



US00D513194S

(12) **United States Design Patent**
Modolo

(10) **Patent No.:** **US D513,194 S**
(45) **Date of Patent:** **** Dec. 27, 2005**

(54) **WRISTWATCH**

(75) **Inventor:** **Dino Modolo, La Chaux-de-Fonds**
(CH)

(73) **Assignee:** **Luxury Timepieces International SA,**
Cortailod (CH)

(**) **Term:** **14 Years**

(21) **Appl. No.:** **29/216,879**

(22) **Filed:** **Nov. 10, 2004**

(30) **Foreign Application Priority Data**

May 11, 2004 (CH) 130723

(51) **LOC (6) Cl.** **10-02**

(52) **U.S. Cl.** **D10/32**

(58) **Field of Search** D10/1-39, 122-132;
368/276-277, 281-282, 285, 293-295;
D11/3-25; 63/1.1, 3, 5, 11; 224/164, 168,
178

(56) **References Cited**

U.S. PATENT DOCUMENTS

D303,635 S * 9/1989 Kurzina D10/32

D351,799 S * 10/1994 Bulgari D10/39
D386,697 S * 11/1997 Wunderman D10/32
D452,957 S * 1/2002 Bodino D10/32
D497,110 S * 10/2004 Modolo D10/32
D501,640 S * 2/2005 Modolo D10/32

* cited by examiner

Primary Examiner—Nelson C. Holtje
(74) *Attorney, Agent, or Firm*—Sughrue Mion, PLLC

(57) **CLAIM**

The ornamental design for a wristwatch, as shown.

DESCRIPTION

FIG. 1 is a perspective view of the front and right side of a wristwatch showing my new design;
FIG. 2 is a front elevational view thereof;
FIG. 3 is a rear elevational view thereof;
FIG. 4 is a right side elevational view thereof;
FIG. 5 is a left side elevational view thereof;
FIG. 6 is a top plan view thereof; and,
FIG. 7 is a bottom plan view thereof.

1 Claim, 2 Drawing Sheets




FIG. 1




FIG. 2




FIG. 3




FIG. 4




FIG. 6



FIG. 5




FIG. 7

