



US00D513186S

(12) **United States Design Patent**
Dehaene

(10) **Patent No.:** **US D513,186 S**

(45) **Date of Patent:** **** Dec. 27, 2005**

(54) **CONTAINER WITH CAP**

(75) **Inventor:** **Eric Dehaene, Clichy (FR)**

(73) **Assignee:** **L'Oreal S.A., Paris (FR)**

(**) **Term:** **14 Years**

(21) **Appl. No.:** **29/202,880**

(22) **Filed:** **Apr. 5, 2004**

(51) **LOC (6) Cl.** **09-01**

(52) **U.S. Cl.** **D9/529; D9/510; D9/560;**
D9/564; D9/566

(58) **Field of Search** **D9/682, 686-694,**
D9/723-724, 510, 516, 529-530, 537-543,
549, 551, 553-554, 556-558, 559-560,
564, 566, 569-575; 215/382-384, 396,
398, 12.1-12.3, 12.5; D28/85, 88-89, 91.1

(56) **References Cited**

U.S. PATENT DOCUMENTS

- D53,887 S * 10/1919 Connor D9/511
- D57,853 S * 5/1921 Nowack D9/512
- D84,593 S * 7/1931 Piazzoli D9/560
- D190,785 S * 6/1961 Kruck D9/687
- 3,162,304 A 12/1964 Bau 206/56
- D268,097 S 3/1983 Thompson
- D279,511 S * 7/1985 Matsubara et al. D28/91.1
- D294,409 S * 2/1988 Kemmerer D28/82
- D309,418 S * 7/1990 Geiger D9/689
- D312,329 S * 11/1990 Bakic D28/85

- D317,664 S * 6/1991 Bakic D28/85
- D353,044 S * 12/1994 Riley D9/529 X
- D400,797 S * 11/1998 de Mourgues D9/558
- D410,570 S * 6/1999 Lerolle D28/85
- D411,460 S * 6/1999 Nobuto D9/560
- D416,357 S 11/1999 Gobe D28/89
- D425,256 S 5/2000 Gavin D28/85
- D432,725 S 10/2000 Gavin D28/85
- D468,060 S 12/2002 Orsomando D28/89
- D472,812 S 4/2003 Lerolle D9/504
- D483,155 S * 12/2003 Orsomando D28/89

* cited by examiner

Primary Examiner—Carol Rademaker

(74) *Attorney, Agent, or Firm*—Baker Botts L.L.P.

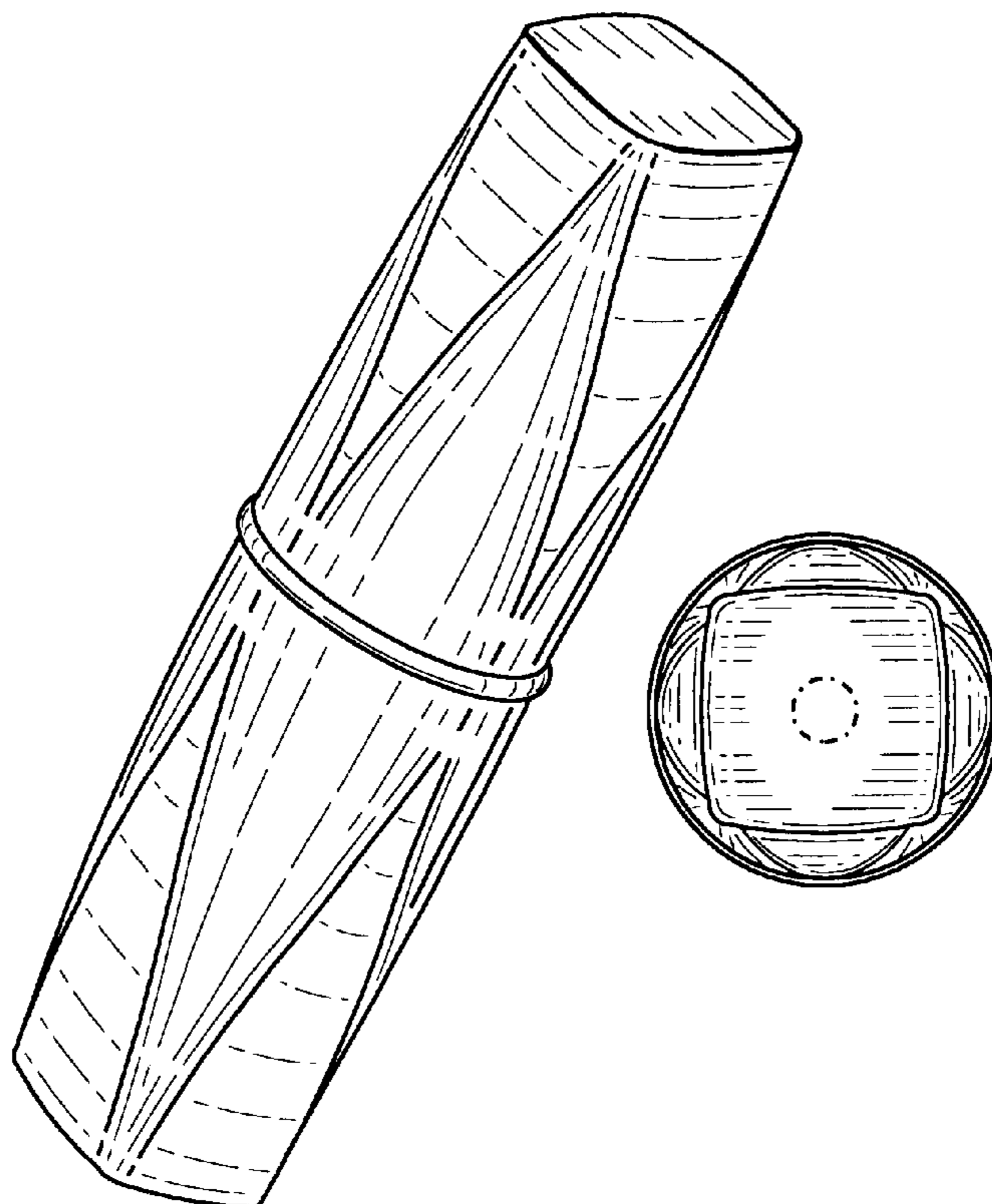
(57) **CLAIM**

The ornamental design for a container with cap, as shown and described.

DESCRIPTION

FIG. 1 is a three-dimensional perspective view of the container with cap;
 FIG. 2 is a front view of the container with cap;
 FIG. 3 is a back view of the container with cap;
 FIG. 4 is a right side view of the container with cap;
 FIG. 5 is a left side view of the container with cap;
 FIG. 6 is a top view of the container with cap; and,
 FIG. 7 is a bottom view of the container with cap.
 The broken line shown in FIG. 7 is for environmental purposes only and forms no part of the claimed design.

1 Claim, 2 Drawing Sheets



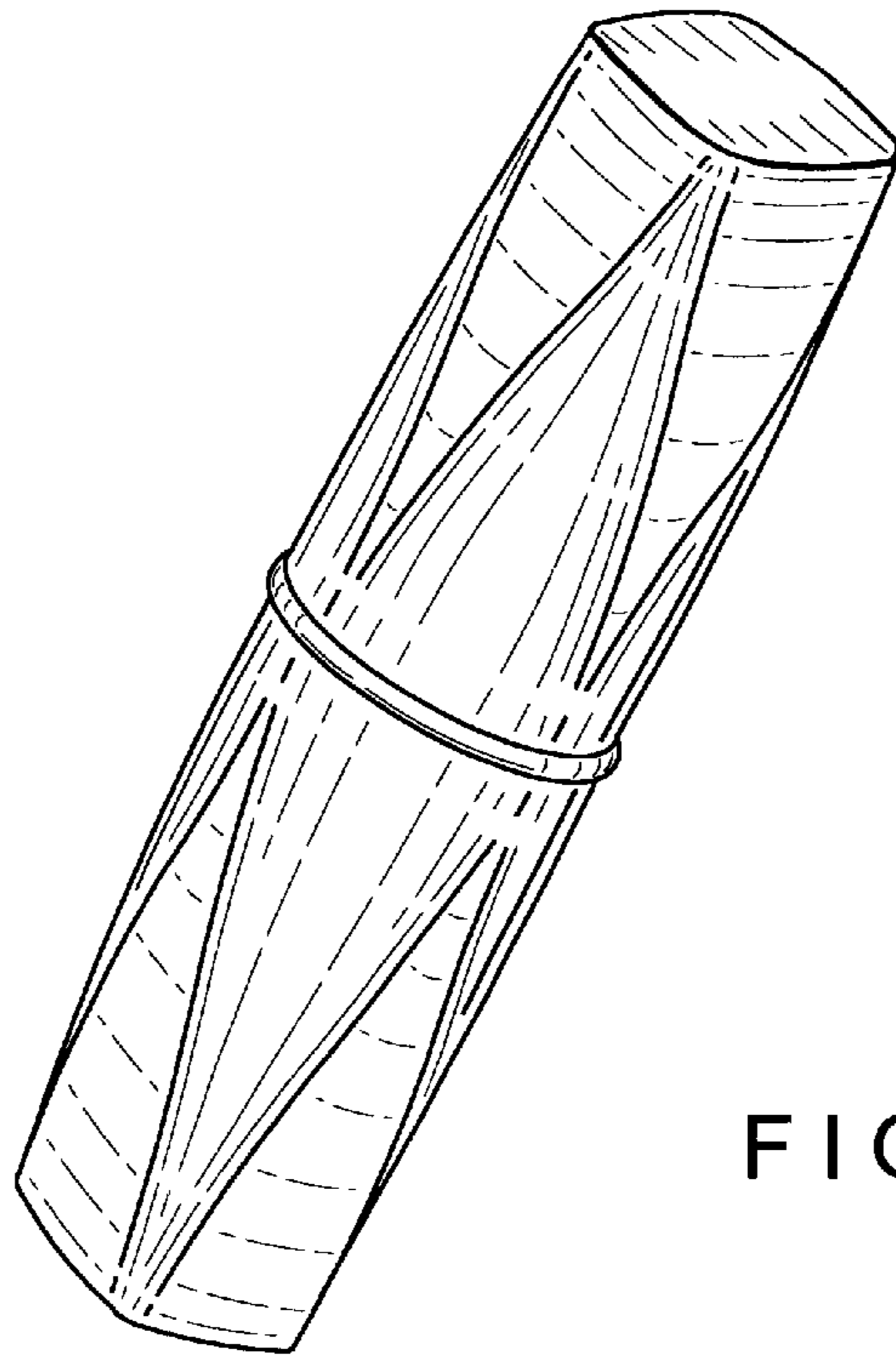


FIG. 1

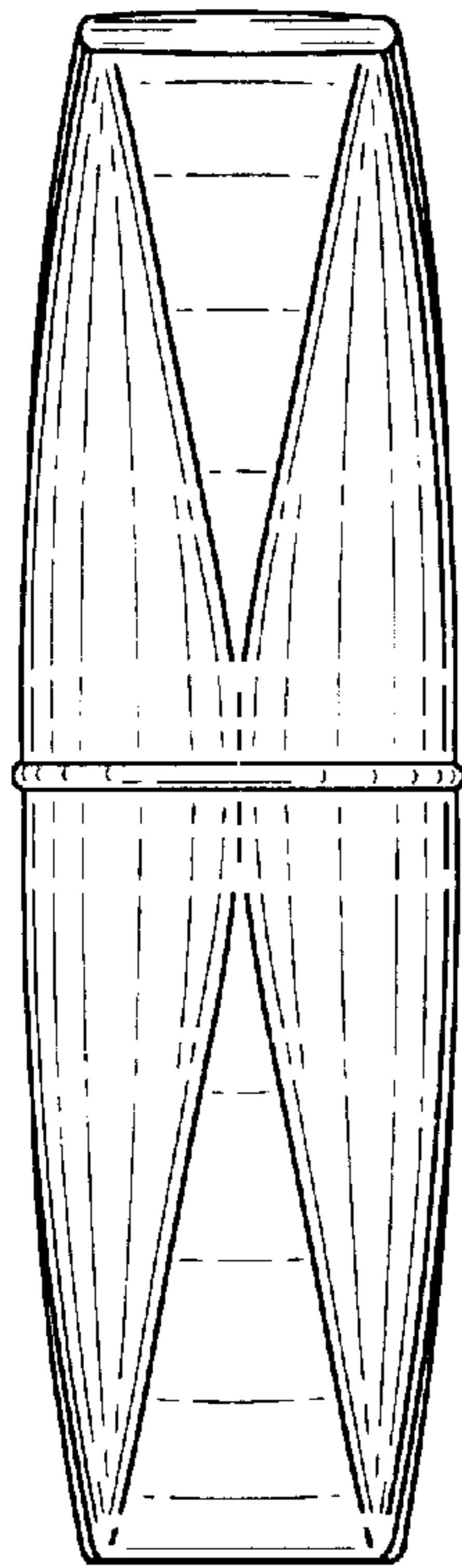


FIG. 2




FIG. 3




FIG. 4

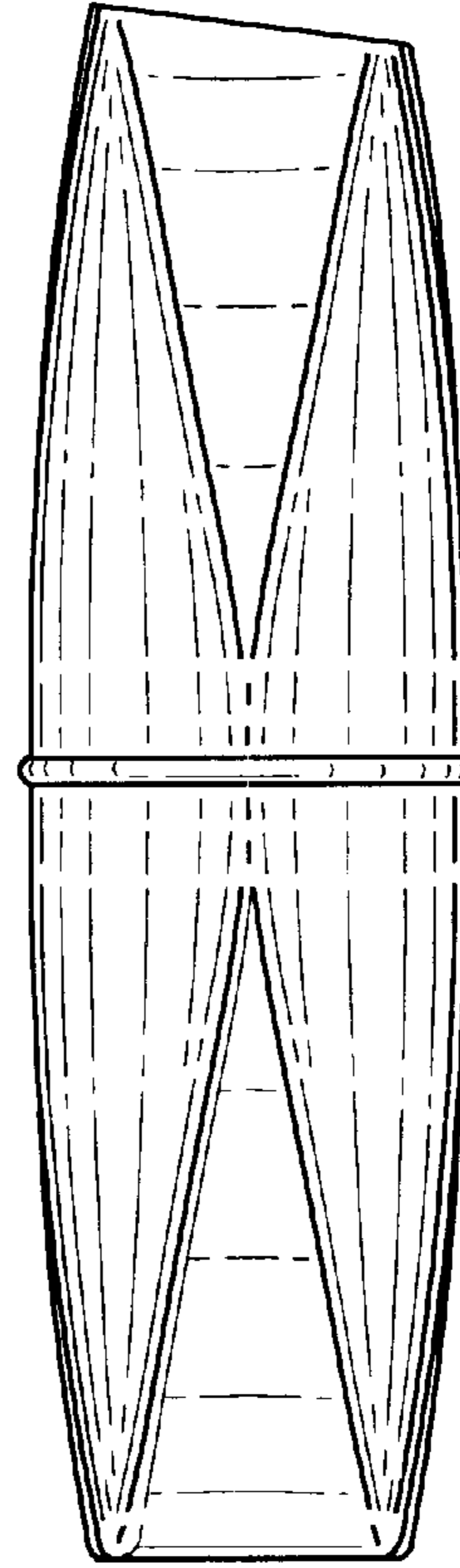


FIG. 5




FIG. 6

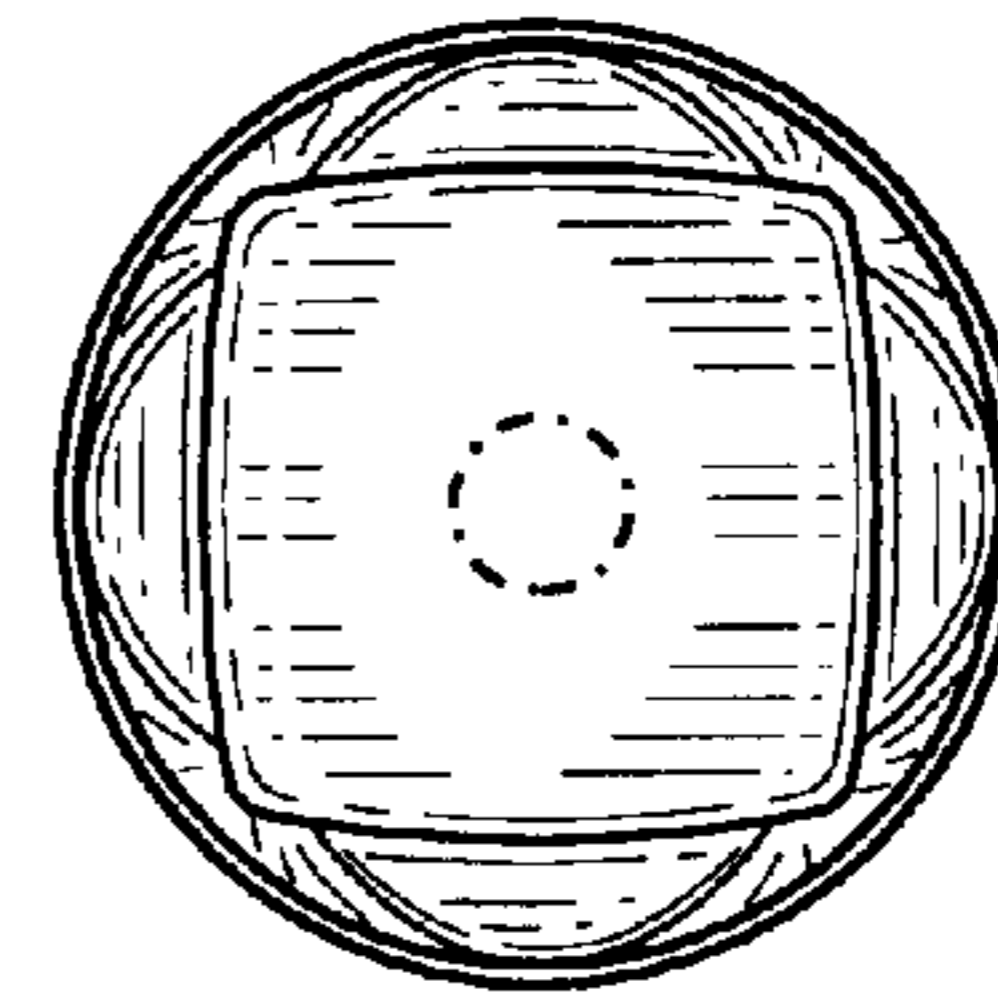


FIG. 7