



US00D513164S

(12) **United States Design Patent**
Hagan

(10) **Patent No.: US D513,164 S**

(45) **Date of Patent: ** Dec. 27, 2005**

(54) **SAFETY GRIP**

(75) **Inventor: Kenneth D. Hagan, East Pointe, MI (US)**

(73) **Assignee: Delaware Capital Formation, Inc., Wilmington, DE (US)**

(**) **Term: 14 Years**

(21) **Appl. No.: 29/217,696**

(22) **Filed: Nov. 20, 2004**

(51) **LOC (6) Cl. 08-01**

(52) **U.S. Cl. D8/300; D8/307; D8/322**

(58) **Field of Search D8/107, 300, 307, D8/313, 315-316, 321-322, 338, 343, 350; 16/110.1, DIG. 12, 404, 430; 81/489; 292/247; 15/120.2, 143.1**

(56) **References Cited**

U.S. PATENT DOCUMENTS

- 3,436,090 A * 4/1969 Hebron et al. 280/821
- 4,004,818 A * 1/1977 Ramillon 280/821
- 4,031,775 A * 6/1977 Petty 74/551.9
- 4,308,762 A * 1/1982 Jannard 74/551.9
- 4,416,166 A * 11/1983 Jannard et al. 74/551.9

- 4,895,044 A * 1/1990 Ekins 74/551.9
- D313,923 S * 1/1991 Poe, Jr. D7/693
- 6,073,307 A * 6/2000 Santos et al. 16/429
- D439,314 S * 3/2001 Kitchen et al. D23/249
- D480,189 S * 9/2003 Libman et al. D32/52
- D492,178 S * 6/2004 Wright et al. D8/70
- D498,188 S * 11/2004 Ligneau D12/179

* cited by examiner

Primary Examiner—Stella Reid

Assistant Examiner—Jean E. McCormick

(74) *Attorney, Agent, or Firm*—Raggio & Dinnin, P.C.

(57) **CLAIM**

The ornamental design for a safety grip, as shown and described.

DESCRIPTION

FIG. 1 is a perspective view of a safety grip on a handle showing my new design.

FIG. 2 is a top view thereof;

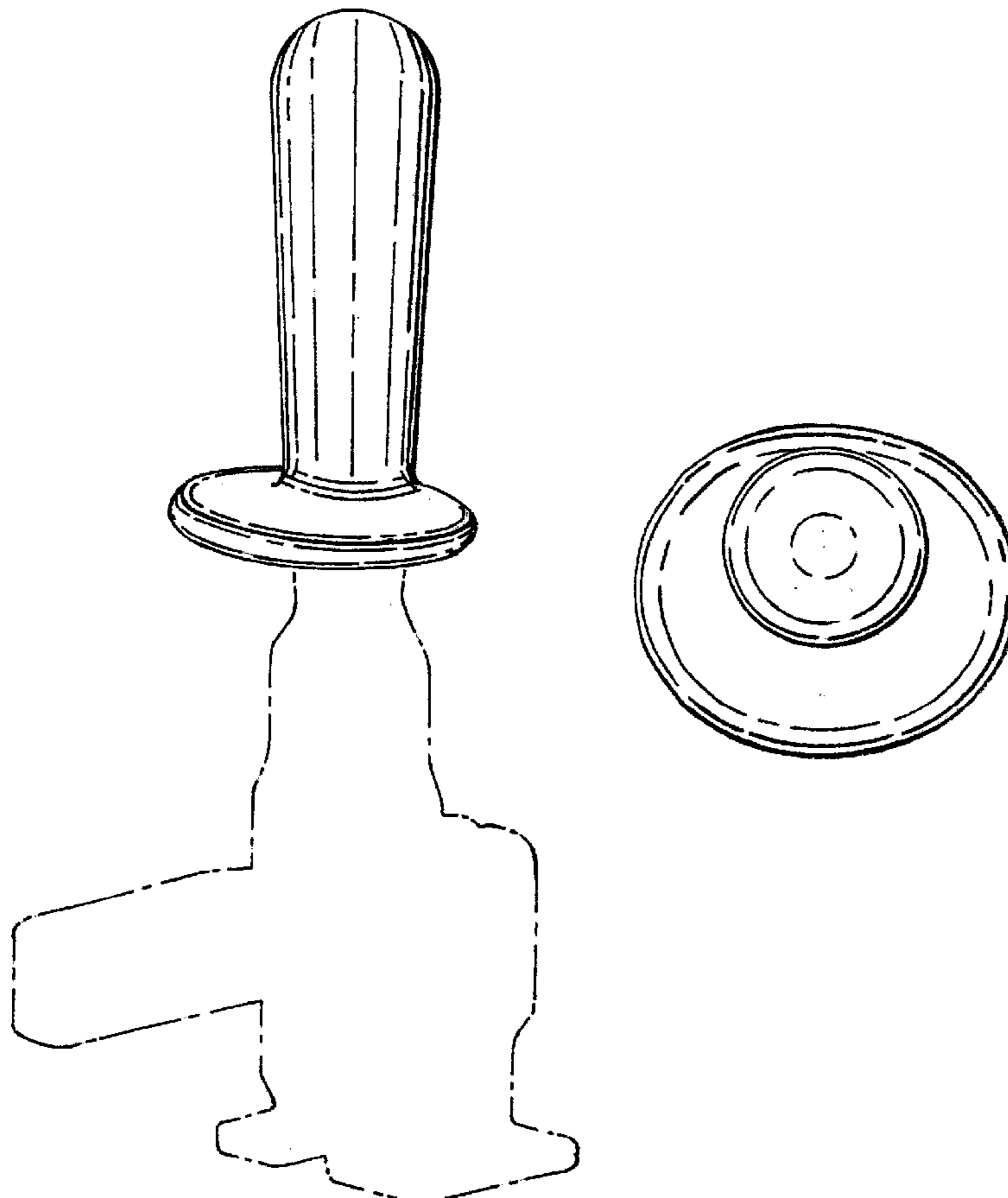
FIG. 3 is a front elevation view thereof;

FIG. 4 is a side elevation view thereof; and,

FIG. 5 is a back elevation view thereof.

The broken line showing of a clamp is for illustrative purposes only and forms no part of the claimed design.

1 Claim, 1 Drawing Sheet



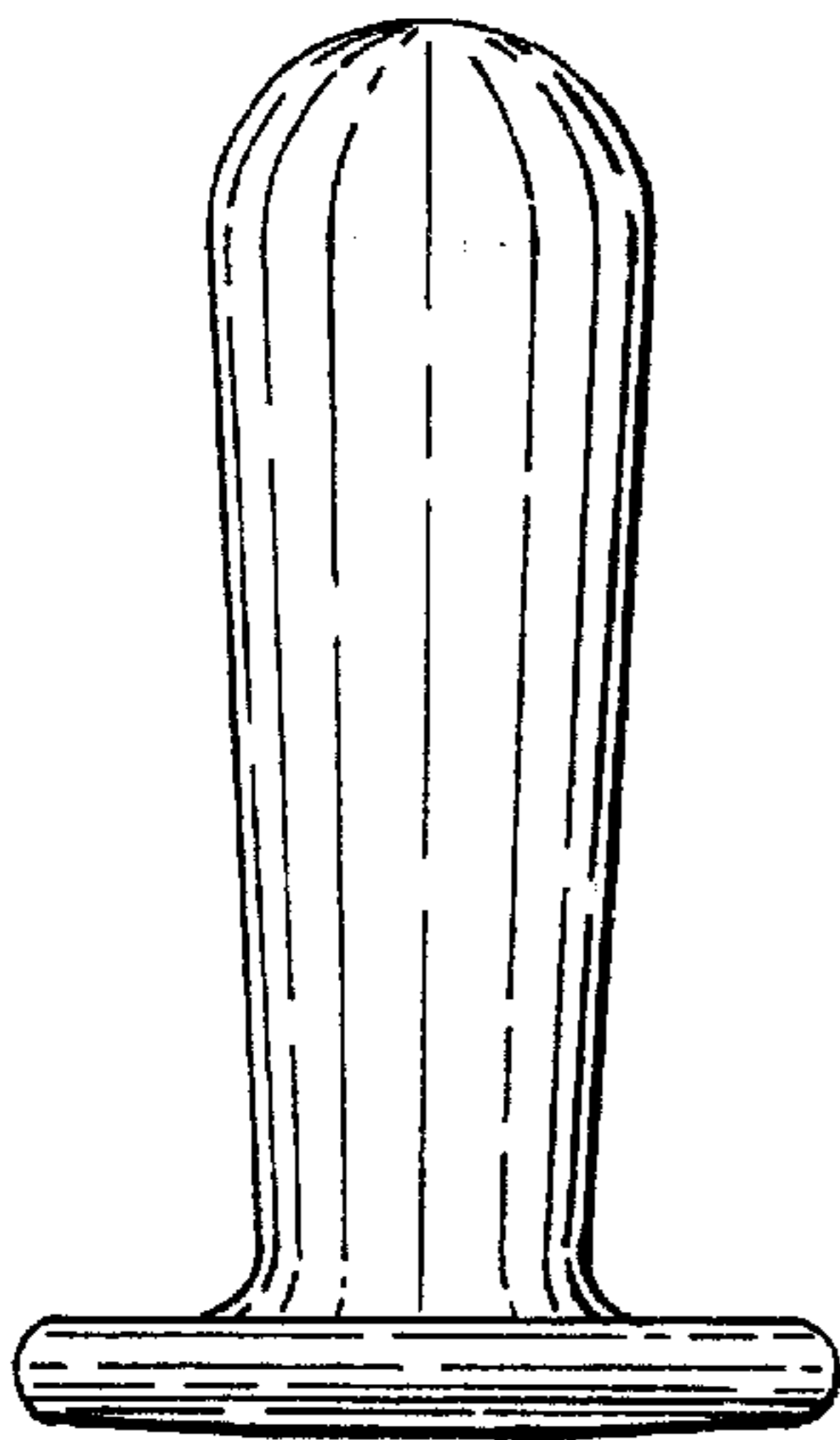
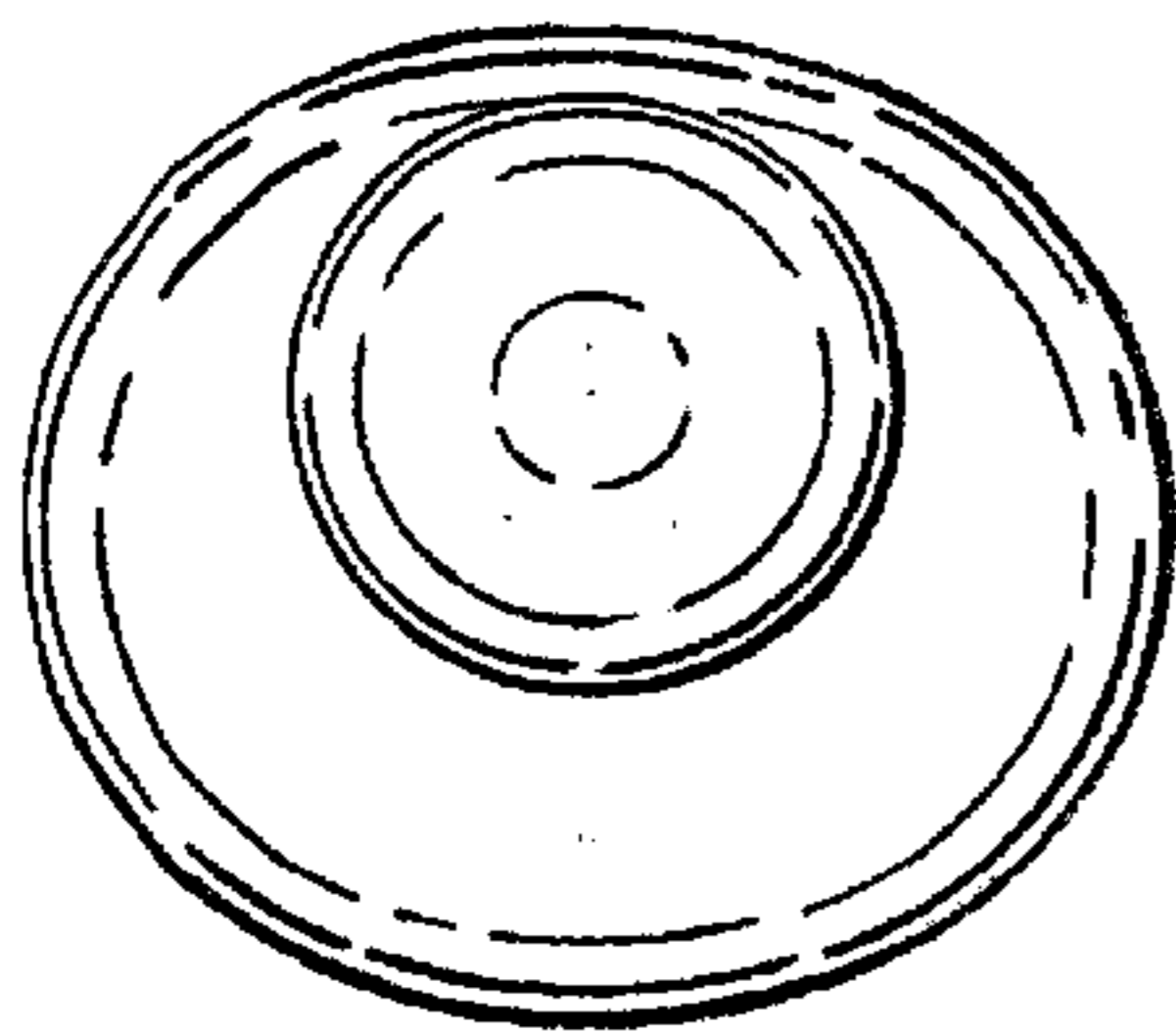



Fig. 3.

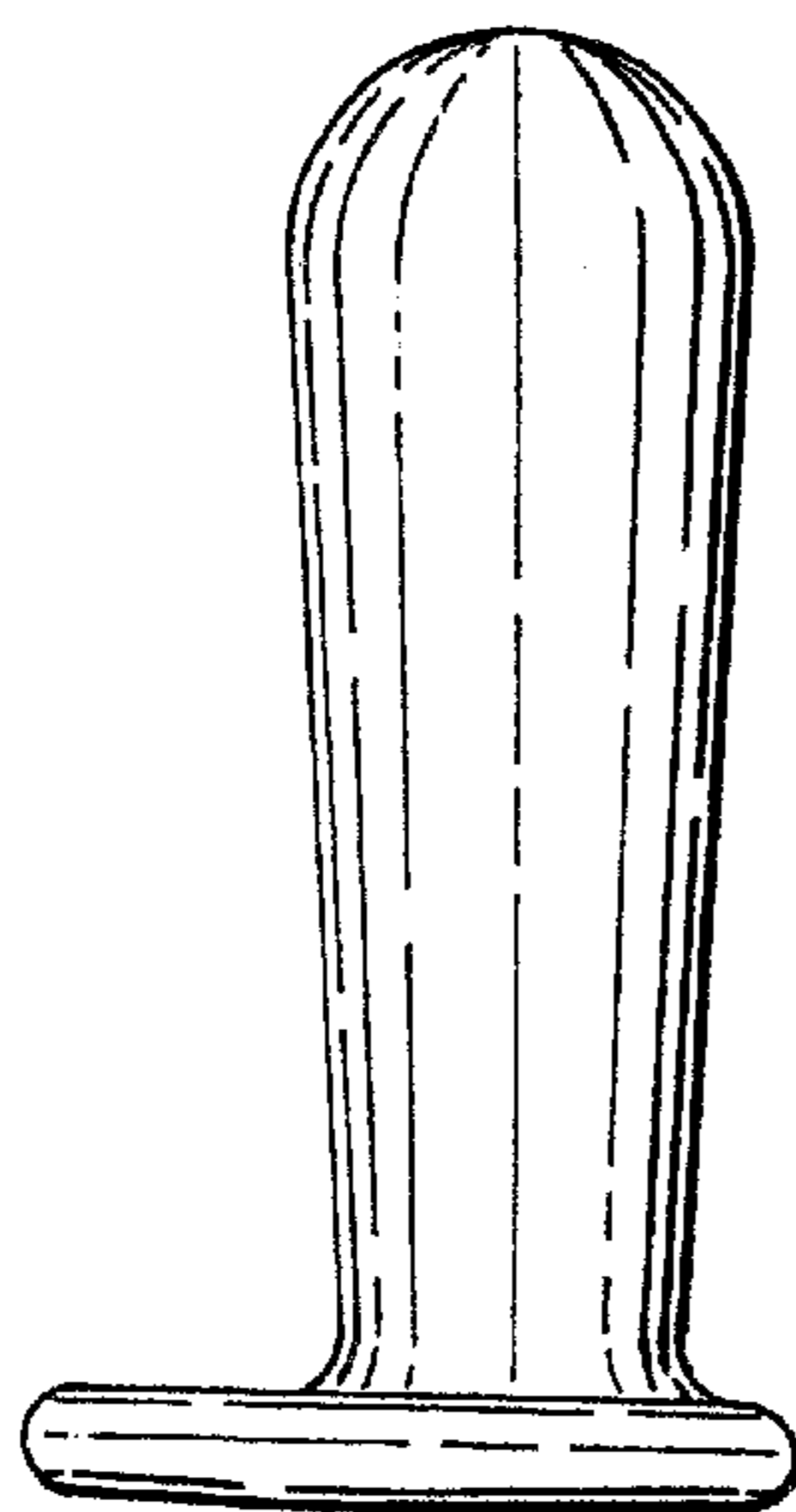


Fig. 4.

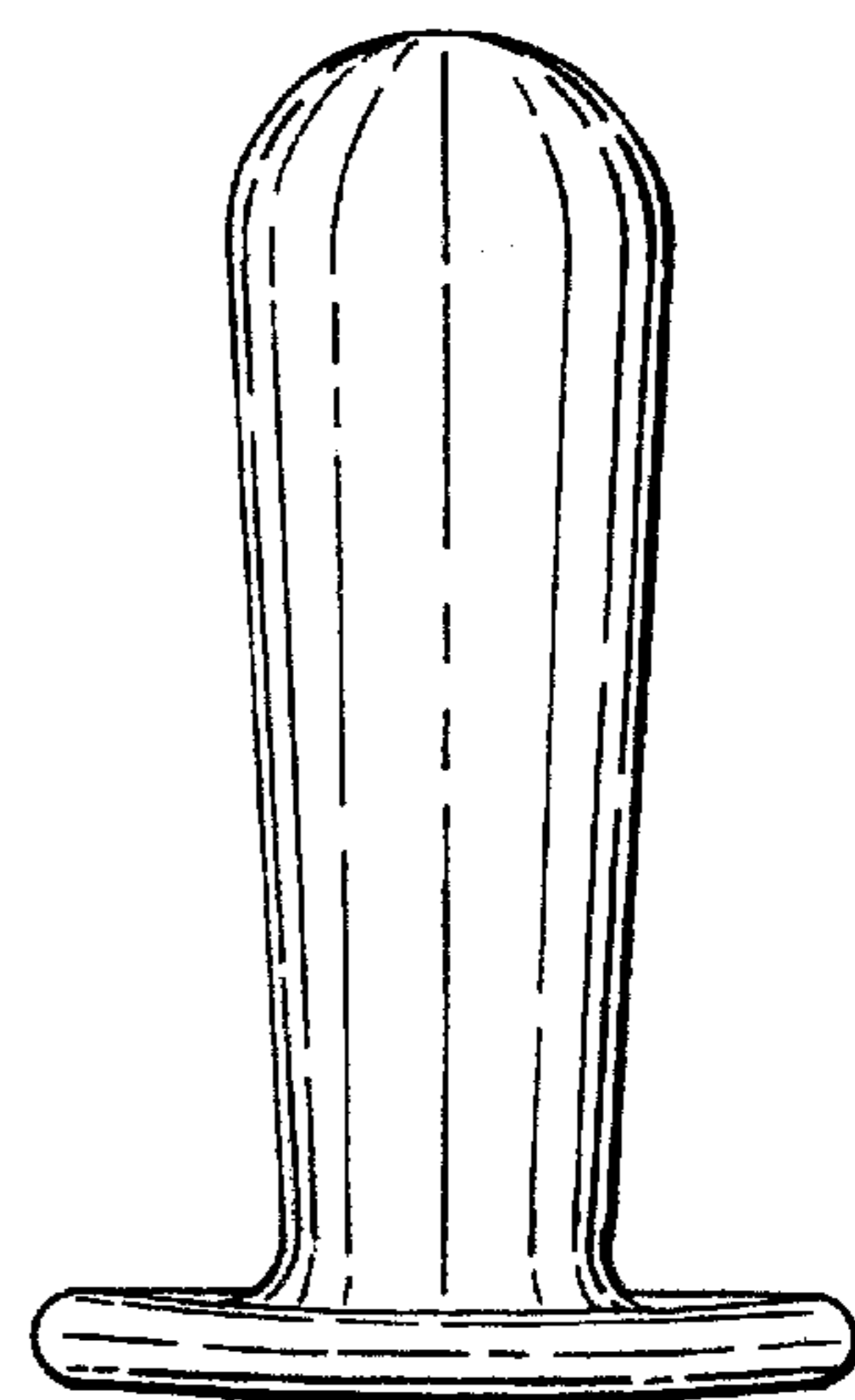


Fig. 5.