



US00D513160S

(12) **United States Design Patent** (10) **Patent No.:** **US D513,160 S**
DeBoer et al. (45) **Date of Patent:** **** Dec. 27, 2005**

(54) **CORDLESS DRILL**

(75) Inventors: **Jeff DeBoer**, Ann Arbor, MI (US);
Michael Nellenbach, Clawson, MI (US)

(73) Assignee: **The Faucet-Queens Inc.**, Vernon Hills, IL (US)

(**) Term: **14 Years**

(21) Appl. No.: **29/213,434**

(22) Filed: **Sep. 17, 2004**

(51) **LOC (6) Cl.** **08-01**

(52) **U.S. Cl.** **D8/68**

(58) **Field of Search** D8/14.1, 61, 62, D8/63, 64, 65, 66, 67, 68, 69, 70; 81/57.11, 429, 464, 465, 466, 469, 489; 173/13, 169, 178, 213, 217; 227/8, 114, 120, 130, 136, 142; 310/50; 408/20, 124, 125, 234, 241 R; 451/358

(56) **References Cited**

U.S. PATENT DOCUMENTS

- 4,448,098 A * 5/1984 Totsu 81/57.11
- D275,444 S * 9/1984 Totsu D8/68
- D301,496 S * 6/1989 Yonesawa et al. D8/68
- D325,857 S * 5/1992 Hasegawa et al. D8/61
- D333,078 S * 2/1993 Mikiya D8/68
- D379,910 S * 6/1997 Hannen et al. D8/68
- D403,936 S * 1/1999 Somers D8/68
- D462,593 S * 9/2002 Nottingham et al. D8/68
- D467,150 S * 12/2002 Frederick D8/68

- D468,610 S * 1/2003 Chien D8/68
- D474,949 S * 5/2003 Schaffeld et al. D8/14.1
- D485,737 S * 1/2004 Schaub et al. D8/68
- D486,713 S * 2/2004 Lai D8/68

FOREIGN PATENT DOCUMENTS

- GB 2065792 S * 5/1997
- GB 3000194 S * 12/2001

* cited by examiner

Primary Examiner—Gary D. Watson
Assistant Examiner—T. Chase Nelson

(74) *Attorney, Agent, or Firm*—Kwadjo Adusei-Poku; Lloyd D. Doigan

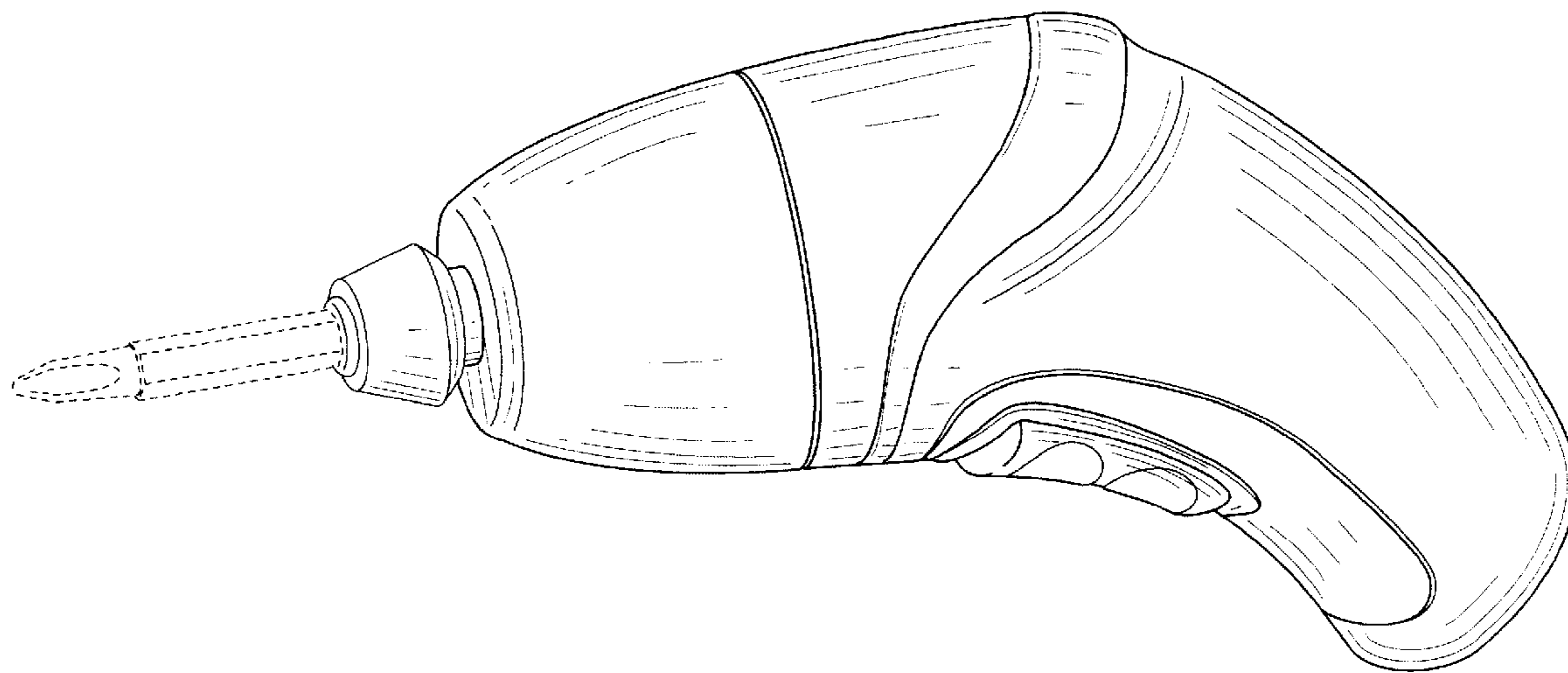
(57) **CLAIM**

The ornamental design for a cordless drill, as shown and described.

DESCRIPTION

FIG. 1 is a front perspective view of a cordless drill showing our design;
 FIG. 2 is a left side elevational view, the right side elevational view being a mirror image thereof;
 FIG. 3 is a top plan view thereof;
 FIG. 4 is a bottom plan view thereof;
 FIG. 5 is a front elevational view thereof; and,
 FIG. 6 is a rear elevational view.
 The broken line showing of environmental structure in the figure views is for illustrative purposes only and forms no part of the claimed design.

1 Claim, 5 Drawing Sheets



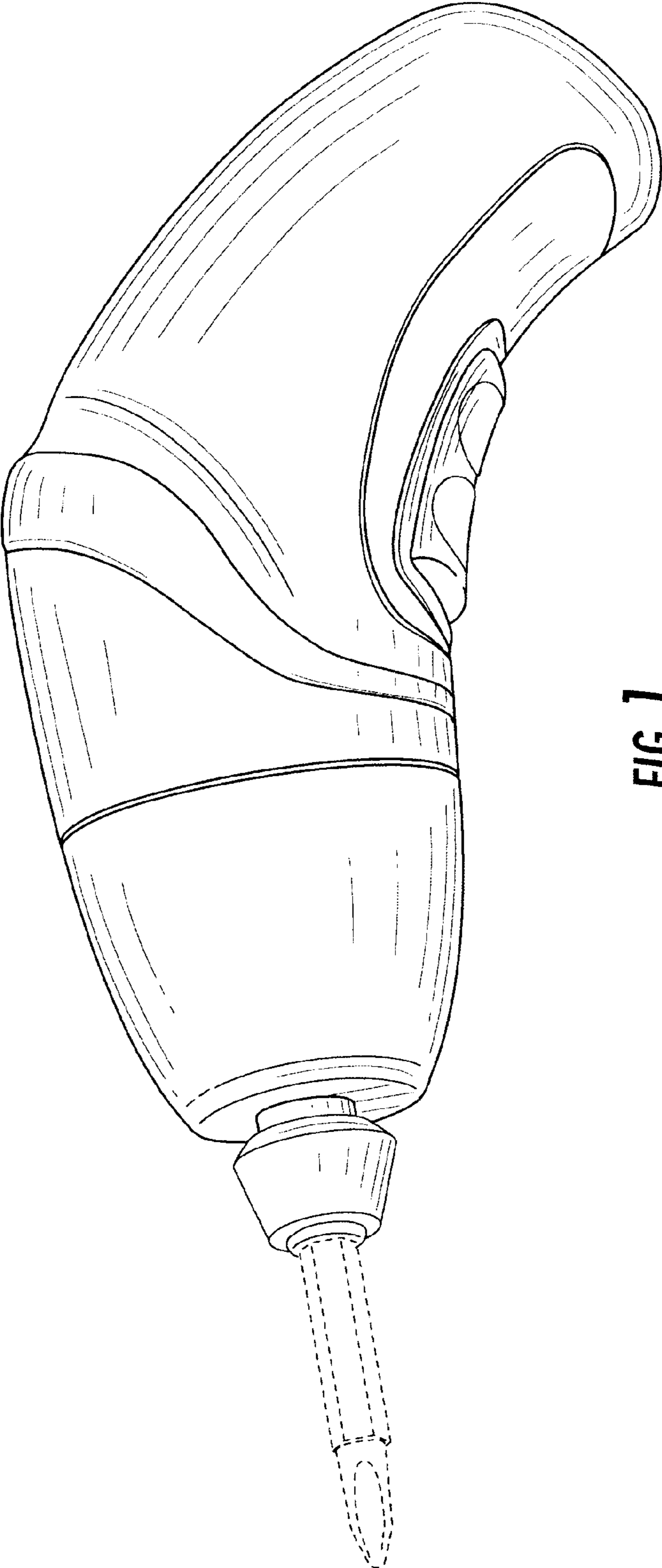


FIG. 1

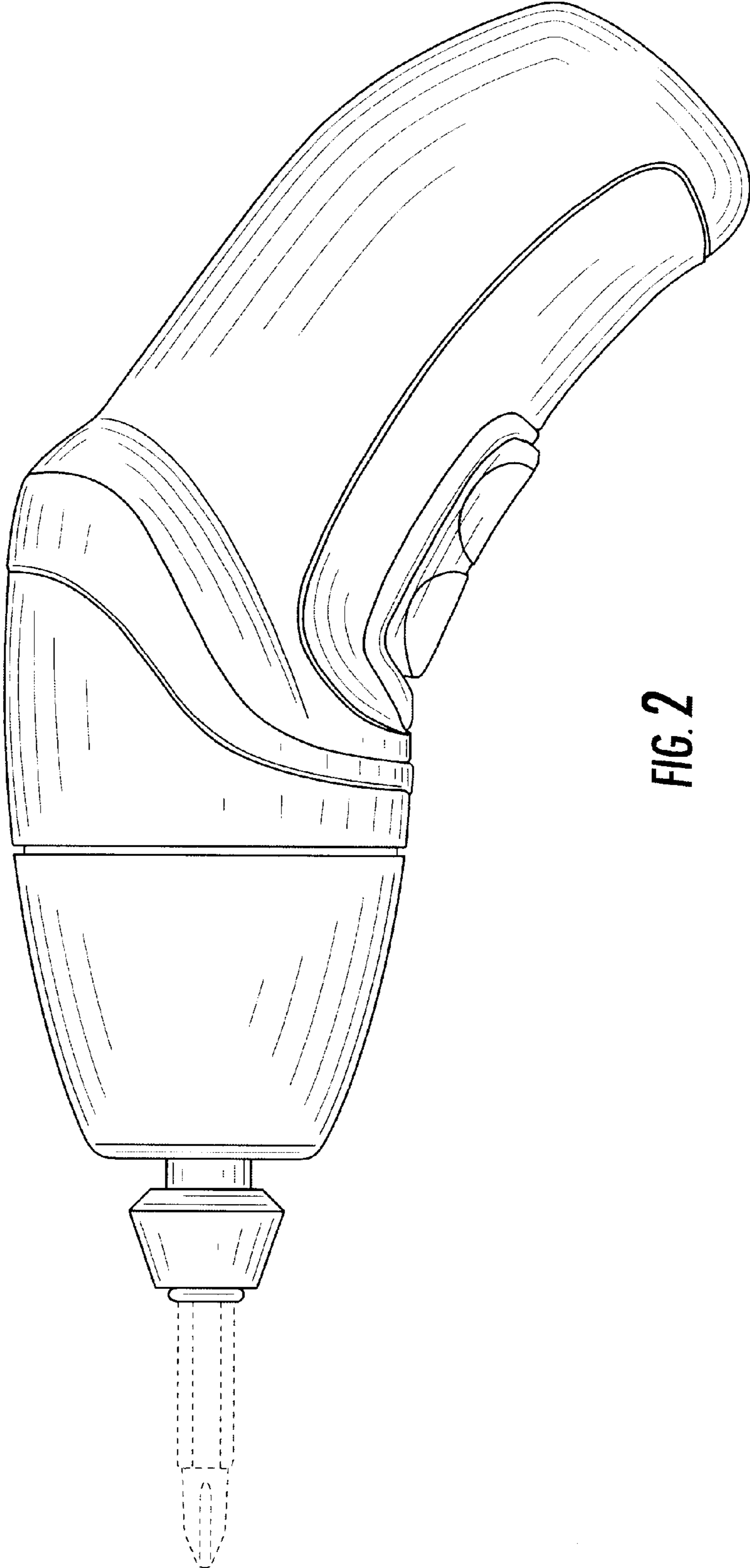


FIG. 2

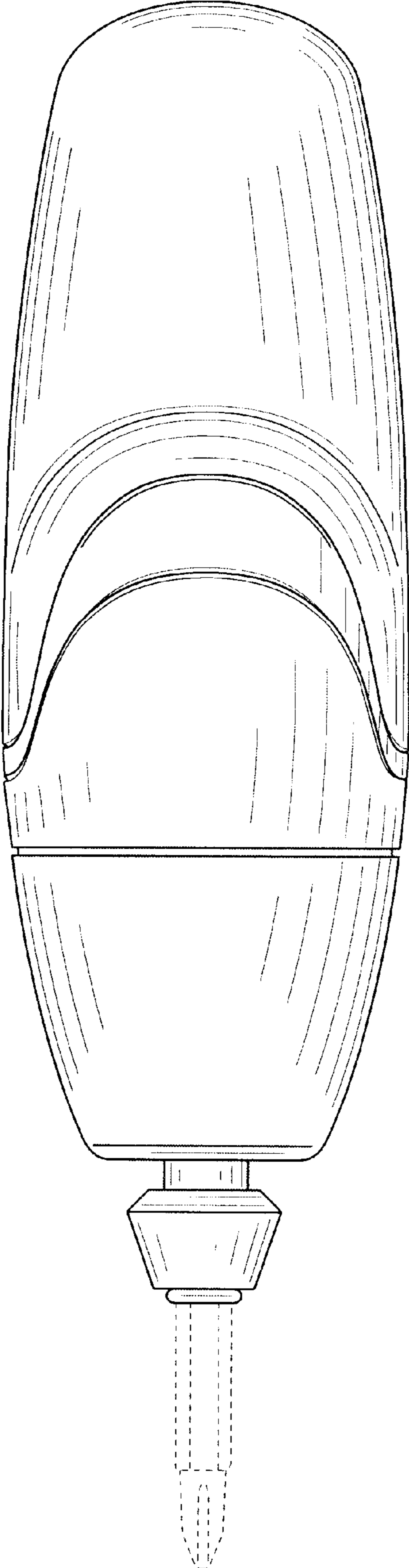


FIG. 3

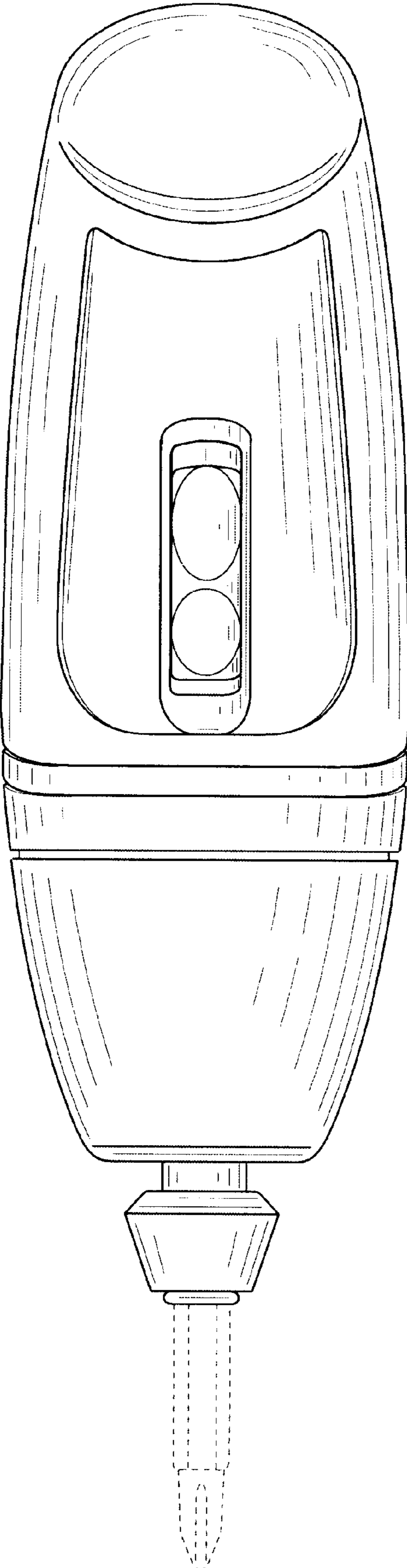


FIG. 4

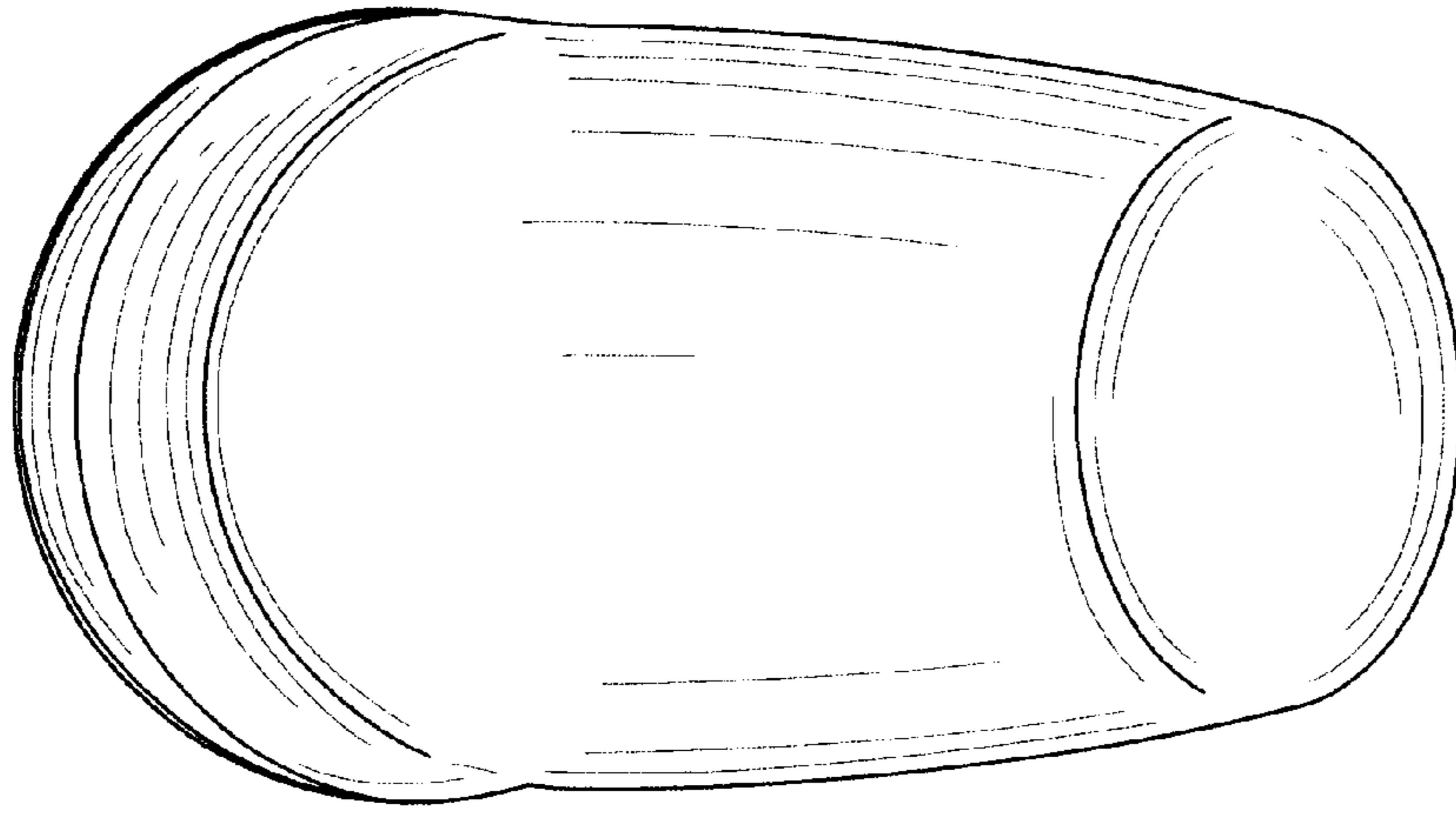


FIG. 6

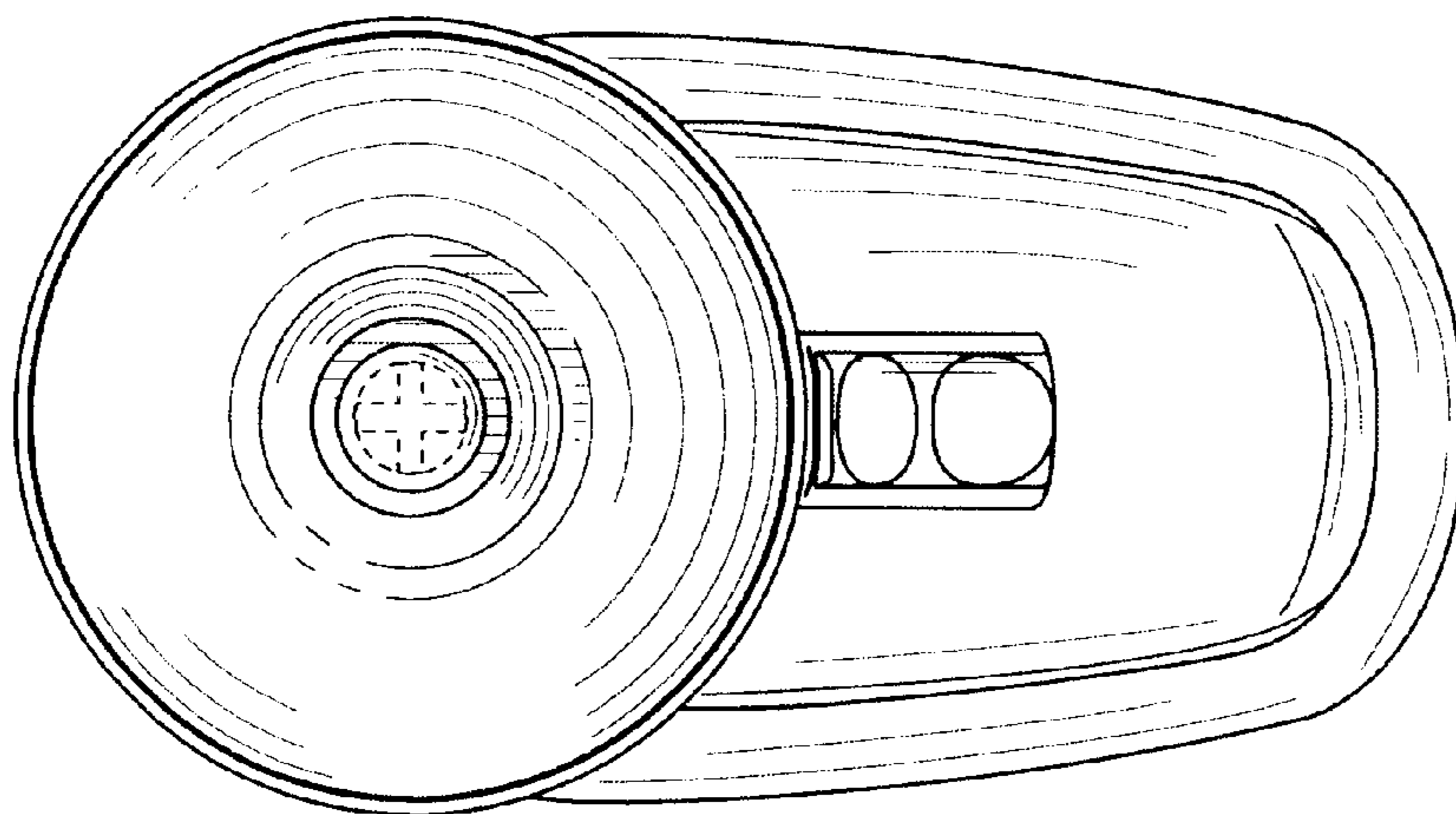


FIG. 5