



US00D513154S

(12) **United States Design Patent** (10) **Patent No.:** **US D513,154 S**
Goodman et al. (45) **Date of Patent:** **** Dec. 27, 2005**

(54) **BANANA HOLDER**

(75) Inventors: **Sheldon H. Goodman**, 30905 Stratford Dr., Solon, OH (US) 44139; **Brian R. Stelmarski**, Streetsboro, OH (US)

(73) Assignee: **Sheldon H. Goodman**, Solon, OH (US)

(**) Term: **14 Years**

(21) Appl. No.: **29/220,340**

(22) Filed: **Dec. 29, 2004**

(51) **LOC (6) Cl.** **07-06**

(52) **U.S. Cl.** **D7/601**

(58) **Field of Search** D7/601, 628, 701,
D7/704; D6/449, 462, 546; 211/13.1, 181.1;
248/116, 121, 125.1, 175, 176.1

(56) **References Cited**

U.S. PATENT DOCUMENTS

D242,413 S	*	11/1976	Olson	D6/462
D385,751 S	*	11/1997	Hollinger	D7/601
D404,973 S		2/1999	Goodman et al.		
D437,735 S		2/2001	Goodman et al.		
D479,099 S	*	9/2003	Ancona	D7/601
D481,265 S	*	10/2003	Ancona	D7/601

OTHER PUBLICATIONS

New From Spectrum Flyer, Circa 2002, 1 page.
Spectrum New For 2002 New Products Brochure, Circa 2002, Cover page and p. 3.
Spectrum Pantry Storage Brochure, Circa 2002, Cover page and 2 pages.

* cited by examiner

Primary Examiner—Terry A. Wallace

(74) *Attorney, Agent, or Firm*—Fay, Sharpe, Fagan, Minnich & McKee, LLP

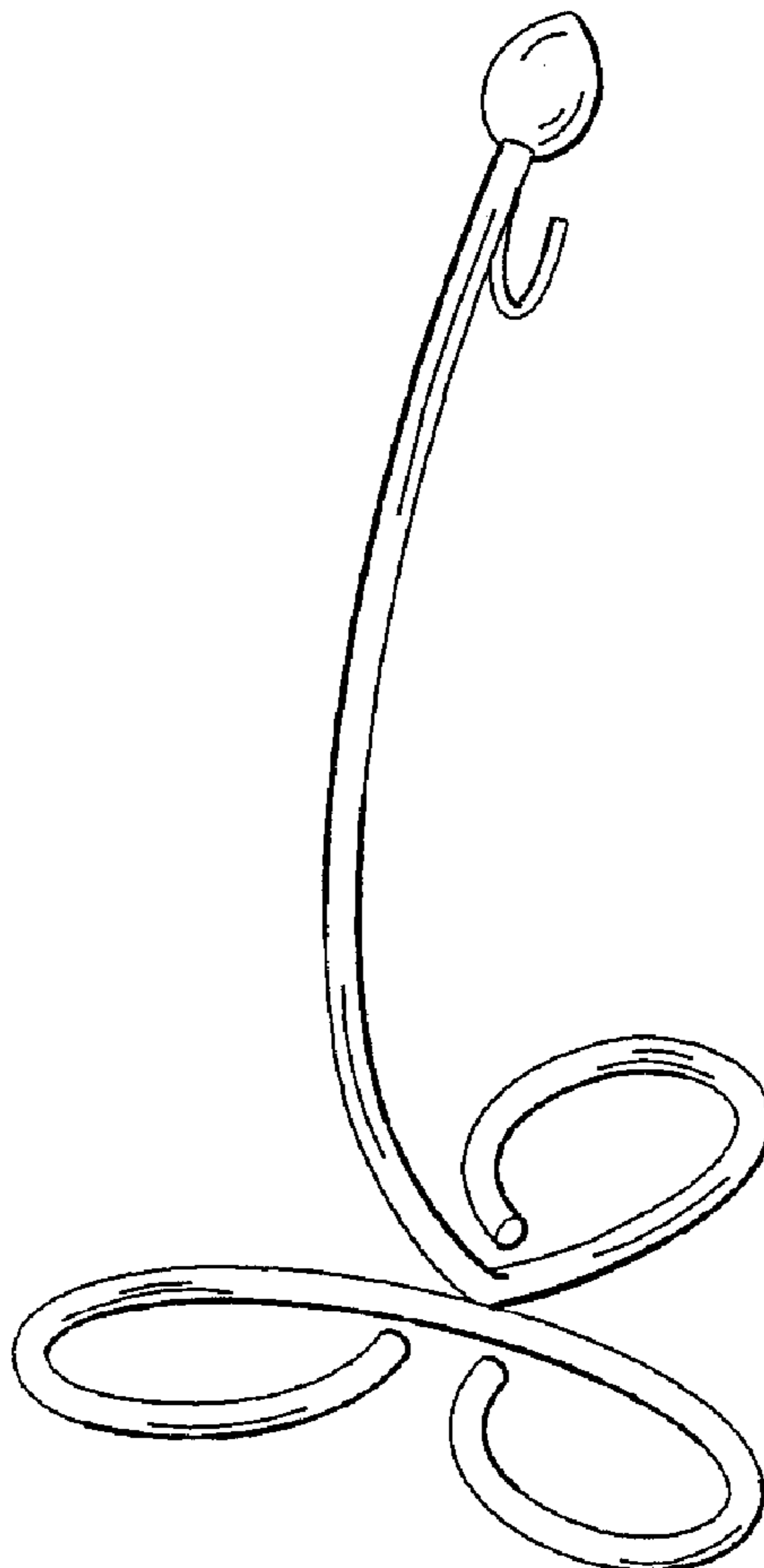
(57) **CLAIM**

The ornamental design for a banana holder, as shown and described.

DESCRIPTION

FIG. 1 is a perspective view of a banana holder showing our new design;
FIG. 2 is a rear elevational view thereof;
FIG. 3 is a left side elevational view thereof, with a right side elevational view being a mirror image thereof;
FIG. 4 is a bottom plan view thereof; and,
FIG. 5 is a top plan view thereof.

1 Claim, 1 Drawing Sheet



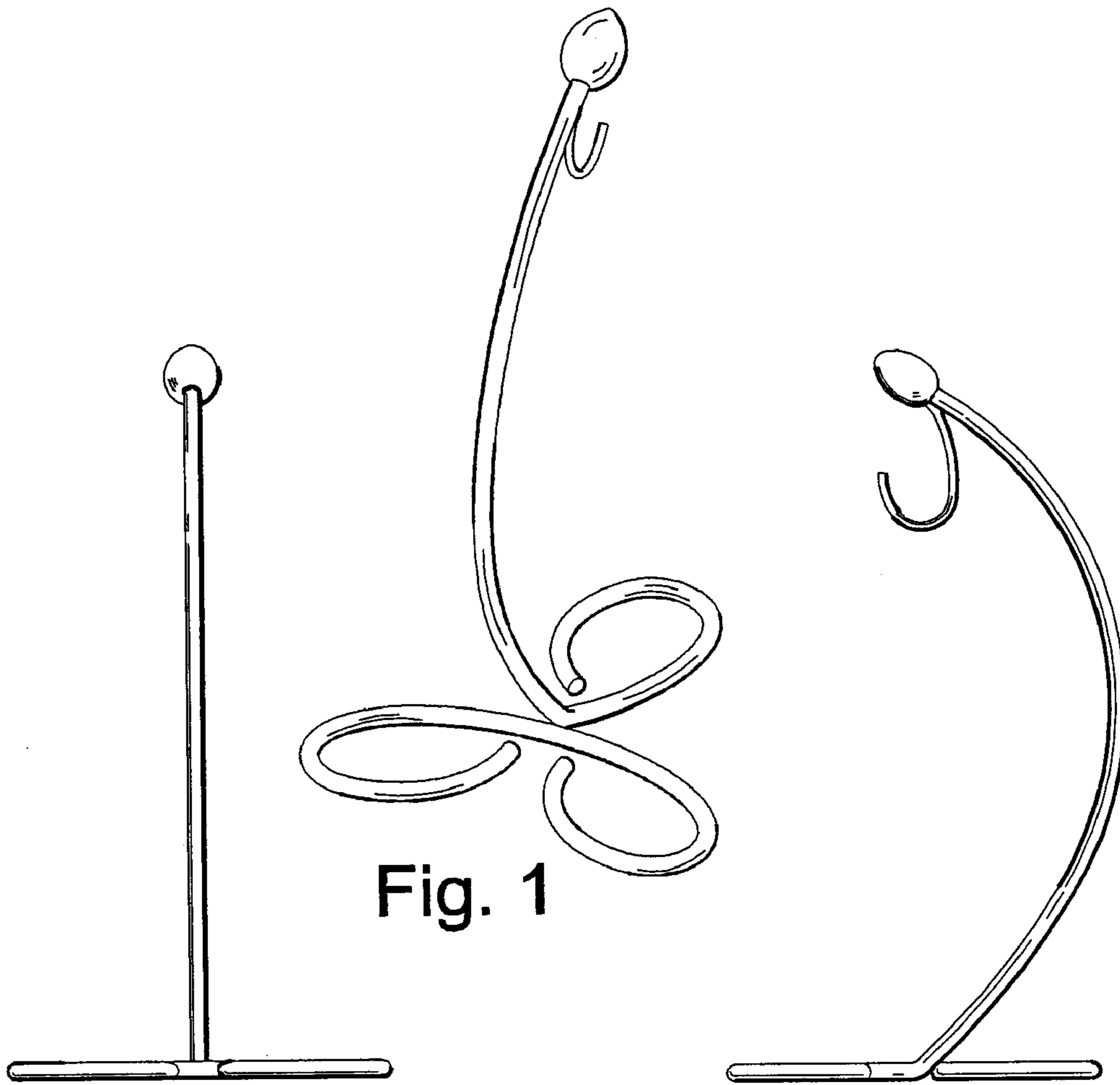


Fig. 1

Fig. 2

Fig. 3




Fig. 4




Fig. 5