



US00D513150S

(12) **United States Design Patent** (10) **Patent No.:** **US D513,150 S**  
**Asner** (45) **Date of Patent:** **\*\* Dec. 27, 2005**

(54) **TORTILLA WARMER**  
 (75) Inventor: **David J. Asner**, Moore, OK (US)  
 (73) Assignee: **Aco, Inc.**, Moore, OK (US)  
 (\*\*) Term: **14 Years**

D331,351 S \* 12/1992 Finney et al. .... D7/540  
 D335,795 S 5/1993 Conti  
 D373,709 S 9/1996 Leu  
 D376,723 S 12/1996 Asner  
 D391,449 S \* 3/1998 Toth et al. .... D7/554.2  
 D395,791 S 7/1998 McArdle  
 D437,186 S 2/2001 Asner  
 D475,893 S \* 6/2003 Hottenroth et al. .... D7/542  
 D484,744 S \* 1/2004 Shamoan ..... D7/540

(21) Appl. No.: **29/192,486**  
 (22) Filed: **Oct. 24, 2003**

(51) **LOC (6) Cl.** ..... **07-01**  
 (52) **U.S. Cl.** ..... **D7/354**  
 (58) **Field of Search** ..... D7/354-362, 538-540,  
 D7/384, 399, 394; 99/324-350; 220/DIG. 12

**OTHER PUBLICATIONS**

Williams-Sonoma Catalog, Apr. 1992, p. 17, "Griffo Pizza Grill" Item #57-578922, United States.

\* cited by examiner

*Primary Examiner*—Joel Sincavage  
*Assistant Examiner*—Maurice Stevens  
 (74) *Attorney, Agent, or Firm*—Mary M. Lee

(56) **References Cited**

**U.S. PATENT DOCUMENTS**

495,872 A	4/1893	Ball	
D27,888 S	11/1897	Snow	
888,960 A	5/1908	Clark	
D94,346 S	1/1935	Hammer	
2,170,040 A	8/1939	Stuart	
D122,414 S	9/1940	Prouty	
D123,913 S	12/1940	Newland	
D125,264 S	2/1941	Dreitzer	
D129,647 S	9/1941	Dreitzer	
D131,404 S	2/1942	Dreitzer	
D178,433 S	7/1956	Simondeti	
2,779,266 A	1/1957	Trapani	
D210,614 S	3/1968	Douglas	
D221,177 S	* 7/1971	Wong	..... D7/540
4,176,591 A	12/1979	Power	
4,367,243 A	1/1983	Brummett et al.	
D274,781 S	7/1984	Baker et al.	
D277,254 S	1/1985	Matsuhisa	
D287,802 S	* 1/1987	Daenen	..... D7/540
D309,692 S	8/1990	Strand	
D314,695 S	2/1991	Sata	

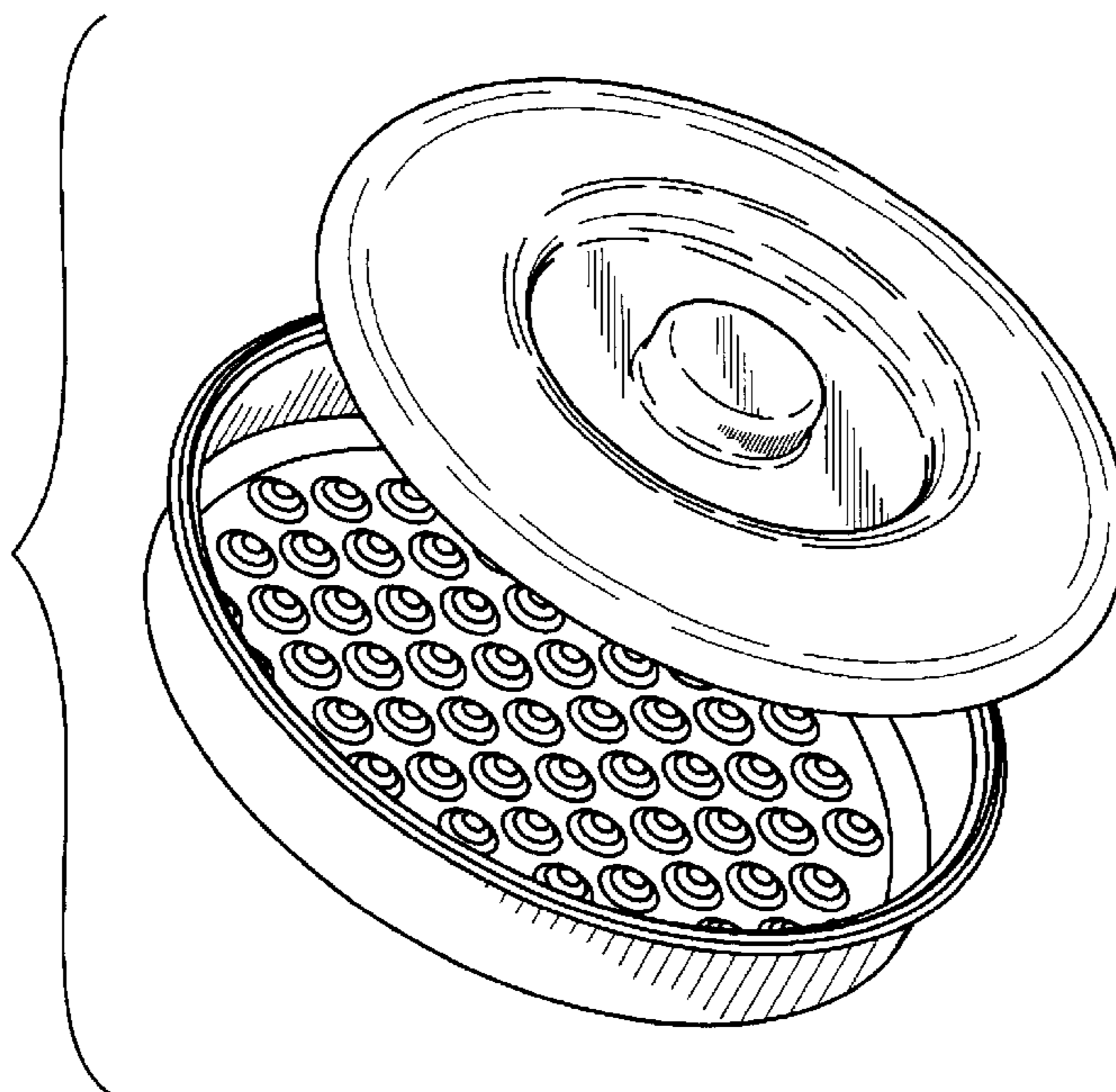
(57) **CLAIM**

The ornamental design for a tortilla warmer, as shown and described.

**DESCRIPTION**

FIG. 1 is a top perspective view of a tortilla warmer in an exploded condition showing my new design;  
 FIG. 2 is a bottom perspective view thereof;  
 FIG. 3 is a bottom plan view thereof;  
 FIG. 4 is a top plan view thereof;  
 FIG. 5 is a side elevation thereof, all other sides being identical thereto;  
 FIG. 6 is a side elevation view of the tortilla warmer assembled, all other sides being identical thereto; and,  
 FIG. 7 is a cross-sectional view taken along line 7-7 of FIG. 4 in an exploded condition.

**1 Claim, 3 Drawing Sheets**



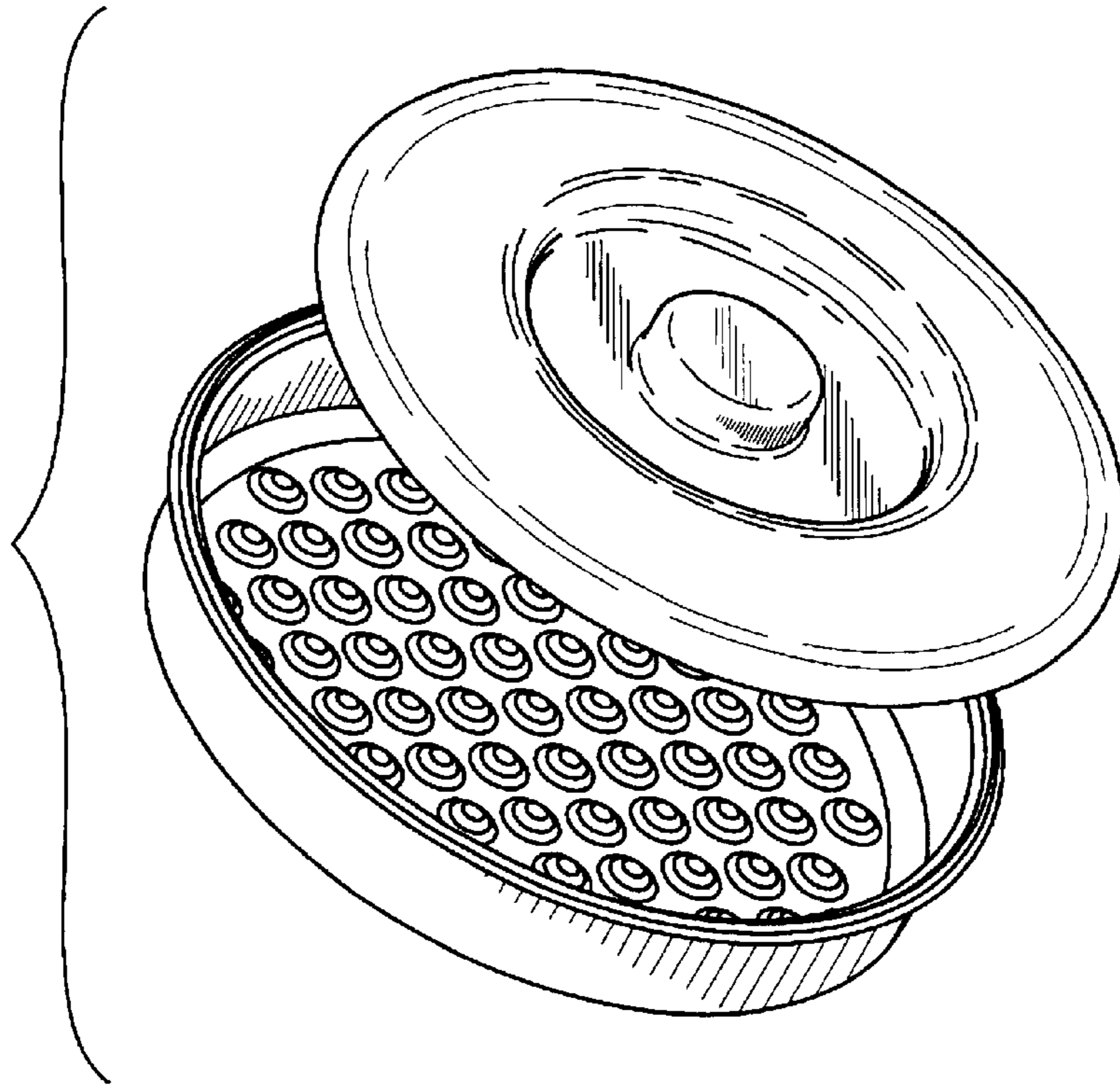


FIG. 1

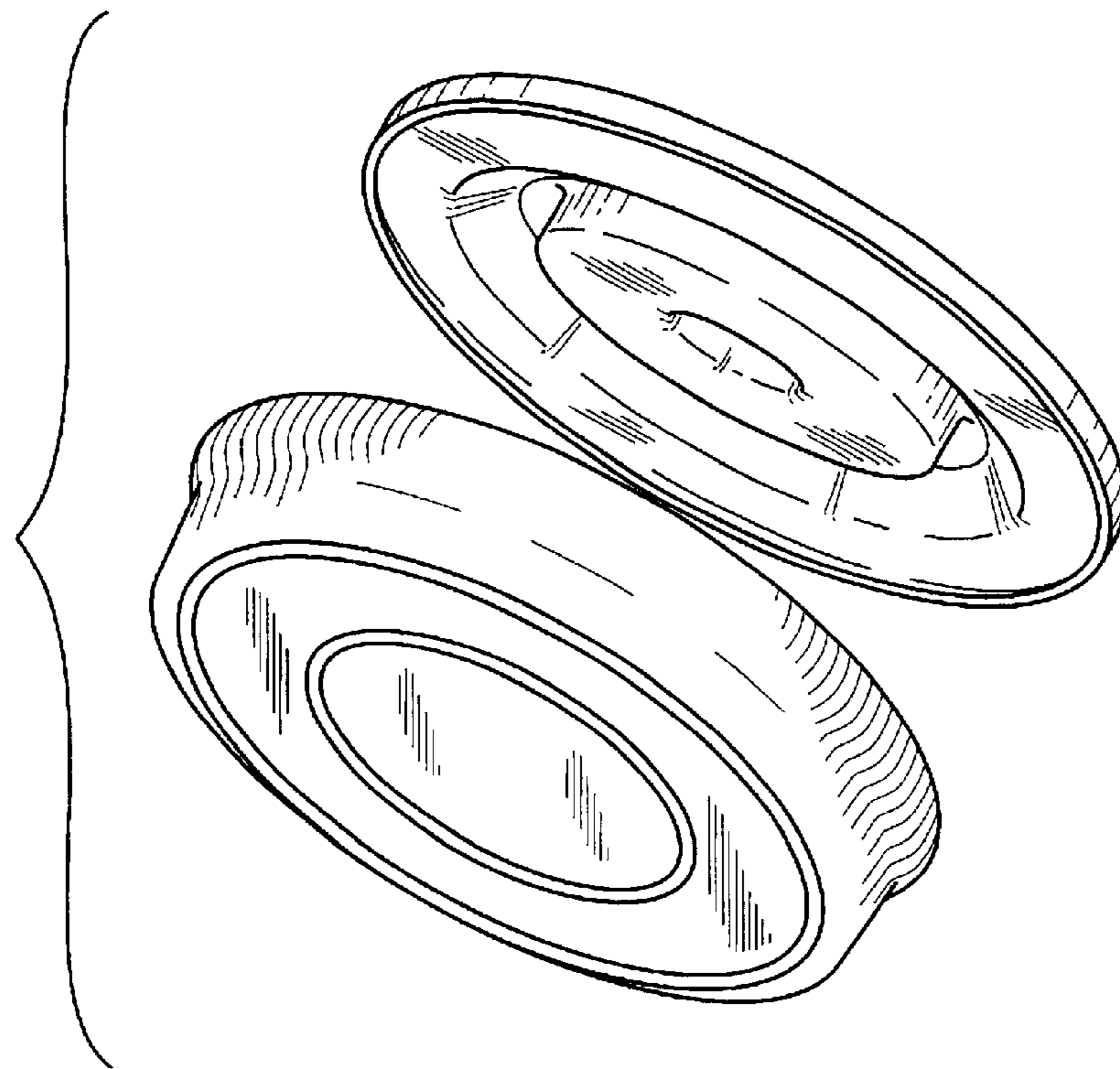
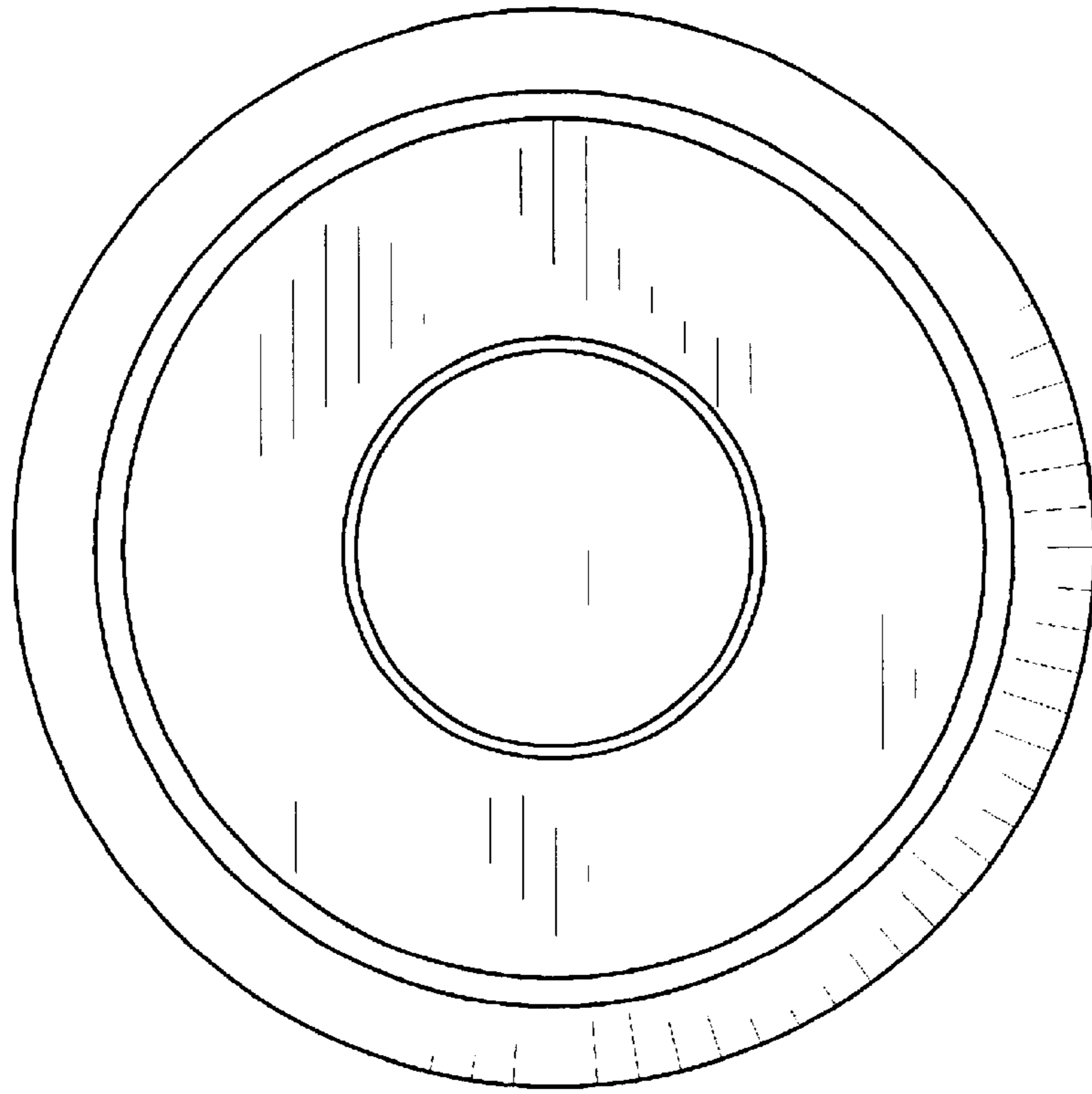
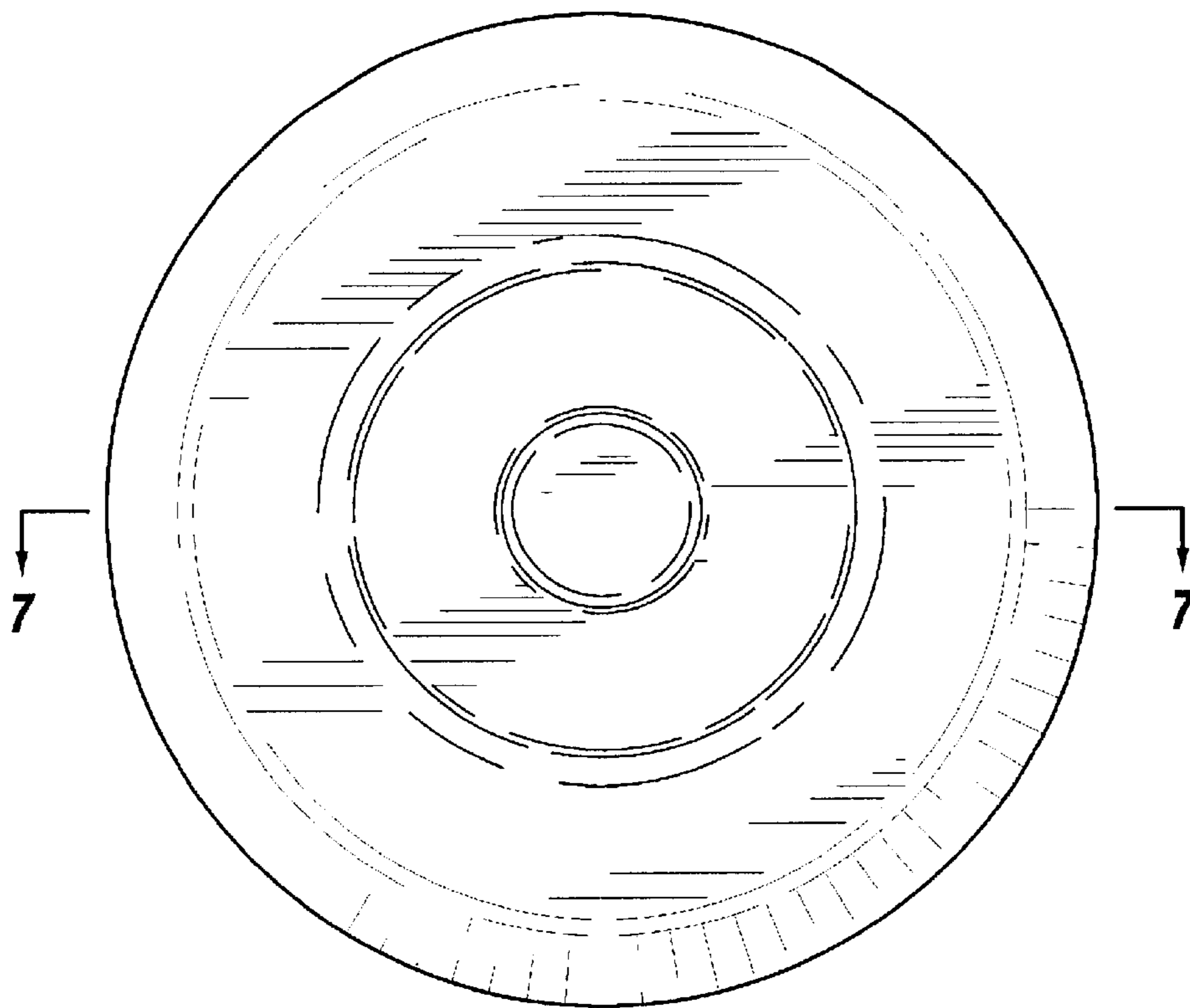


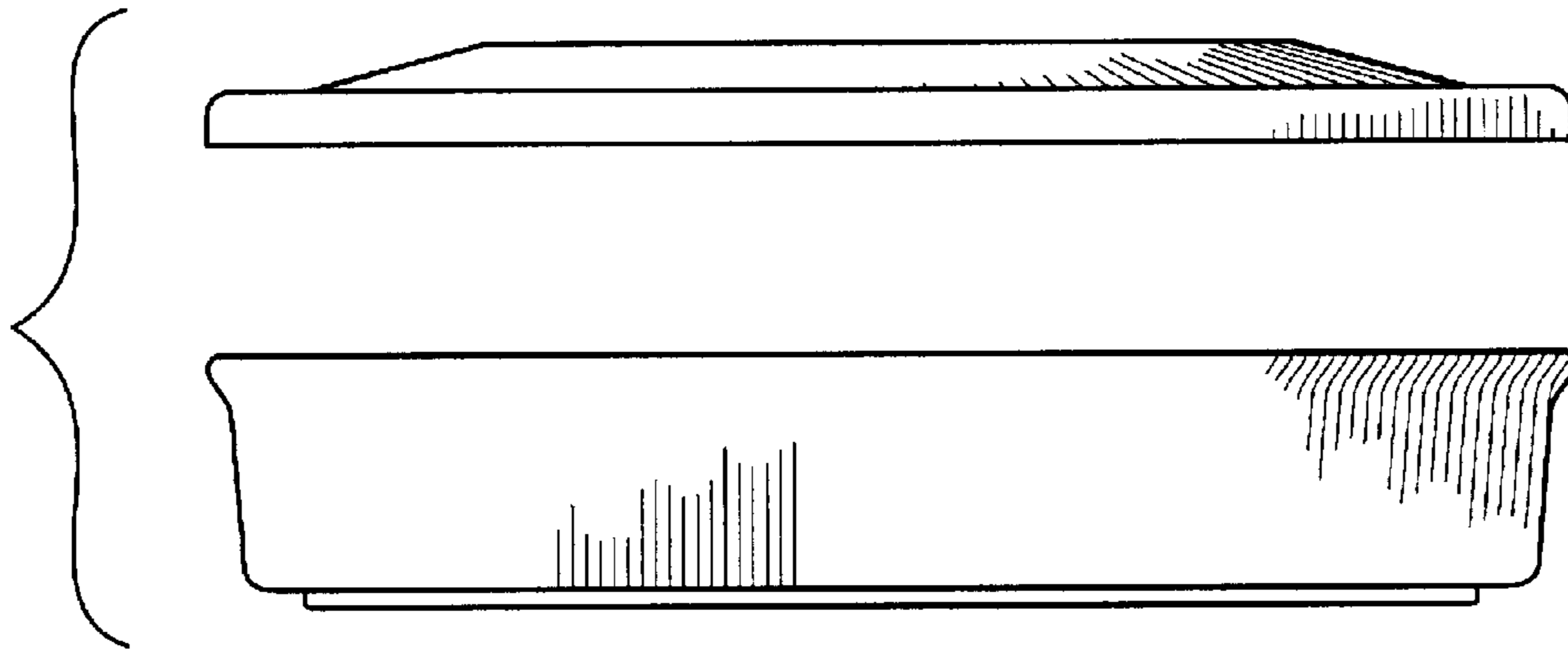
FIG. 2




**FIG. 3**



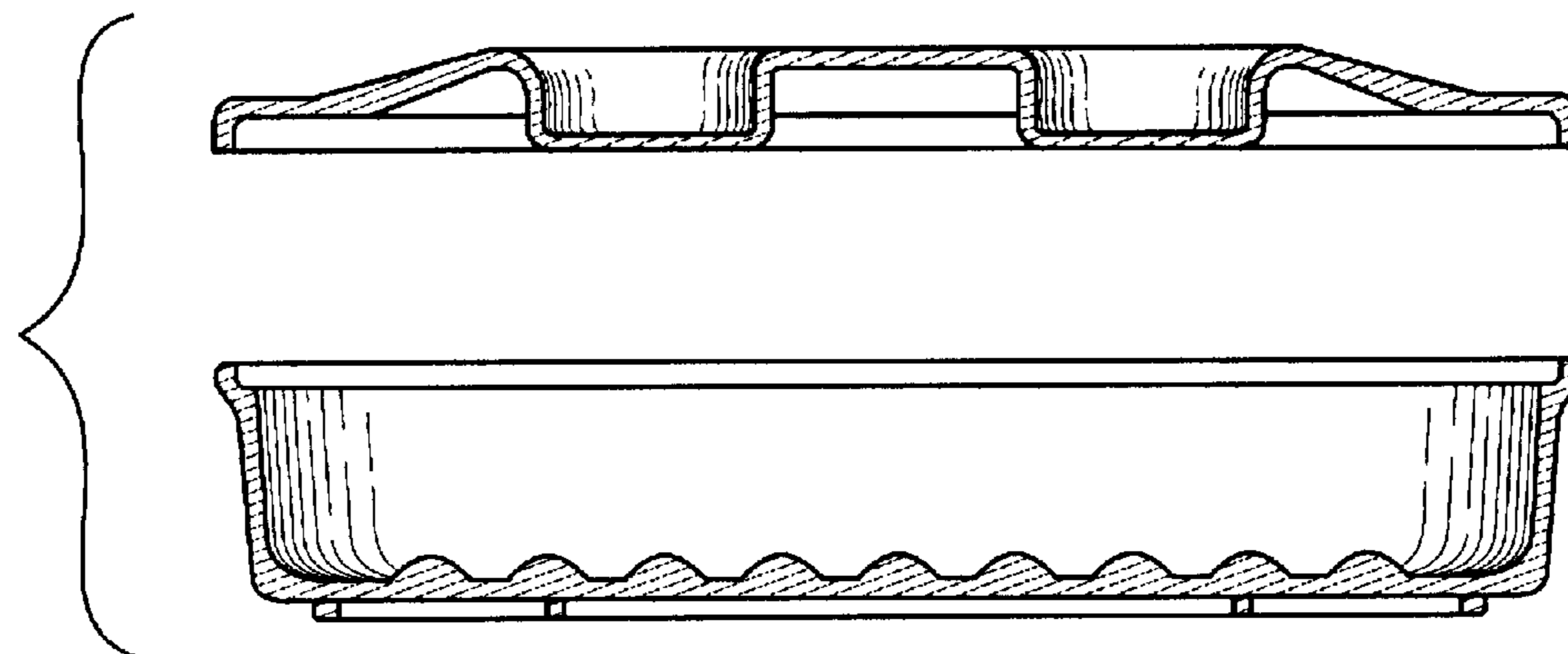
**FIG. 4**



**FIG. 5**



**FIG. 6**



**FIG. 7**