



US00D513148S

(12) **United States Design Patent** (10) **Patent No.:** **US D513,148 S**
Nieves (45) **Date of Patent:** **** Dec. 27, 2005**

(54) **COMPACT DISC CARRYING CASE WITH TWO SPEAKERS**

(75) Inventor: **Julian Nieves**, New York, NY (US)

(73) Assignee: **Motion Systems, L.L.C.**, New York, NY (US)

(**) Term: **14 Years**

(21) Appl. No.: **29/194,265**

(22) Filed: **Nov. 20, 2003**

(51) **LOC (6) Cl.** **06-04**

(52) **U.S. Cl.** **D6/633; D6/407; D6/632; D14/188; D14/474**

(58) **Field of Search** **D3/218, 270; D6/407, D6/626-635; 206/18, 307.1, 308.1, 308.2, 308.3, 309, 310, 311, 312, 313, 445, 749; 312/9.1, 902, 9.9, 9.48, 9.55, 9.64, 9.47, 9.53, 328; D14/188, 474**

(56) **References Cited**

U.S. PATENT DOCUMENTS

4,084,139	A	*	4/1978	Jakobe	381/4
4,589,134	A	*	5/1986	Waldron	381/301
4,703,519	A	*	10/1987	Krenzel	383/97
D302,766	S	*	8/1989	Johnston	D3/233
D302,903	S	*	8/1989	Johnston	D3/274
D304,881	S	*	12/1989	Zinbarg et al.	D3/274
D334,285	S	*	3/1993	Wilson	D3/218
D351,082	S	*	10/1994	Long et al.	D6/633
D351,943	S	*	11/1994	Young	D3/216
D355,323	S	*	2/1995	Melk	D6/632
5,409,152	A	*	4/1995	Trevino	224/576
D409,378	S	*	5/1999	Lidsky	D3/218
5,927,581	A	*	7/1999	Reddy et al.	224/578
D451,674	S	*	12/2001	Leins	D3/301

D469,952	S	*	2/2003	Daglow et al.	D3/216
6,522,613	B1	*	2/2003	Frankeny et al.	720/655
D471,052	S	*	3/2003	Nieves	D6/633
D476,481	S	*	7/2003	Gilbert	D3/276
D484,687	S	*	1/2004	Hassett	D3/218
6,712,249	B2	*	3/2004	Magnusson et al.	224/576
D489,174	S	*	5/2004	Shigenaka et al.	D3/217
D495,185	S	*	8/2004	Palmer	D6/632
D500,920	S	*	1/2005	Koenig et al.	D3/216
2004/0188287	A1	*	9/2004	Molnar et al.	206/311

* cited by examiner

Primary Examiner—Celia A. Murphy

(74) *Attorney, Agent, or Firm*—Ezra Sutton, Esq.

(57) **CLAIM**

The ornamental design for a compact disc carrying case with two speakers, as shown and described.

DESCRIPTION

FIG. 1 is a perspective view of a compact disc carrying case with two speakers in a closed configuration embodying my new design;

FIG. 2 is a front elevational view thereof;

FIG. 3 is a rear elevational view thereof;

FIG. 4 is a right side elevational view thereof;

FIG. 5 is a left side elevational view thereof;

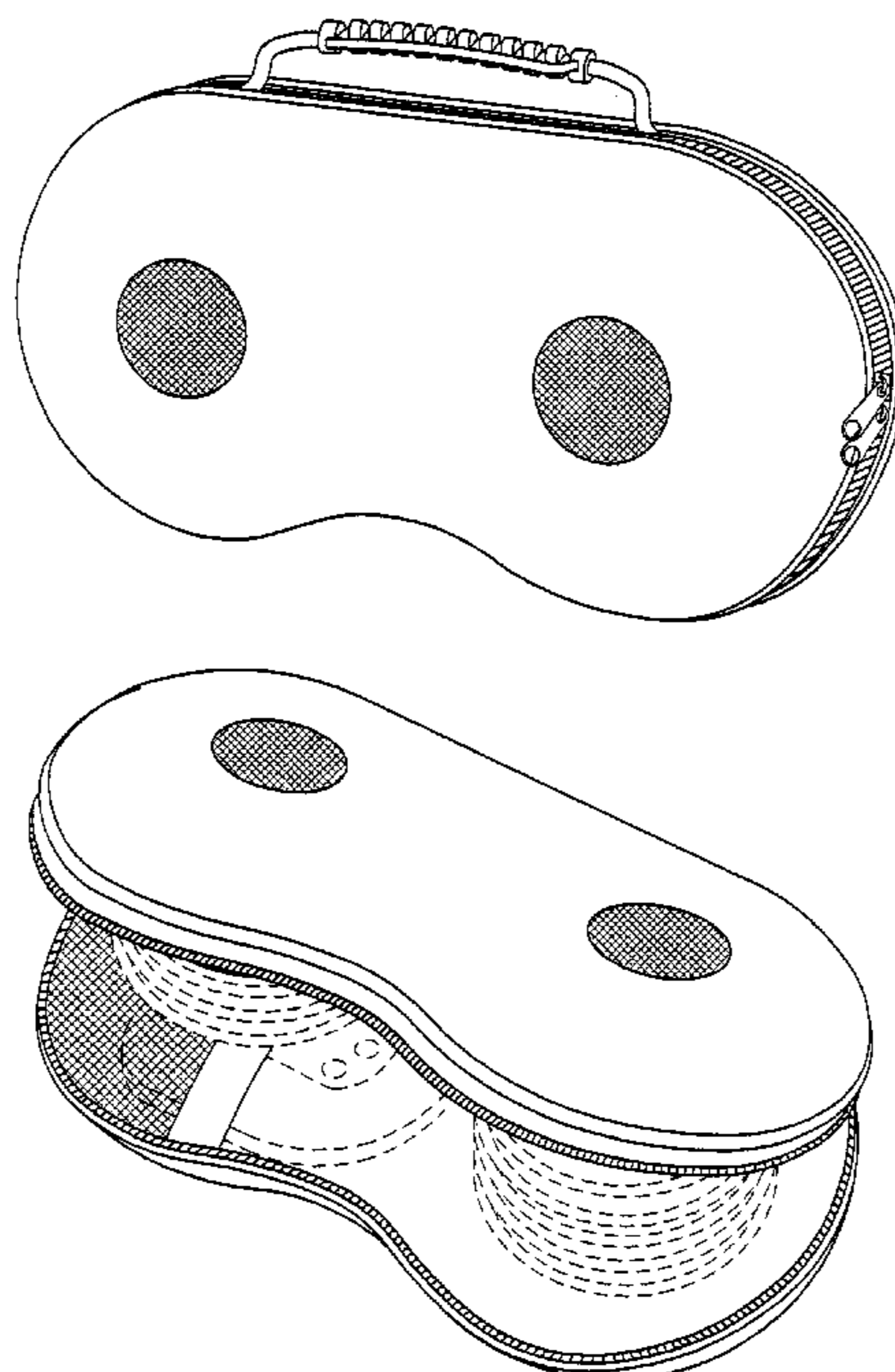
FIG. 6 is a top plan view thereof;

FIG. 7 is a bottom plan view thereof; and,

FIG. 8 is a perspective view of the compact disc carrying case with two speakers in an open configuration embodying my new design.

The broken lines showing portions of discs in FIG. 8 illustrate the portions of the design that form no part of the claim.

1 Claim, 5 Drawing Sheets



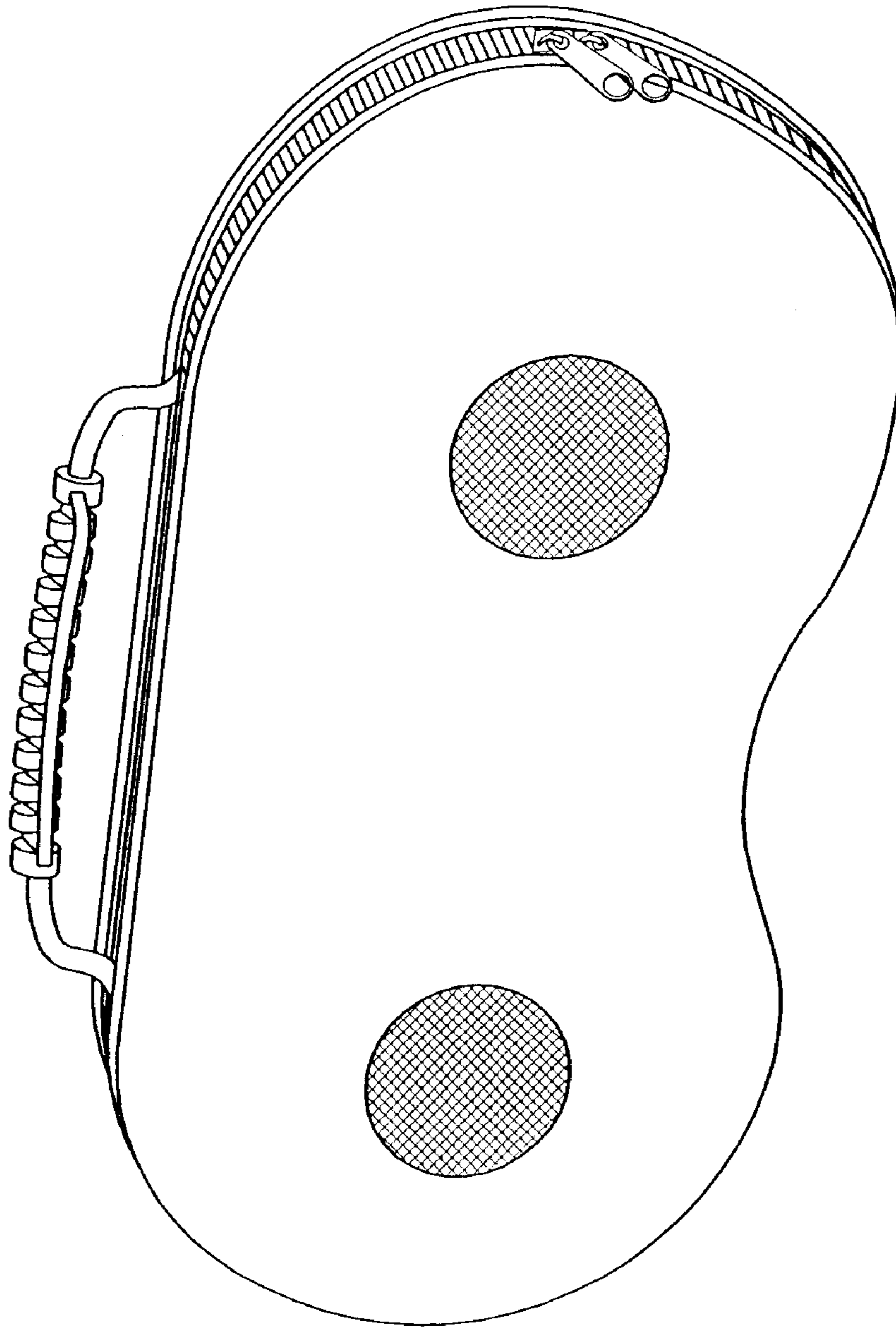


FIG. 1

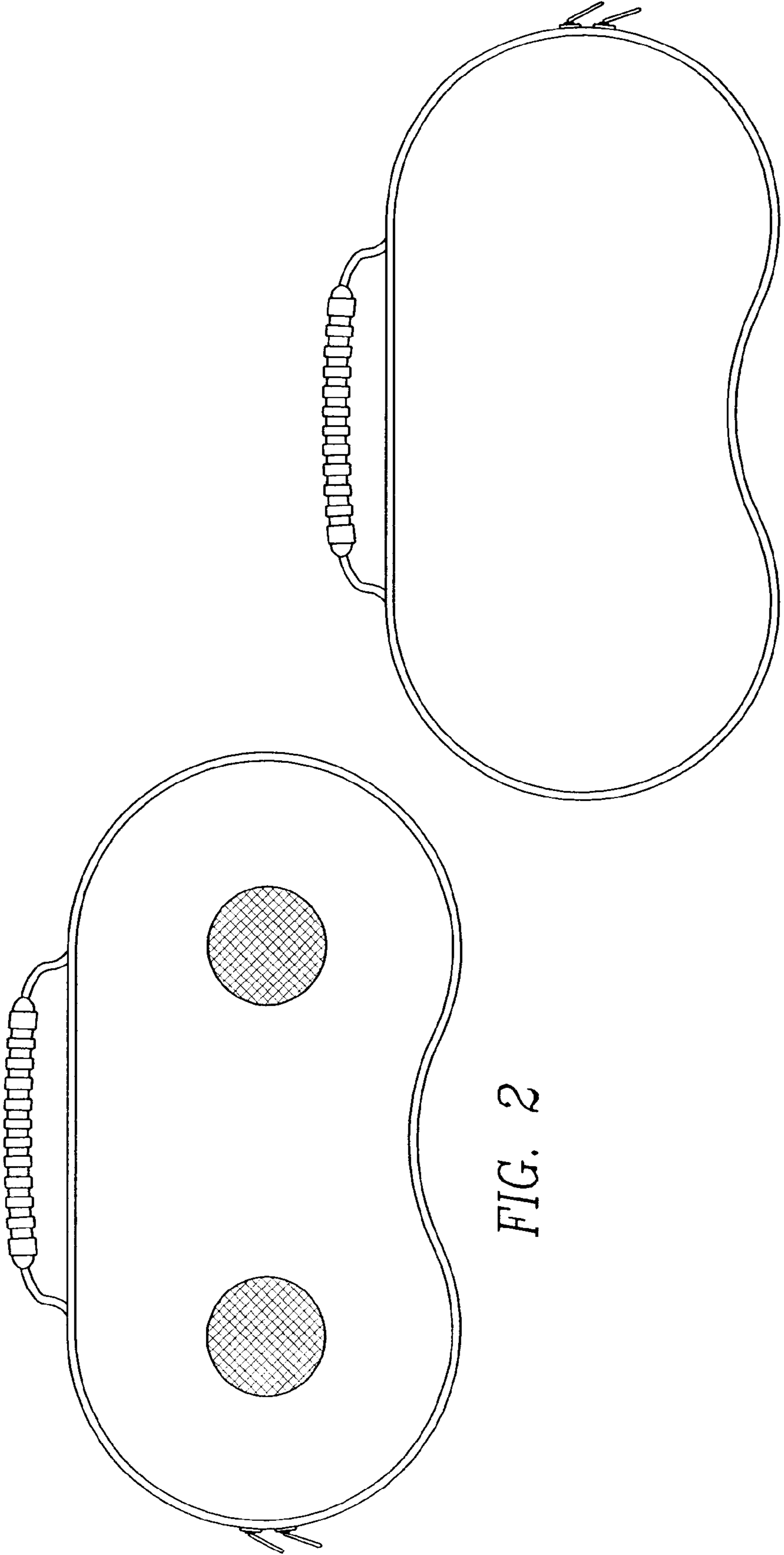


FIG. 2

FIG. 3

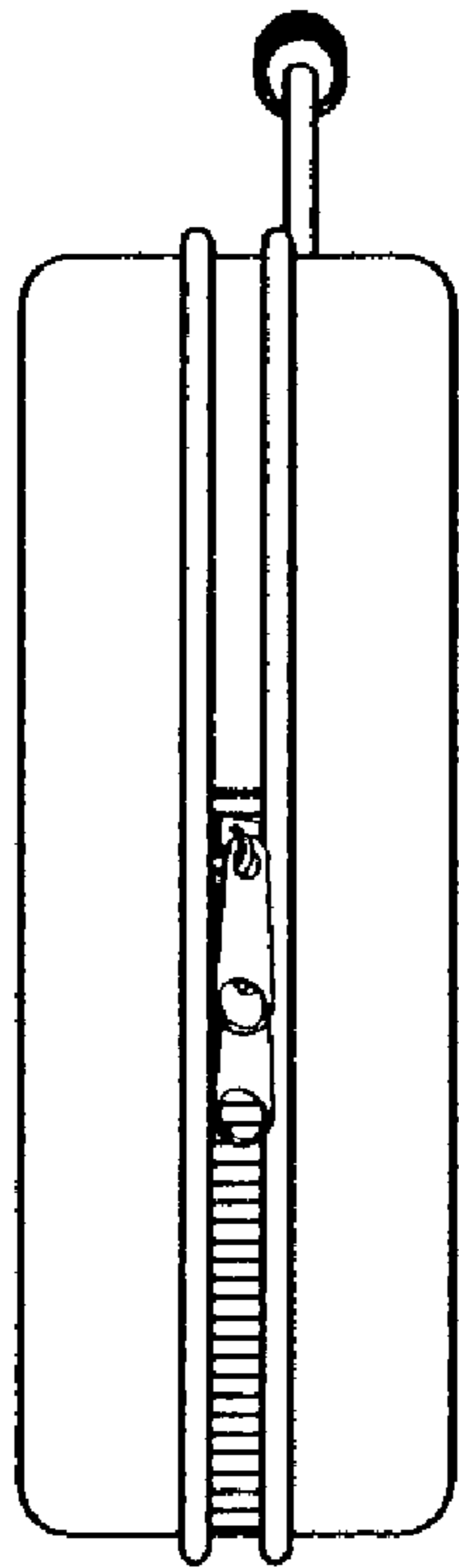


FIG. 4

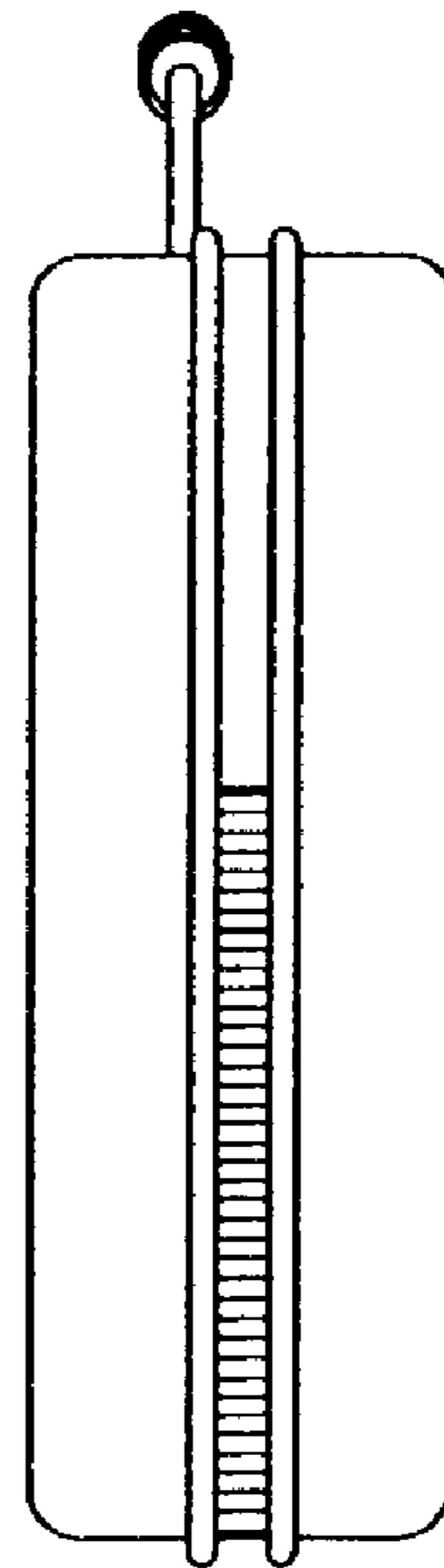


FIG. 5

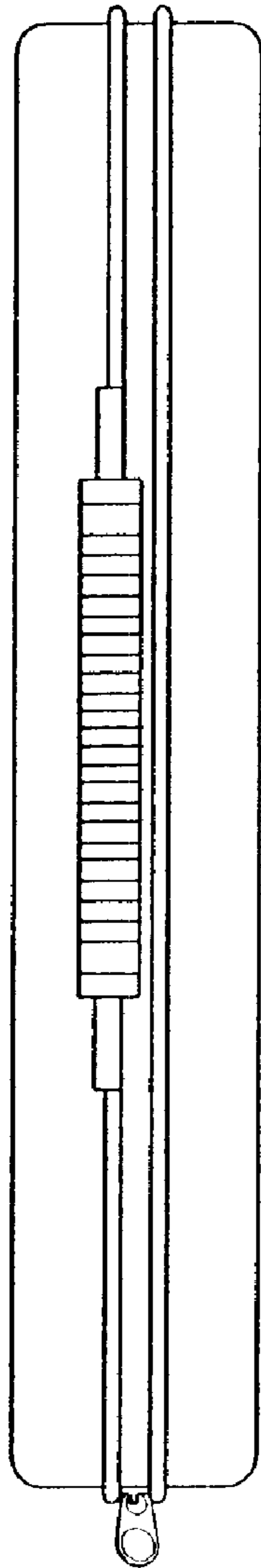


FIG. 6

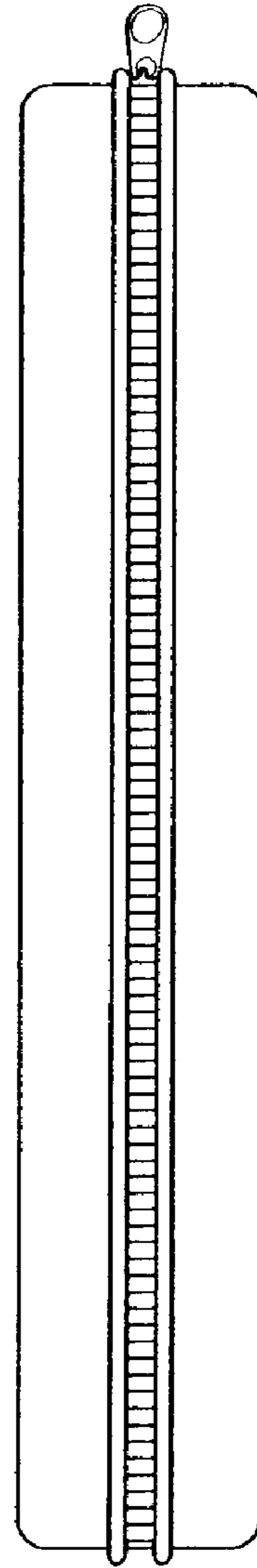


FIG. 7

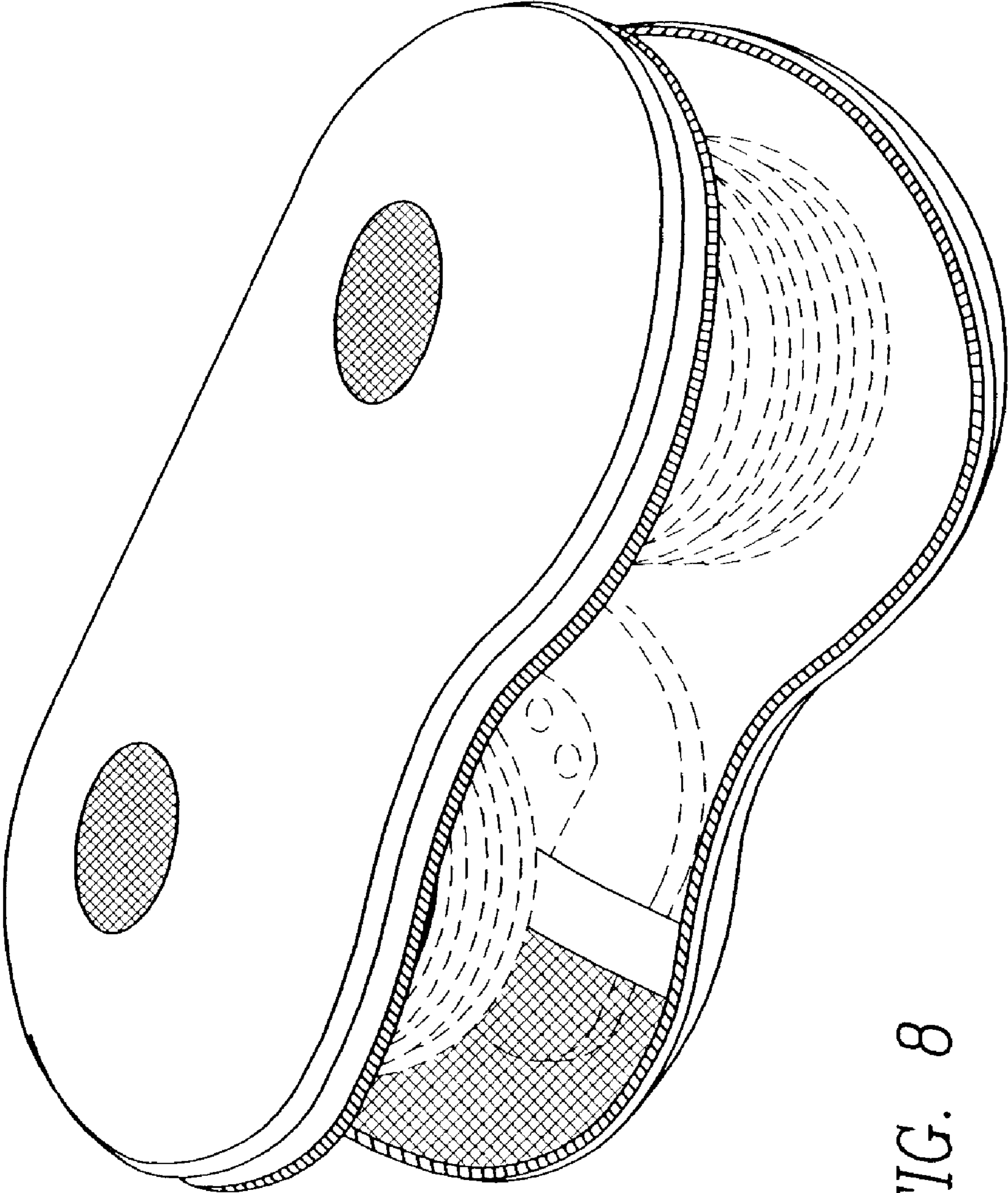


FIG. 8