



US00D513146S

(12) **United States Design Patent**
Griffin

(10) **Patent No.:** **US D513,146 S**

(45) **Date of Patent:** **** Dec. 27, 2005**

(54) **CAR SEAT COOLING BLANKET**

6,511,125 B1 * 1/2003 Gendron 297/180.13

(75) **Inventor:** **Shari Griffin**, Phoenix, AZ (US)

* cited by examiner

(73) **Assignee:** **The Chaden Company LLC**, Phoenix, AZ (US)

Primary Examiner—Louis S. Zarfaz

Assistant Examiner—Monica A. Weingart

(**) **Term:** **14 Years**

(74) *Attorney, Agent, or Firm*—Bradley K. DeSandro; Lewis and Roca LLP

(21) **Appl. No.:** **29/219,581**

(57) **CLAIM**

(22) **Filed:** **Dec. 17, 2004**

The ornamental design of a car seat cooling blanket, as shown and described.

(51) **LOC (6) Cl.** **06-13**

(52) **U.S. Cl.** **D6/611**

(58) **Field of Search** D6/333, 334, 335, D6/356, 595, 596, 610, 611; D7/607; D12/133, 401; D24/206; 5/421, 422, 482, 483, 485, 502, 423, 643, 644, 941, 954; 138/103, 108; 150/154, 158, 901; 297/180.11, 180.13, 180.14, 382, 391; 607/104

DESCRIPTION

FIG. 1 is a front perspective view of a car seat cooling blanket showing my new design;

FIG. 2 is a front elevational view thereof;

FIG. 3 is a rear elevational view thereof;

FIG. 4 is a left side elevational view thereof;

FIG. 5 is a right side elevational view thereof;

FIG. 6 is a top plan view thereof;

FIG. 7 is a bottom plan view thereof; and,

FIG. 8 is an alternate perspective view thereof.

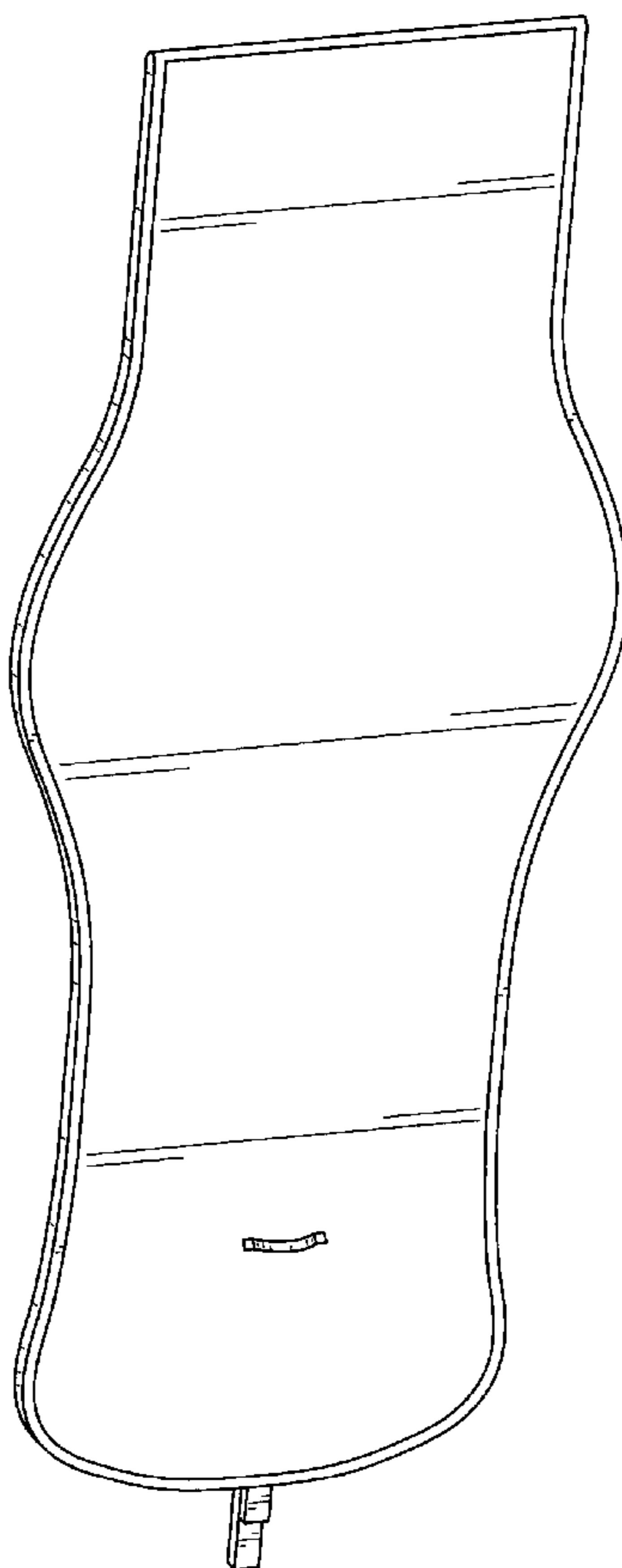
The broken line showing of a car seat, in FIG. 8, is for illustrative purposes only and forms no part of the claimed design.

(56) **References Cited**

U.S. PATENT DOCUMENTS

- 3,136,577 A * 6/1964 Richard 297/180.11
- 4,017,921 A * 4/1977 Hernandez 5/421
- 4,821,354 A * 4/1989 Little 5/422
- D408,542 S * 4/1999 Hoover, Jr. D24/206
- D438,628 S * 3/2001 Yen et al. D24/206

1 Claim, 6 Drawing Sheets



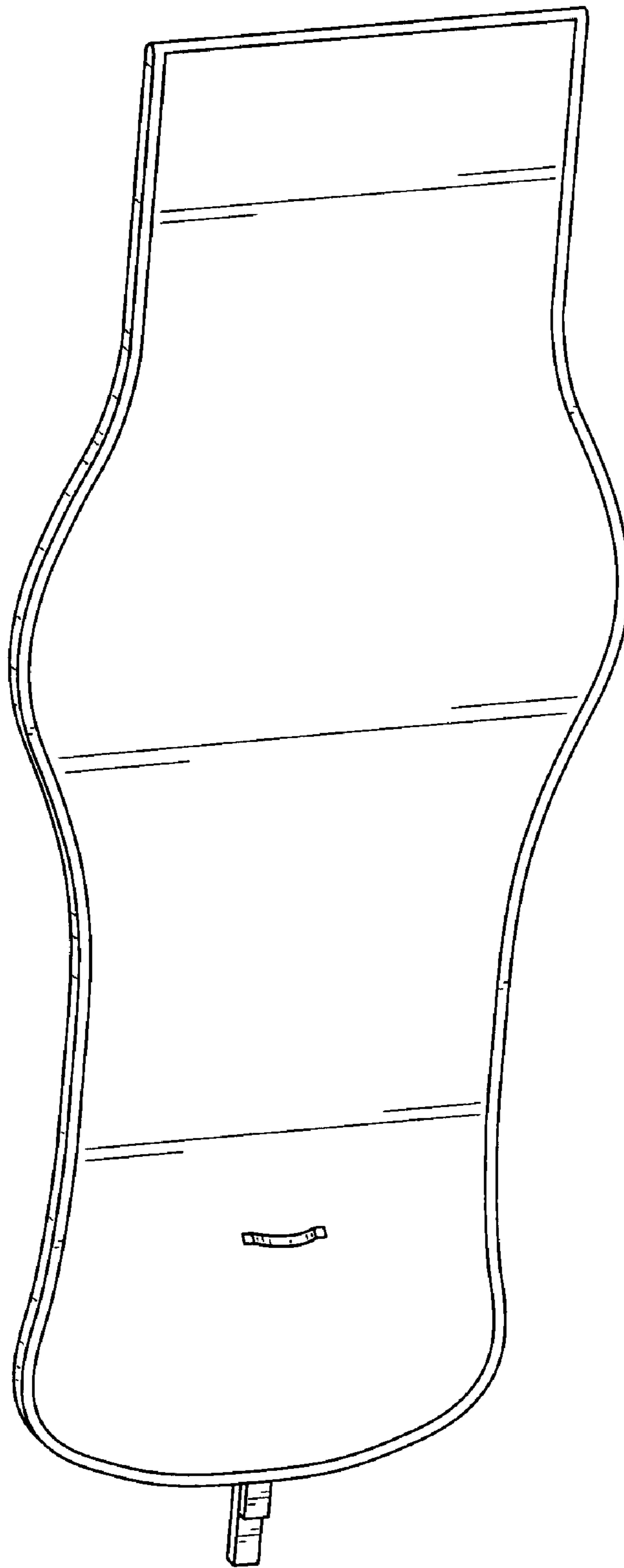


FIG. 1

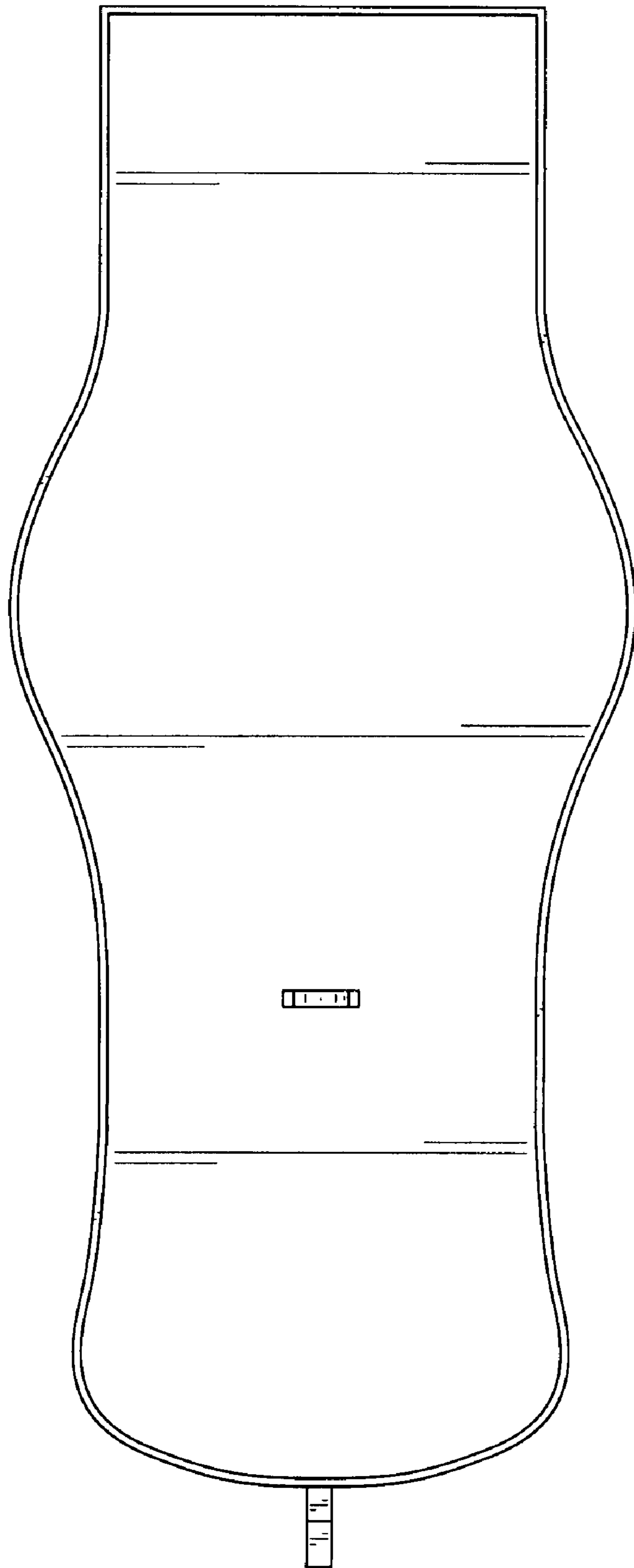


FIG. 2

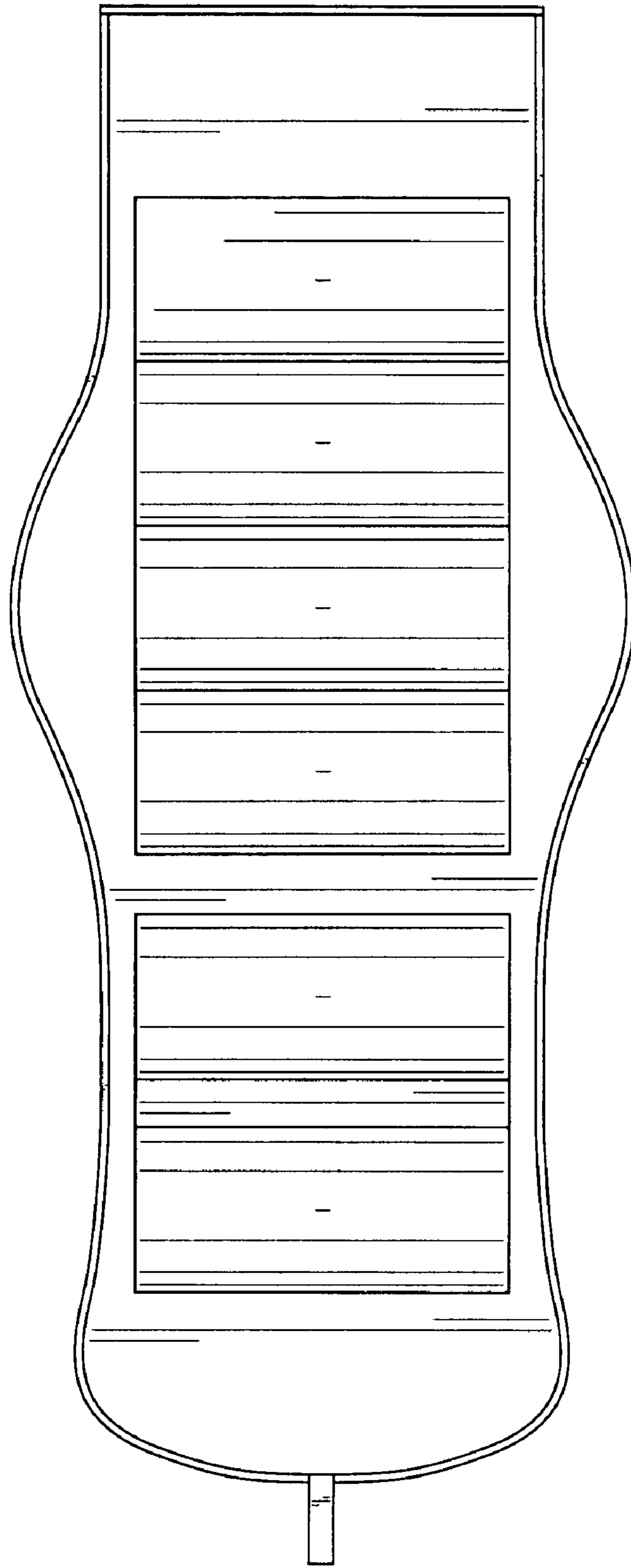


FIG. 3

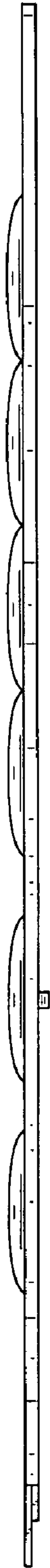


FIG. 4



FIG. 5



FIG. 6



FIG. 7

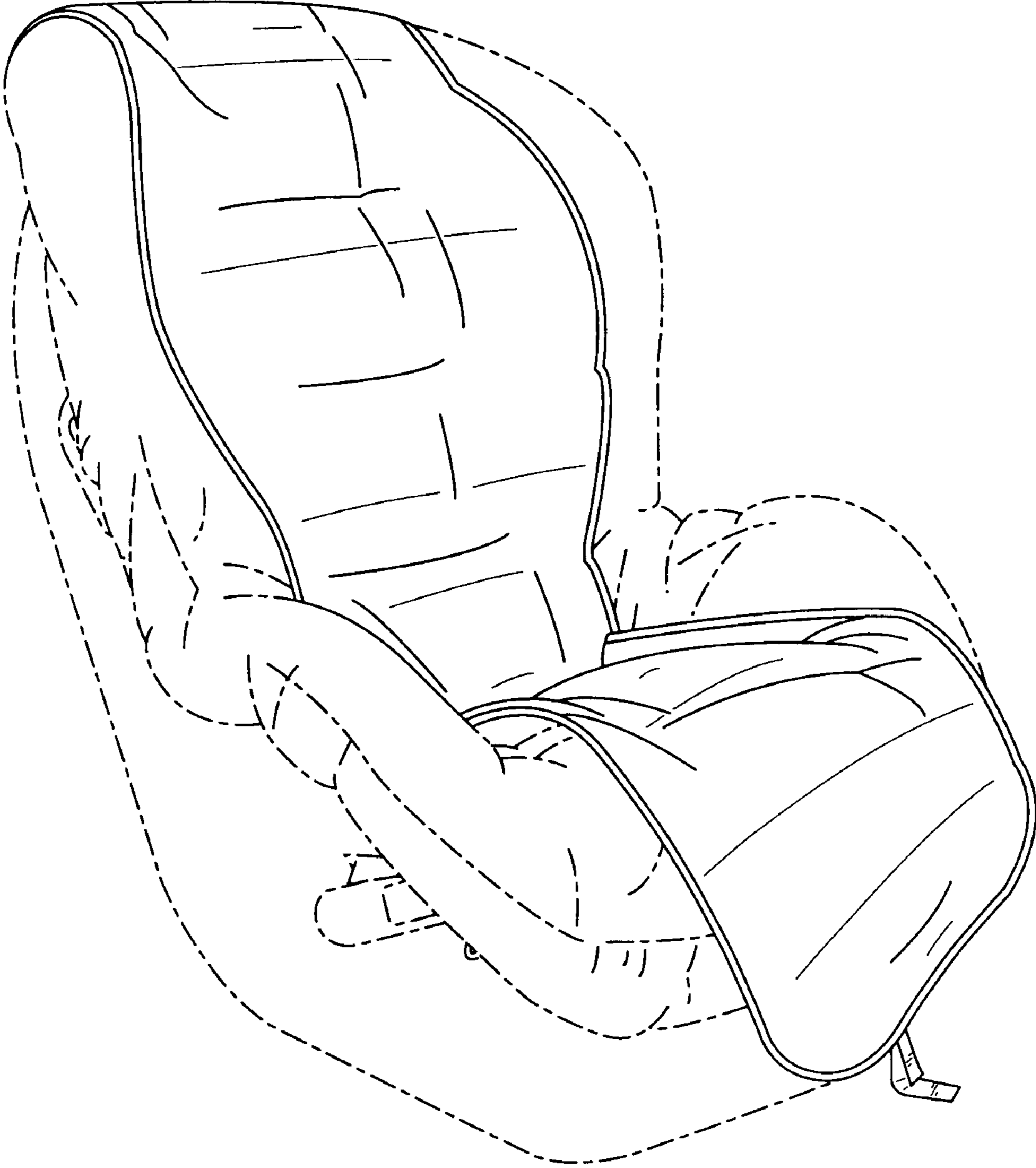


FIG. 8