



US00D513144S

(12) **United States Design Patent**  
**Phillips-Brookshire**

(10) **Patent No.:** **US D513,144 S**  
(45) **Date of Patent:** **\*\* Dec. 27, 2005**

(54) **VALANCE**

(76) **Inventor:** **Tammy Loren Phillips-Brookshire,**  
1601 SE. 61st, Oklahoma City, OK  
(US) 73149

(\*\*) **Term:** **14 Years**

(21) **Appl. No.:** **29/218,950**

(22) **Filed:** **Dec. 10, 2004**

**Related U.S. Application Data**

(63) Continuation-in-part of application No. 29/213,741, filed on  
Sep. 23, 2004.

(51) **LOC (6) Cl.** ..... **06-10**

(52) **U.S. Cl.** ..... **D6/579; D6/580; D8/363**

(58) **Field of Search** ..... **D6/579-580; D8/367,**  
**D8/373, 363, 380-381; 160/349.1, 349.2,**  
**330; 248/255, 301, 304, 214-215**

(56) **References Cited**

**U.S. PATENT DOCUMENTS**

D5,634 S \* 3/1872 Wunder ..... D8/363

D23,873 S \* 12/1894 Gavin ..... D8/381  
1,381,606 A 6/1921 Weresiuk  
1,593,114 A 7/1926 Wyatt  
1,818,776 A 8/1931 Wintrob  
1,873,506 A 8/1932 Sullivan  
D202,354 S \* 9/1965 Hentzl ..... D8/381  
D358,983 S \* 6/1995 Friend et al. .... D8/381

\* cited by examiner

*Primary Examiner*—Holly H. Baynham  
(74) *Attorney, Agent, or Firm*—Patent & Trademark  
Services, Inc.; Joseph H. McGlynn

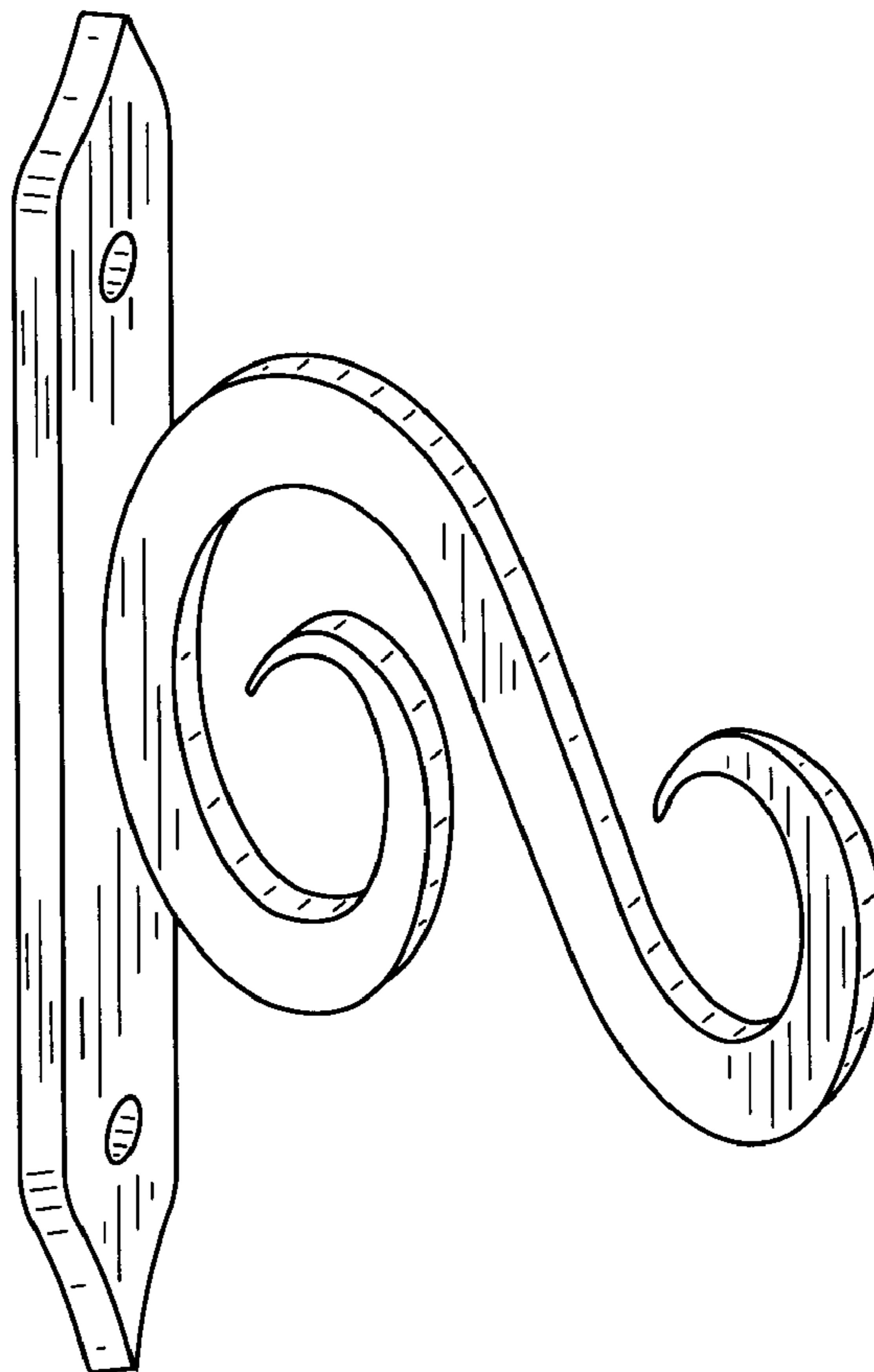
(57) **CLAIM**

The ornamental design for a valance, as shown and  
described.

**DESCRIPTION**

FIG. 1 is a perspective view of the present invention.  
FIG. 2 is a front view of the present invention.  
FIG. 3 is a side view of the present invention; and,  
FIG. 4 is a top view of the present invention.

**1 Claim, 2 Drawing Sheets**






FIG. 1

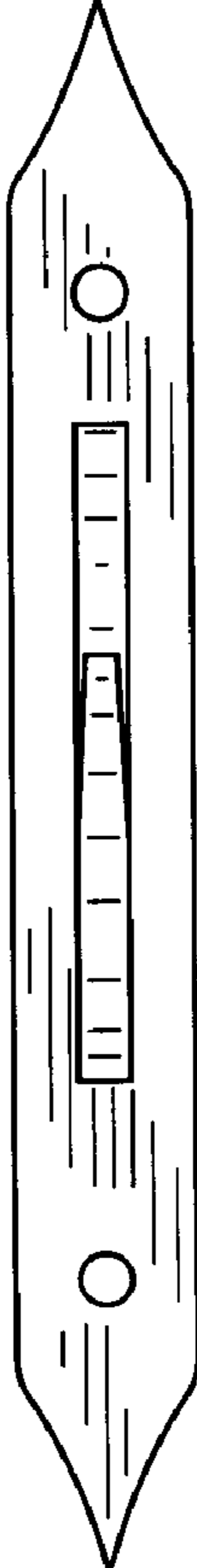


FIG. 2




FIG. 3

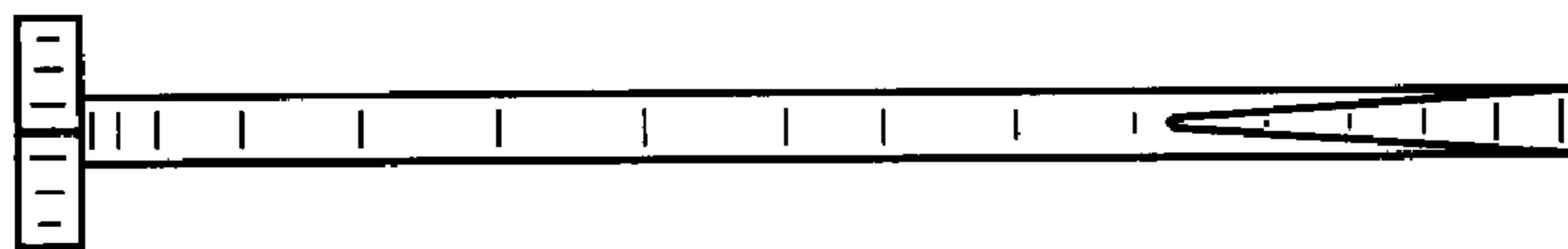


FIG. 4