



US00D513137S

(12) **United States Design Patent** (10) **Patent No.:** **US D513,137 S**
De Blaay (45) **Date of Patent:** **** Dec. 27, 2005**

(54) **SIDEBOARD**

(75) Inventor: **William E. De Blaay**, Manlius, NY (US)

(73) Assignee: **L. & J. G. Stickley, Inc.**, Manlius, NY (US)

(**) Term: **14 Years**

(21) Appl. No.: **29/219,789**

(22) Filed: **Dec. 22, 2004**

(51) **LOC (6) Cl.** **06-04**

(52) **U.S. Cl.** **D6/436; D6/446**

(58) **Field of Search** **D6/434, 436-447, D6/470; 312/114, 204, 224, 227**

(56) **References Cited**

U.S. PATENT DOCUMENTS

D403,529 S * 1/1999 De Blaay D6/436
D478,432 S * 8/2003 Juneau D6/436

OTHER PUBLICATIONS

Stickley Catalog, Mission Oak and Cherry Collection, Sideboard 89-711, p. 57, 1989.*
Furniture Today, Leick Furniture Server, p. 158, Apr. 16, 2001.*

Thomasville, American Expressions Sideboard, p. 13, 2001.*

Furniture Today, Leick Furniture Sideboard, p. 185, Apr. 15, 2002.*

* cited by examiner

Primary Examiner—Cathron C. Brooks

(74) *Attorney, Agent, or Firm*—Bernhard P. Molldrem, Jr.

(57) **CLAIM**

The ornamental design for a sideboard, as shown and described.

DESCRIPTION

FIG. 1 is a front elevation of a sideboard showing my new design.

FIG. 2 is a top plan view thereof.

FIG. 3 is a plan view taken at line 3-3 in FIG. 1, and showing a lattice shelf.


FIG. 4 is a right side elevation, the left side being a mirror image; and,

FIG. 5 is a front elevation of another embodiment, showing alternative drawer pulls, the top, lattice shelf, and sides being as shown in FIGS. 2, 3, and 4.

The back and bottom do not form part of my design.

The broken line showing of hardware is for illustrative purposes only and forms no part of the claimed design.

1 Claim, 2 Drawing Sheets






FIG. 2




FIG. 1




FIG. 3

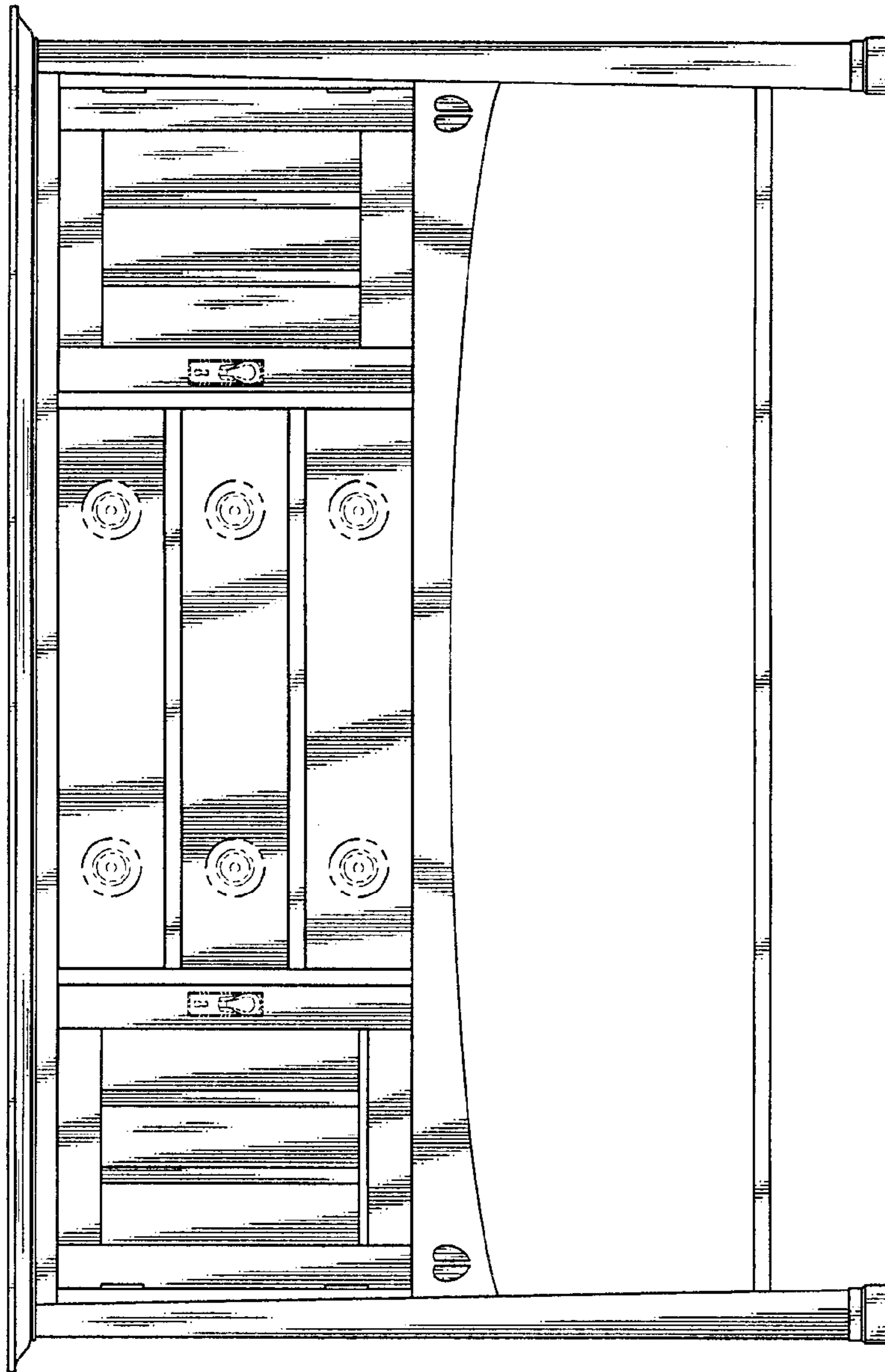


FIG. 5

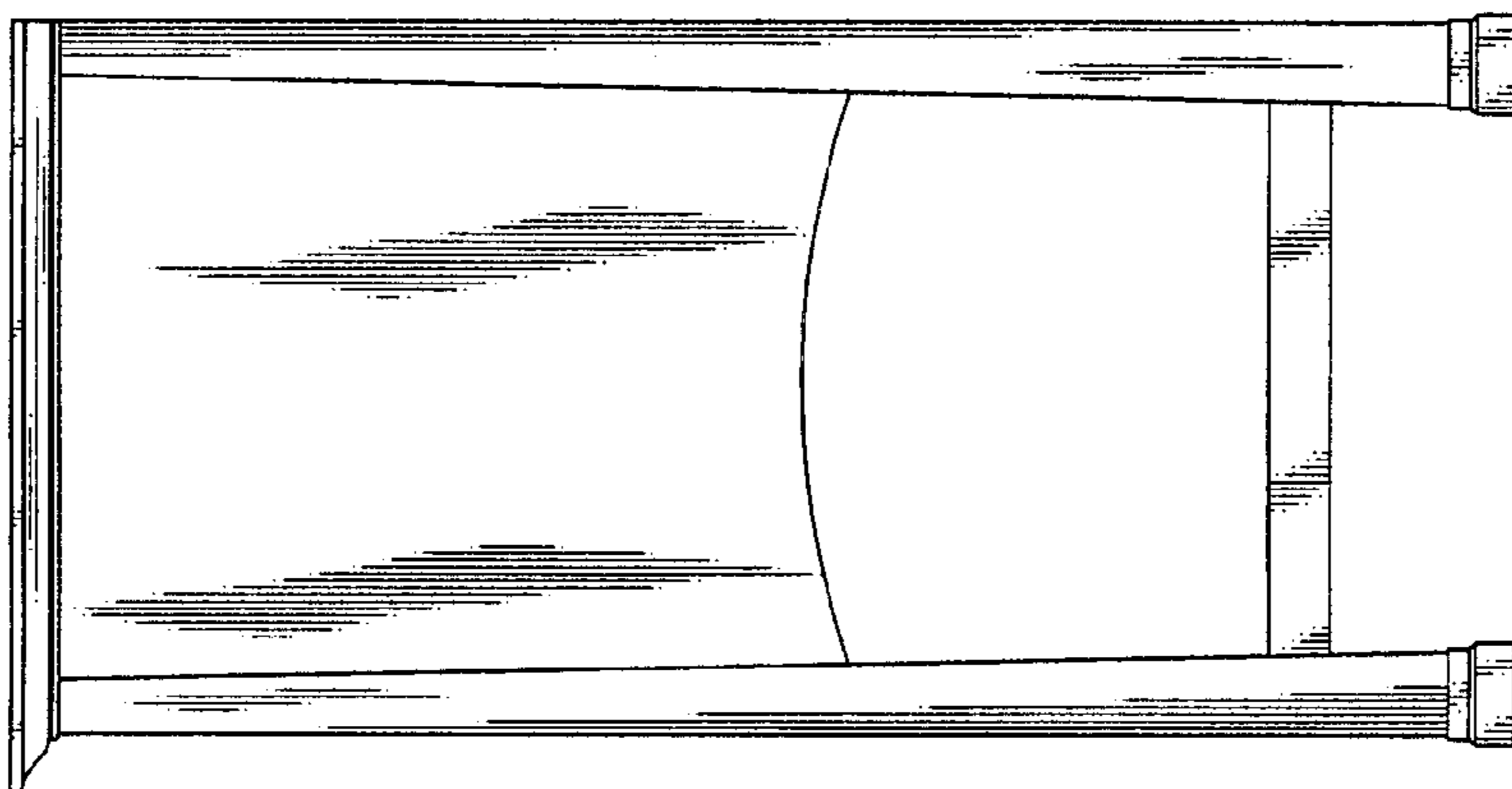


FIG. 4