



US00D513136S

(12) **United States Design Patent** (10) **Patent No.:** **US D513,136 S**  
**Prillaman et al.** (45) **Date of Patent:** **\*\* Dec. 27, 2005**

(54) **PANEL BED**

(76) Inventors: **Glenn Prillaman**, P.O. Box 30, Stanleytown, VA (US) 24168; **Rick Shroeder**, P.O. Box 30, Stanleytown, VA (US) 24168; **Mike Warren**, Suite 300G, Waters Bldg., 161 Ottawa NW., Grand Rapids, MI (US) 49503

(\*\*) Term: **14 Years**

(21) Appl. No.: **29/213,066**

(22) Filed: **Sep. 13, 2004**

(51) **LOC (6) Cl.** ..... **06-01**

(52) **U.S. Cl.** ..... **D6/393**

(58) **Field of Search** ..... D6/382, 385, 388-395, D6/505-508; 5/53.1, 907, 279.1, 280, 281, 2.1, 308

(56) **References Cited**

**U.S. PATENT DOCUMENTS**

D404,217 S	*	1/1999	Zaidman et al.	.....	D6/393
D408,647 S	*	4/1999	Zaidman	.....	D6/393
D435,358 S	*	12/2000	Gallien	.....	D6/393
D448,947 S	*	10/2001	McDaniel et al.	.....	D6/389
D475,862 S	*	6/2003	McDaniel et al.	.....	D6/393
D499,272 S	*	12/2004	Cappaert	.....	D6/393
D503,294 S	*	3/2005	McDaniel et al.	.....	D6/393

**OTHER PUBLICATIONS**

Pennsylvania House, Jun. 1994, p. 139, panel bed at top left.\*

Pennsylvania House, Jun. 1994, p. 111, panel bed at bottom and 2nd right.\*

\* cited by examiner

*Primary Examiner*—Janice E. Seeger

(74) *Attorney, Agent, or Firm*—McGuireWoods LLP

(57) **CLAIM**

The ornamental design for a panel bed, as shown and described.

**DESCRIPTION**

FIG. 1 is a top, right, front perspective view of a panel bed showing our new, original and ornamental design.

FIG. 2 is a front view of the panel bed shown in FIG. 1.

FIG. 3 is a side view of the panel bed shown in FIG. 1.

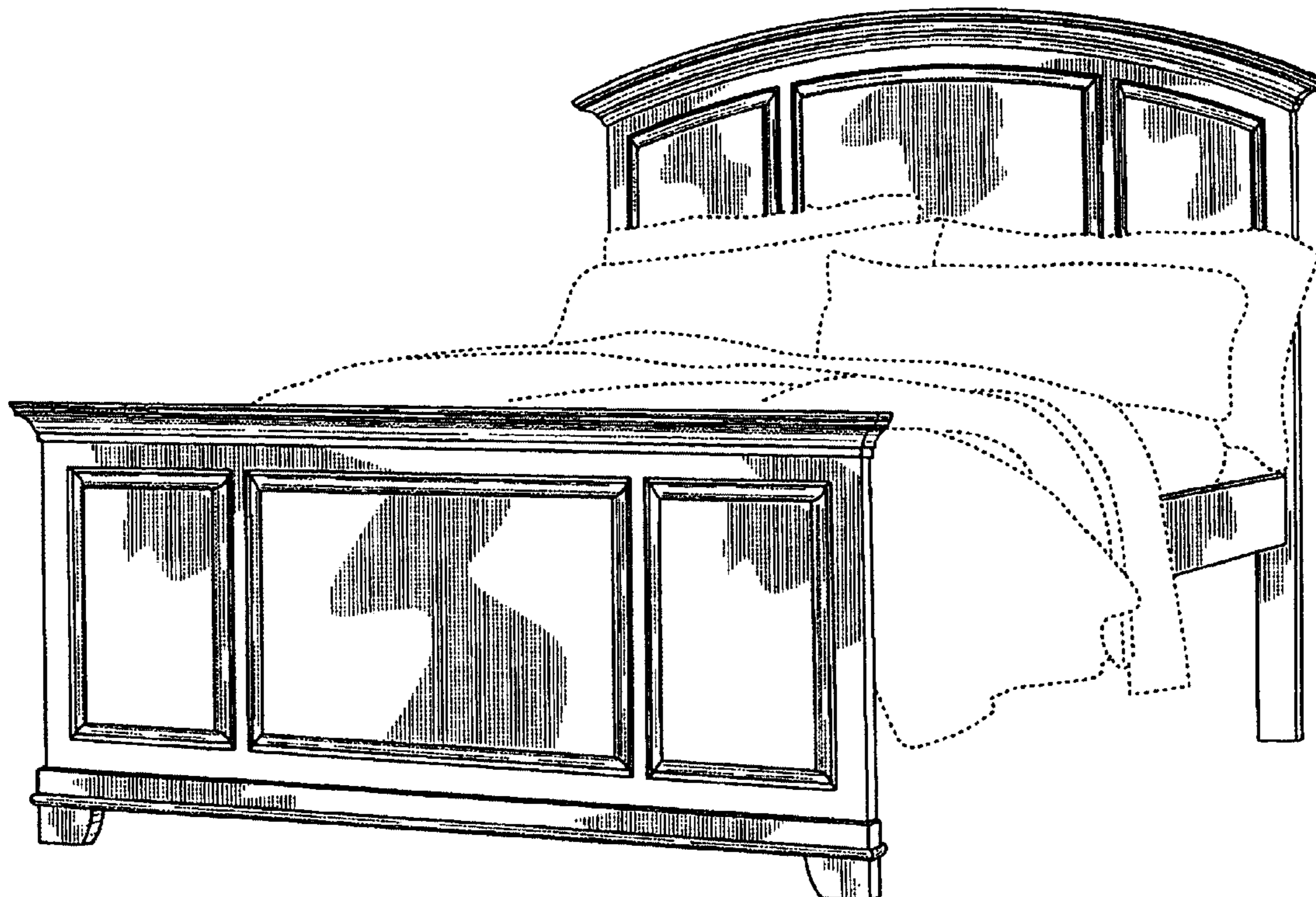
FIG. 4 is a top view of the panel bed shown in FIG. 1.

FIG. 5 is a cross-sectional view of the panel bed shown in FIG. 1 from the foot board to the head board intended to show the panel bed's width can vary; and,

FIG. 6 is a cross-sectional view of the panel bed shown in FIG. 1 from the side intended to show the panel bed's length can vary.

The broken lines are for environmental purposes only and form no part of the claimed design.

**1 Claim, 6 Drawing Sheets**



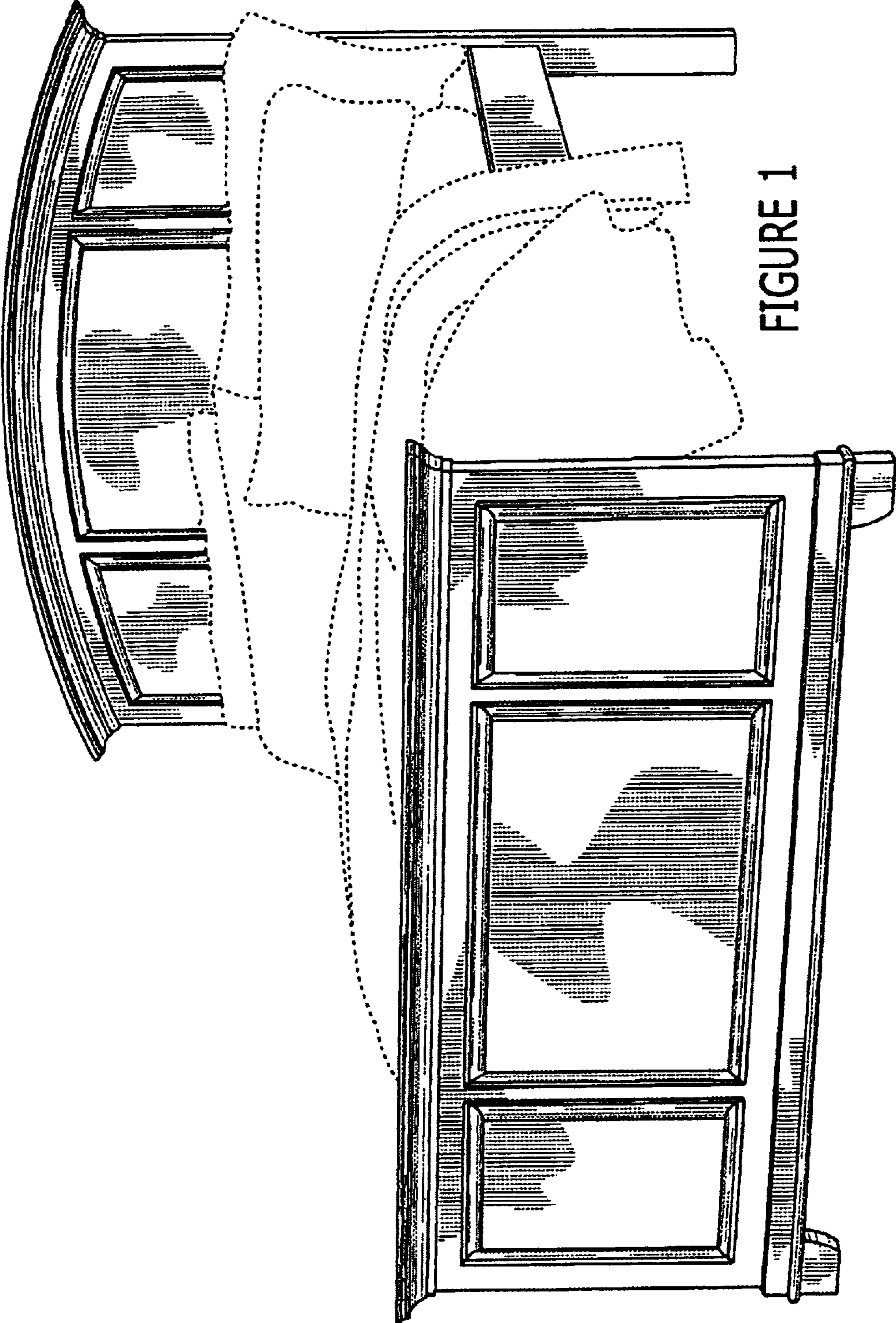


FIGURE 1




FIGURE 2

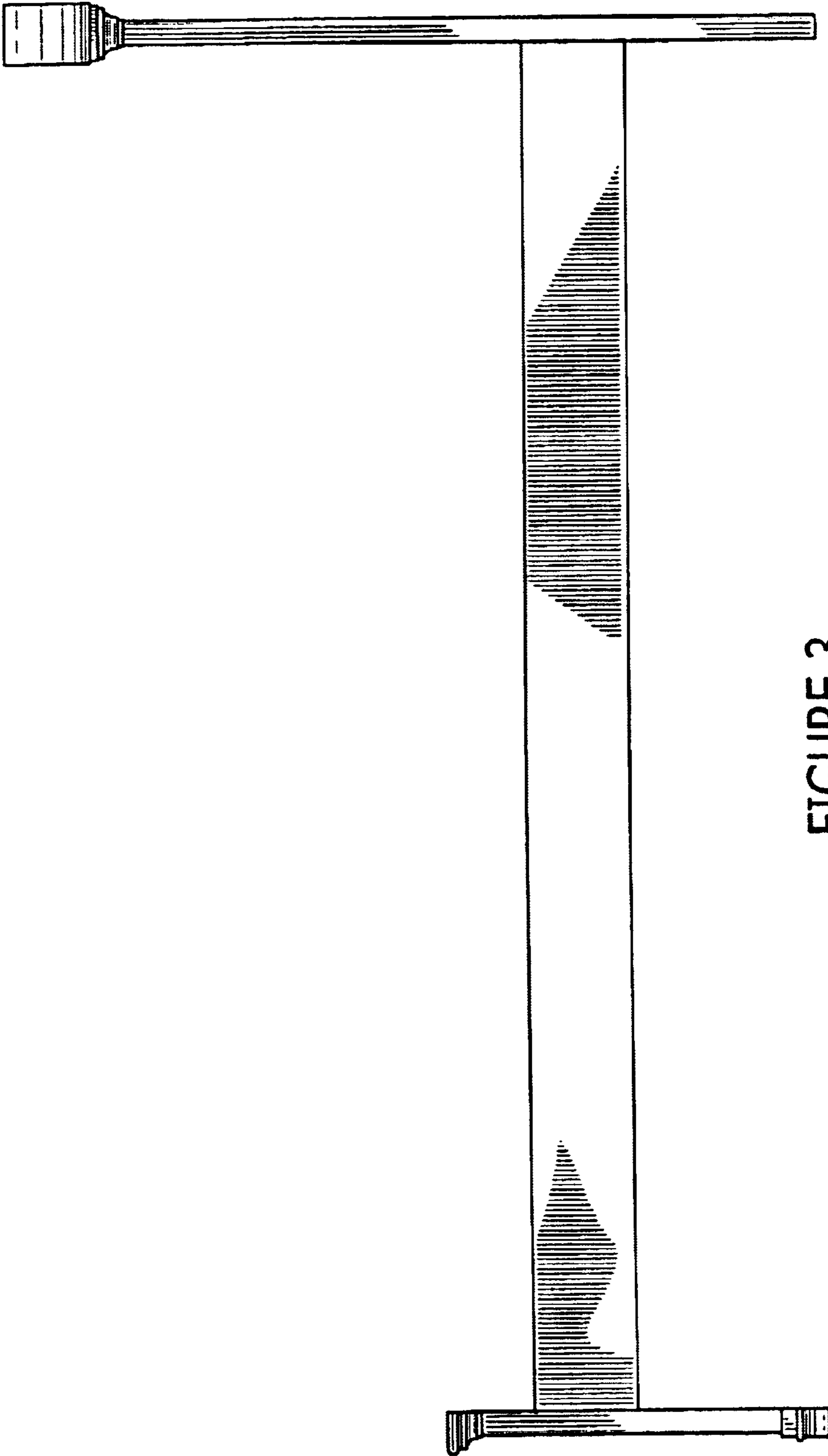


FIGURE 3




FIGURE 4

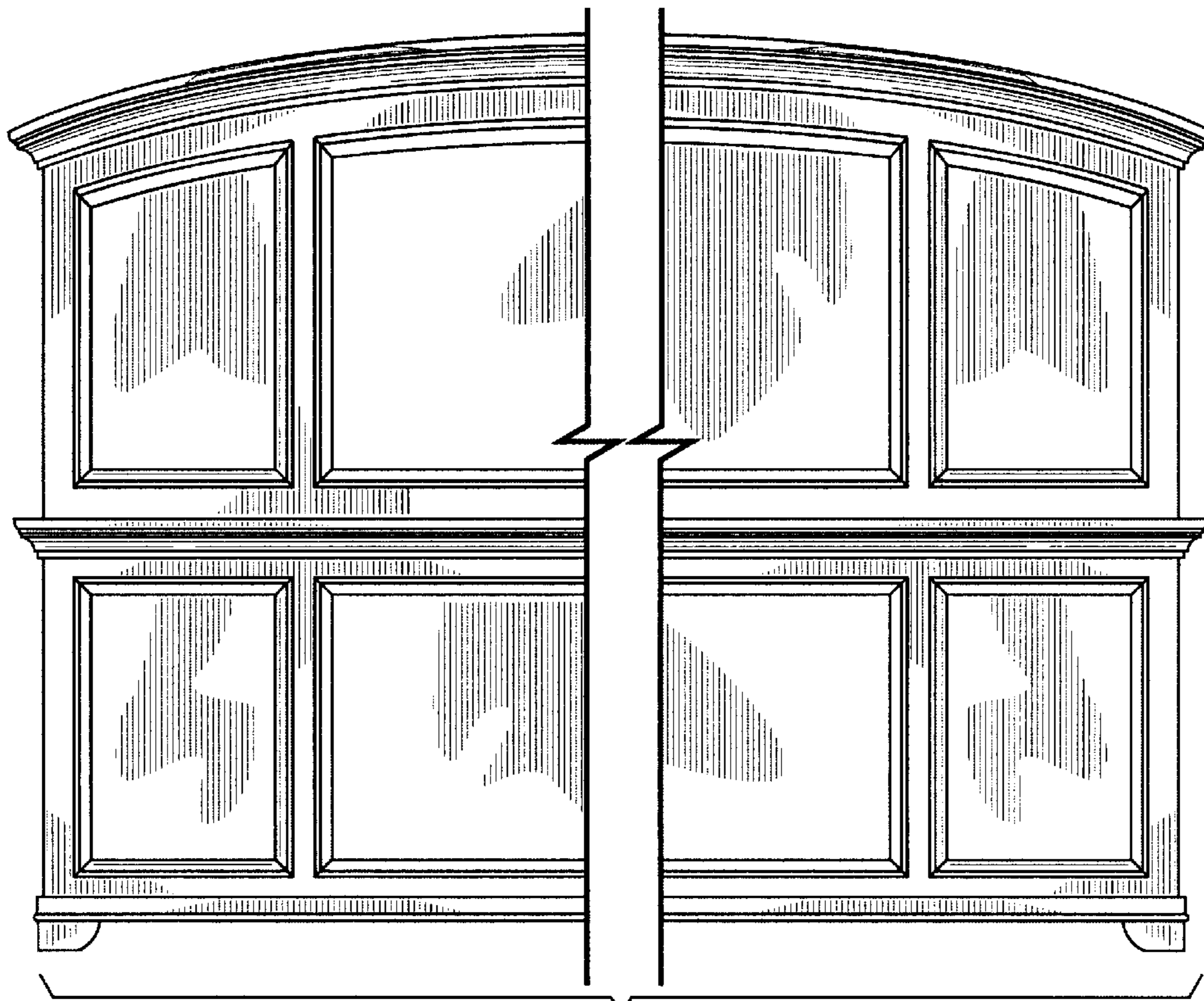


FIGURE 5

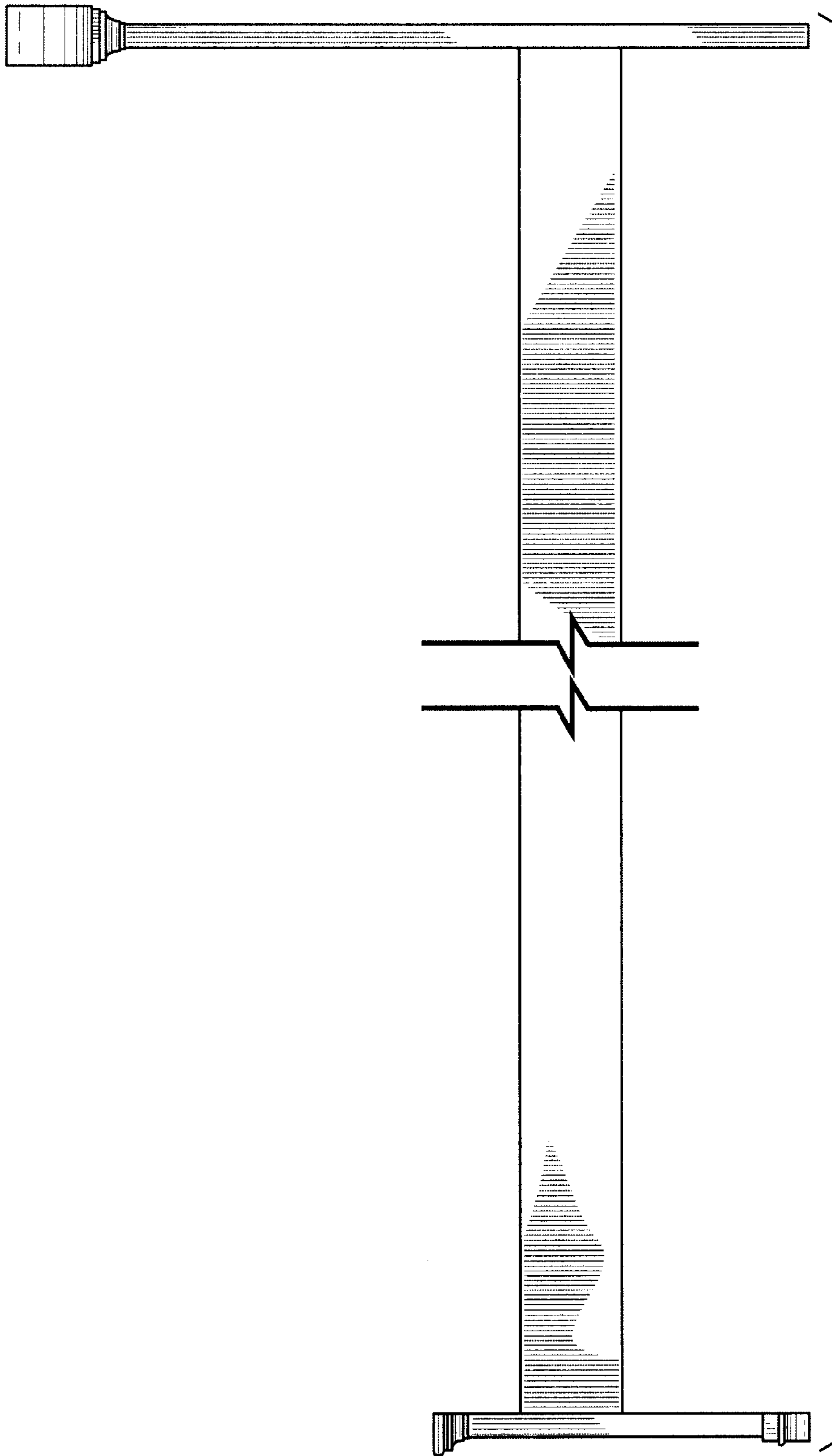


FIGURE 6