



US00D513127S

(12) **United States Design Patent**  
**Hay et al.**

(10) **Patent No.: US D513,127 S**  
(45) **Date of Patent: \*\* Dec. 27, 2005**

(54) **BRUSH**

(75) Inventors: **Christopher Hay**, Causeway Bay (HK); **Gregory Clegg Spooner**, Causeway Bay (HK)

(73) Assignee: **Hayco Manufacturing Limited**, Causeway Bay (HK)

(\*\*) Term: **14 Years**

(21) Appl. No.: **29/175,797**

(22) Filed: **Feb. 10, 2003**

(51) **LOC (6) Cl.** ..... **04-01**

(52) **U.S. Cl.** ..... **D4/115; D4/134; D4/138**

(58) **Field of Search** ..... D4/114, 115, 132, D4/134, 138; 15/143.1, 159.1, 160, 205.2; 401/42, 137, 268, 270, 273, 278, 279, 282, 286, 288, 289, 291; 16/430, 431

(56) **References Cited**

**U.S. PATENT DOCUMENTS**

1,468,248 A \* 9/1923 Postel ..... 401/291 X  
D189,235 S \* 11/1960 Racina ..... D4/134  
D227,621 S \* 7/1973 Lindbo ..... D4/132  
D279,648 S \* 7/1985 Fini ..... D4/114 X  
5,094,558 A \* 3/1992 Chu ..... 401/42

**FOREIGN PATENT DOCUMENTS**

DE 2744441 A1 \* 4/1979 ..... A47K/11/10  
JP 2000070041 A \* 3/2000 ..... A46B/11/06

\* cited by examiner

*Primary Examiner*—Alan P. Douglas  
*Assistant Examiner*—Lavone D. Tabor

(74) *Attorney, Agent, or Firm*—Smith-Hill and Bedell

(57) **CLAIM**

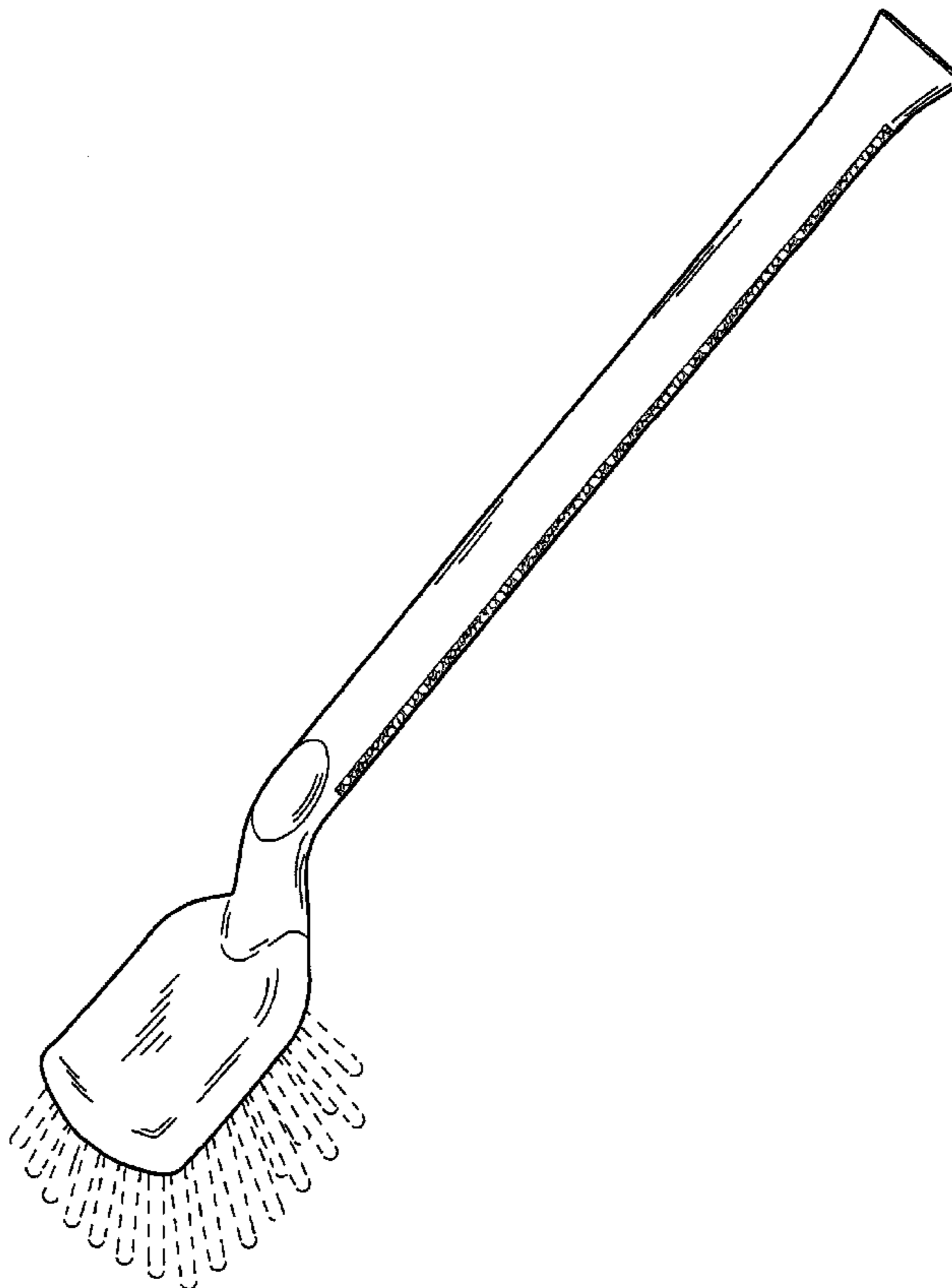
The ornamental design for a “brush,” as shown and described.

**DESCRIPTION**

FIG. 1 is a perspective view showing a “brush” incorporating the design of our invention;  
FIG. 2 is a top view thereof;  
FIG. 3 is a bottom view thereof;  
FIG. 4 is a side view thereof;  
FIG. 5 is another side view thereof;  
FIG. 6 is a front view thereof; and,  
FIG. 7 is a rear side view; thereof.

The portions of the brush shown in broken lines are for illustrative purposes only and form no part of the claimed design.

**1 Claim, 7 Drawing Sheets**



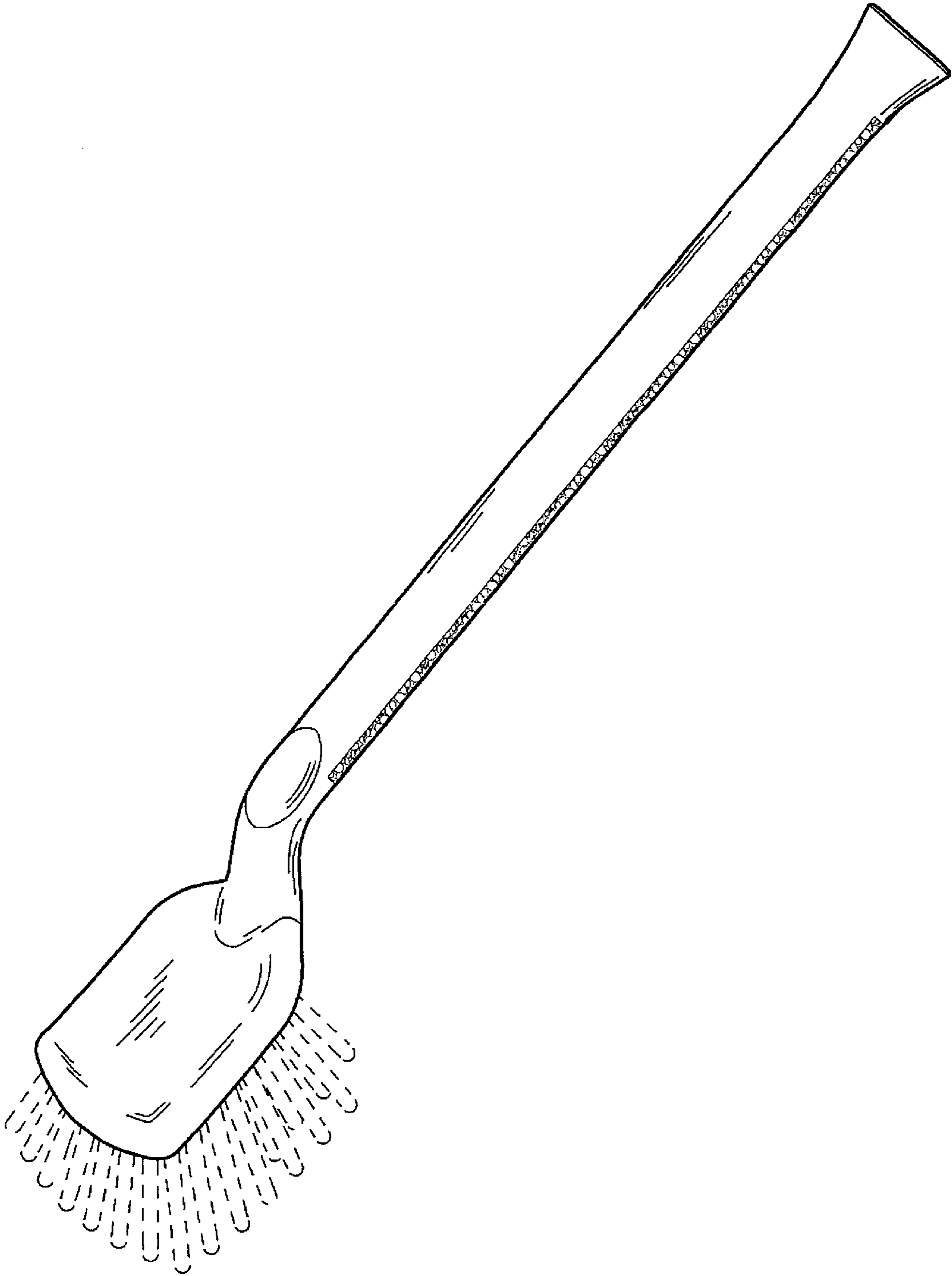


FIG. 1

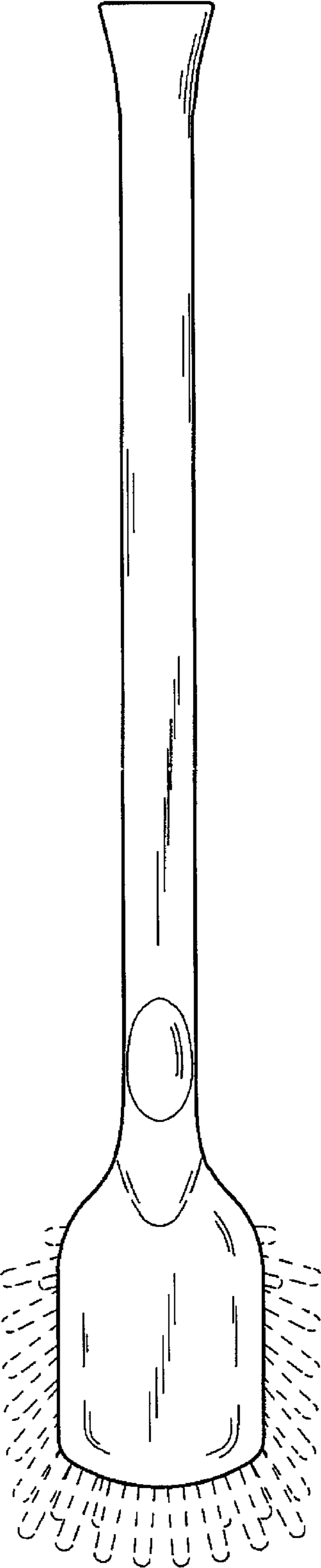


FIG. 2

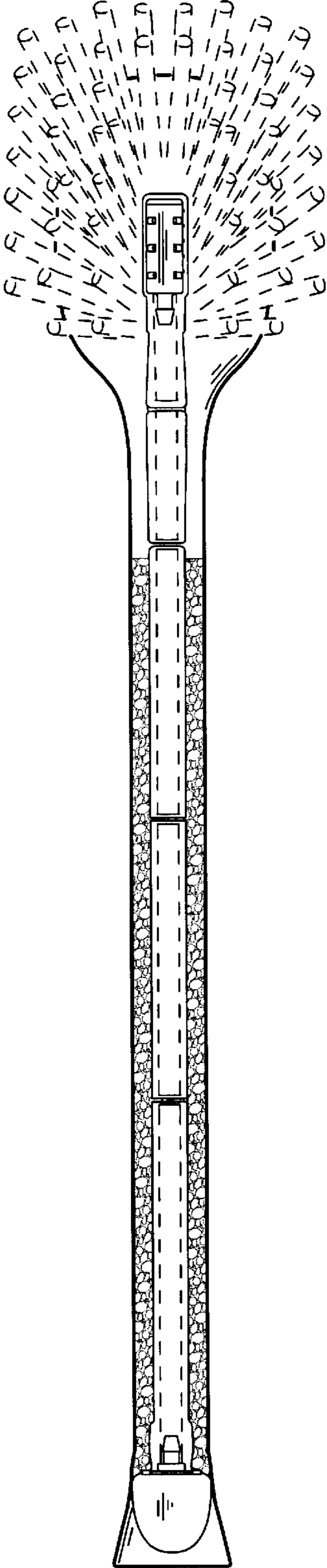


FIG. 3

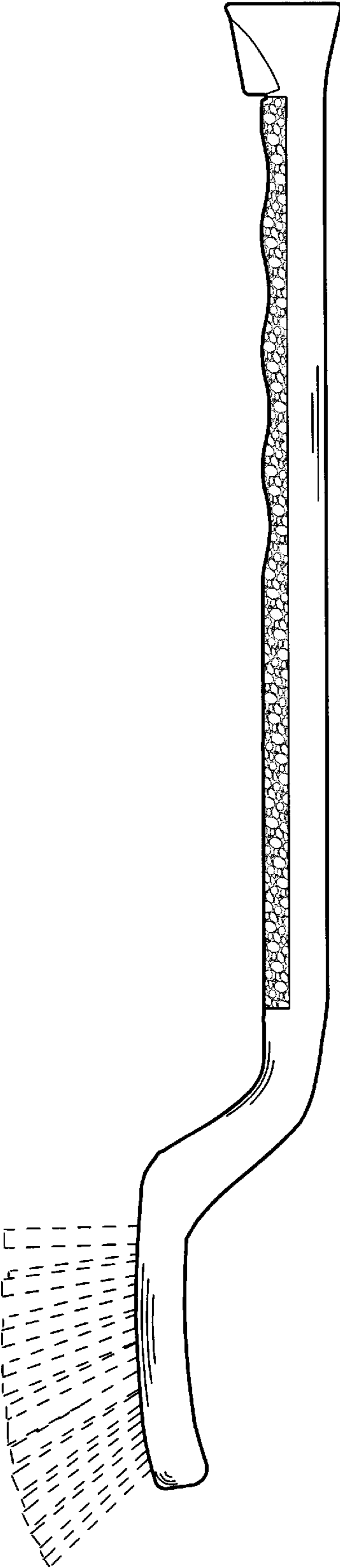


FIG. 4

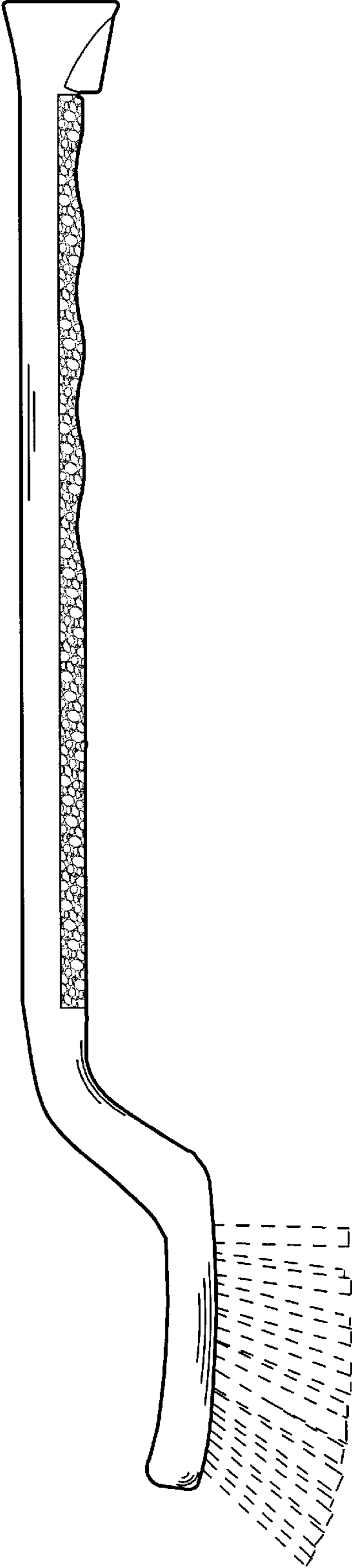


FIG. 5




FIG. 6

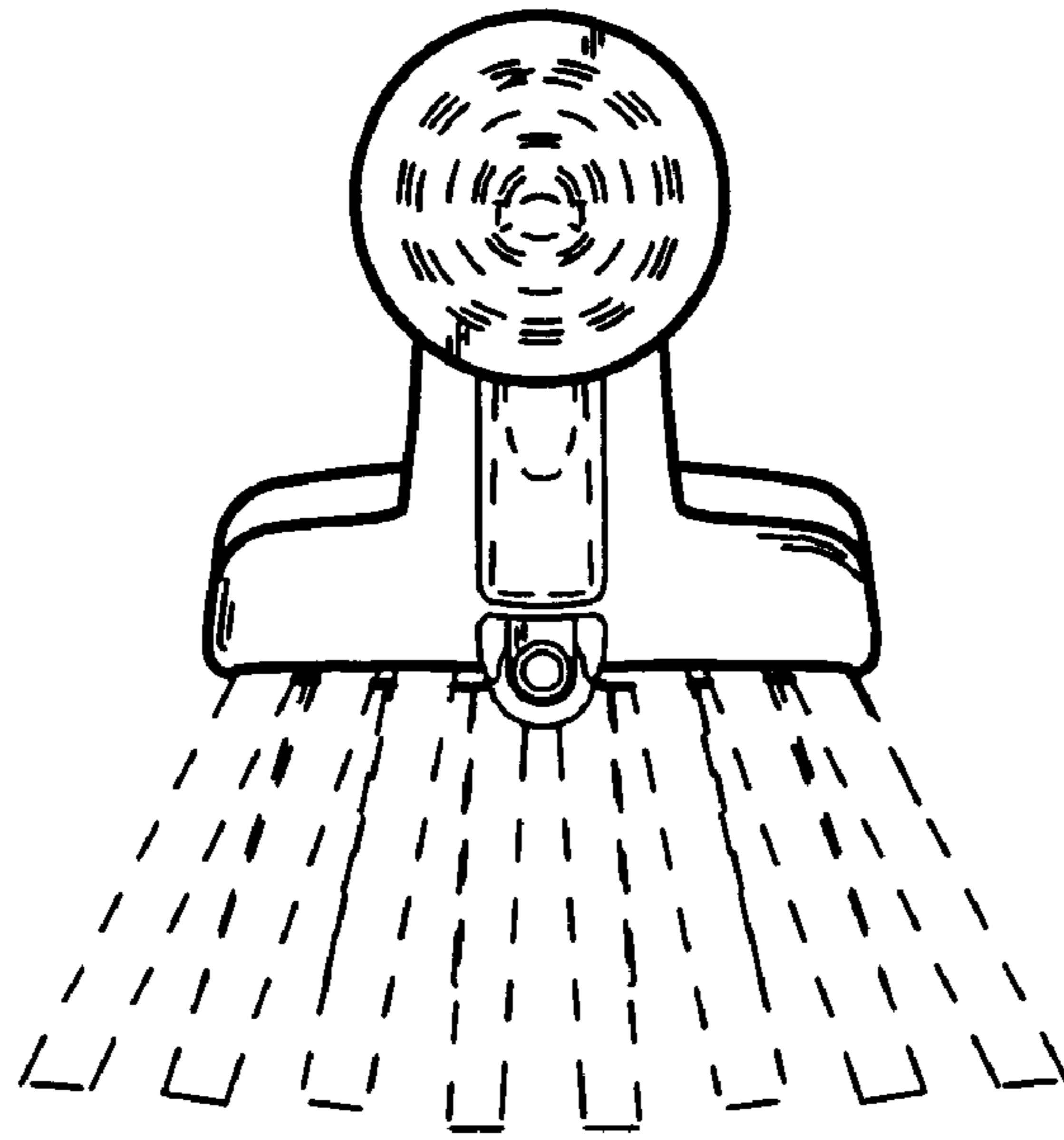


FIG. 7