



US00D513125S

(12) **United States Design Patent**
Anderson

(10) **Patent No.:** **US D513,125 S**

(45) **Date of Patent:** **** Dec. 27, 2005**

(54) **GOLF BAG BOTTOM**

(75) **Inventor:** **Douglas W. Anderson**, Phoenix, AZ
(US)

(73) **Assignee:** **Karsten Manufacturing Corporation**,
Phoenix, AZ (US)

(**) **Term:** **14 Years**

(21) **Appl. No.:** **29/198,401**

(22) **Filed:** **Jan. 28, 2004**

(51) **LOC (6) Cl.** **03-99**

(52) **U.S. Cl.** **D3/320**

(58) **Field of Search** D3/320, 254, 255,
D3/259, 382.1, 905; D34/15, 12, 27; 211/70.2;
248/95, 96; 206/315.2, 315.3, 315.4, 315.5,
315.6, 315.7, 315.8

(56) **References Cited**

U.S. PATENT DOCUMENTS

D118,815 S	*	2/1940	Ferguson	D3/320
D372,362 S	*	8/1996	Bryant et al.	D3/320
D373,667 S	*	9/1996	Hunsaker	D34/15
D385,114 S	*	10/1997	Su	D3/320
D389,650 S	*	1/1998	Rhee	D3/320
D406,459 S	*	3/1999	Sundara et al.	D3/255
D421,839 S	*	3/2000	Beck et al.	D3/259
D422,791 S	*	4/2000	Han	D3/320
6,148,998 A	*	11/2000	Tan	206/315.3

6,568,527 B1	*	5/2003	Te-Pin	206/315.3
D487,543 S	*	3/2004	Chang	D3/255
D494,761 S	*	8/2004	Gray	D3/320
2002/0179466 A1	*	12/2002	Maeng	206/315.3

* cited by examiner

Primary Examiner—Sandra S. Snapp

(74) *Attorney, Agent, or Firm*—Darrell F. Marquette

(57) **CLAIM**

I claim the ornamental design for a golf bag bottom, as shown and described.

DESCRIPTION

FIG. 1 is a perspective view of a golf bag bottom showing my new design;

FIG. 2 is a front elevation view of the golf bag bottom shown in FIG. 1;

FIG. 3 is a top plan view of the golf bag bottom shown in FIG. 1;

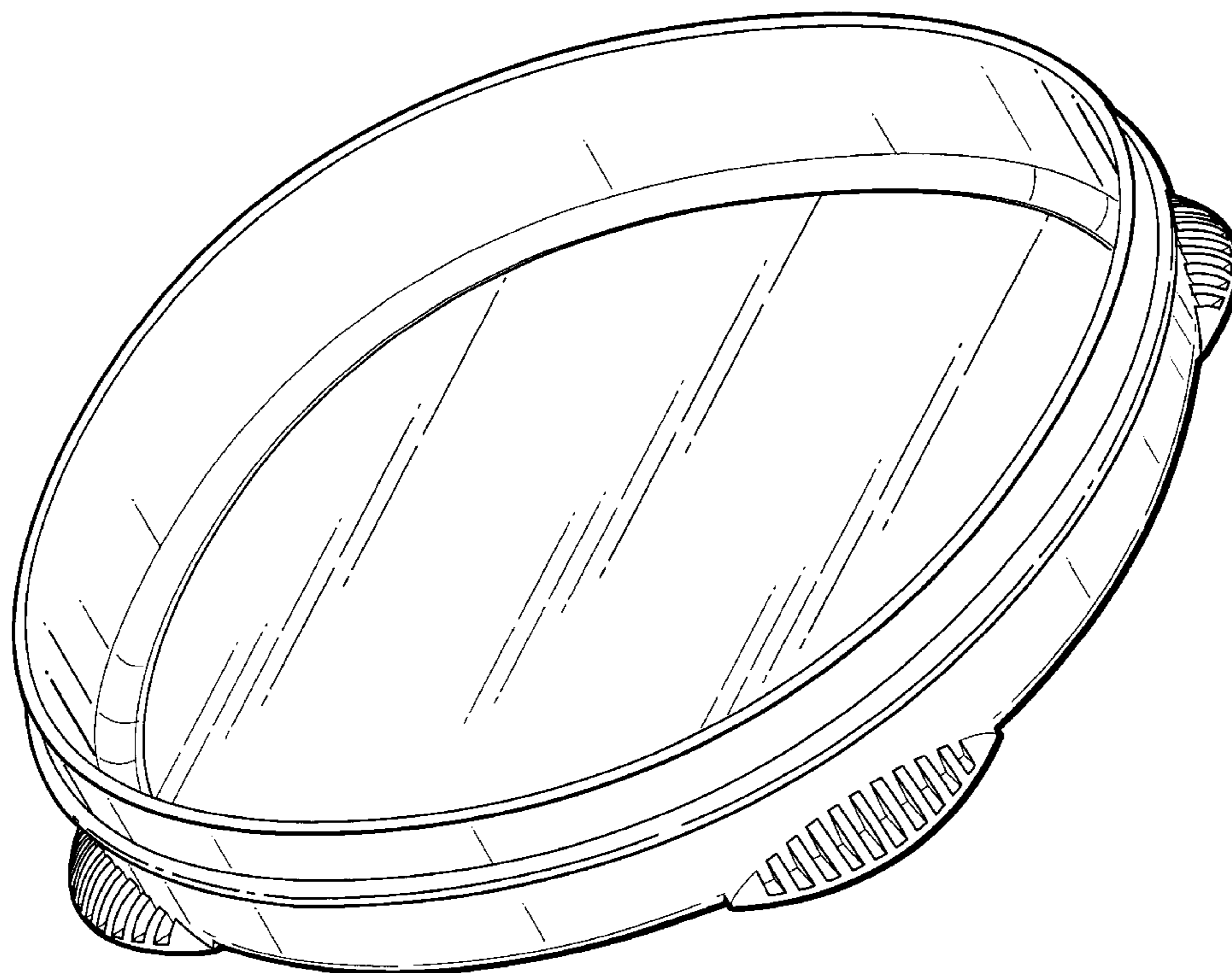
FIG. 4 is a rear elevation view of the golf bag bottom taken from the top in FIG. 3;

FIG. 5 is a bottom view of the golf bag bottom shown in FIG. 1;

FIG. 6 is a side elevation view of the golf bag bottom taken from the left in FIG. 3; and,

FIG. 7 is an opposite side elevation view of the golf bag bottom taken from the right in FIG. 3.

1 Claim, 4 Drawing Sheets



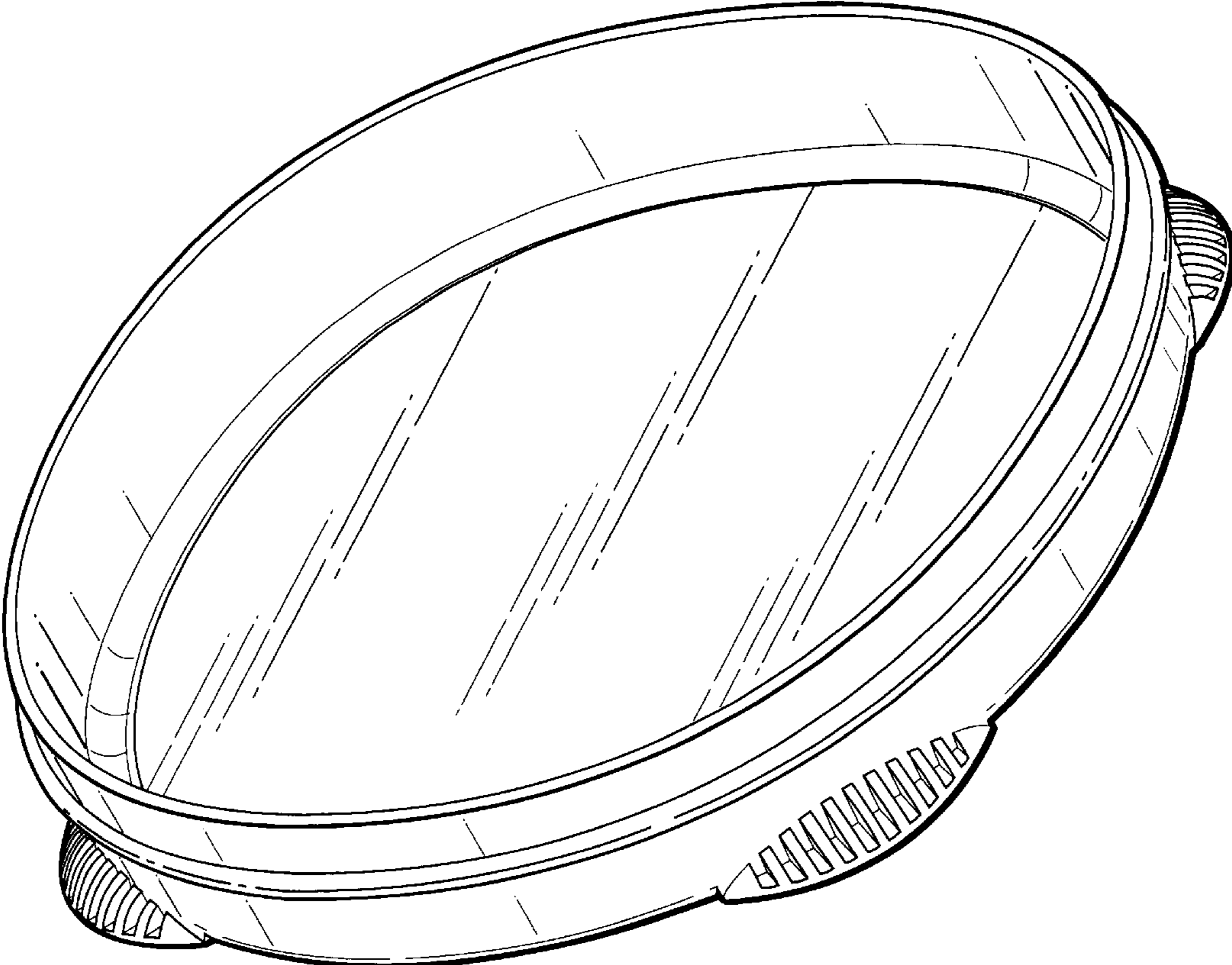


Fig. 1




Fig. 2

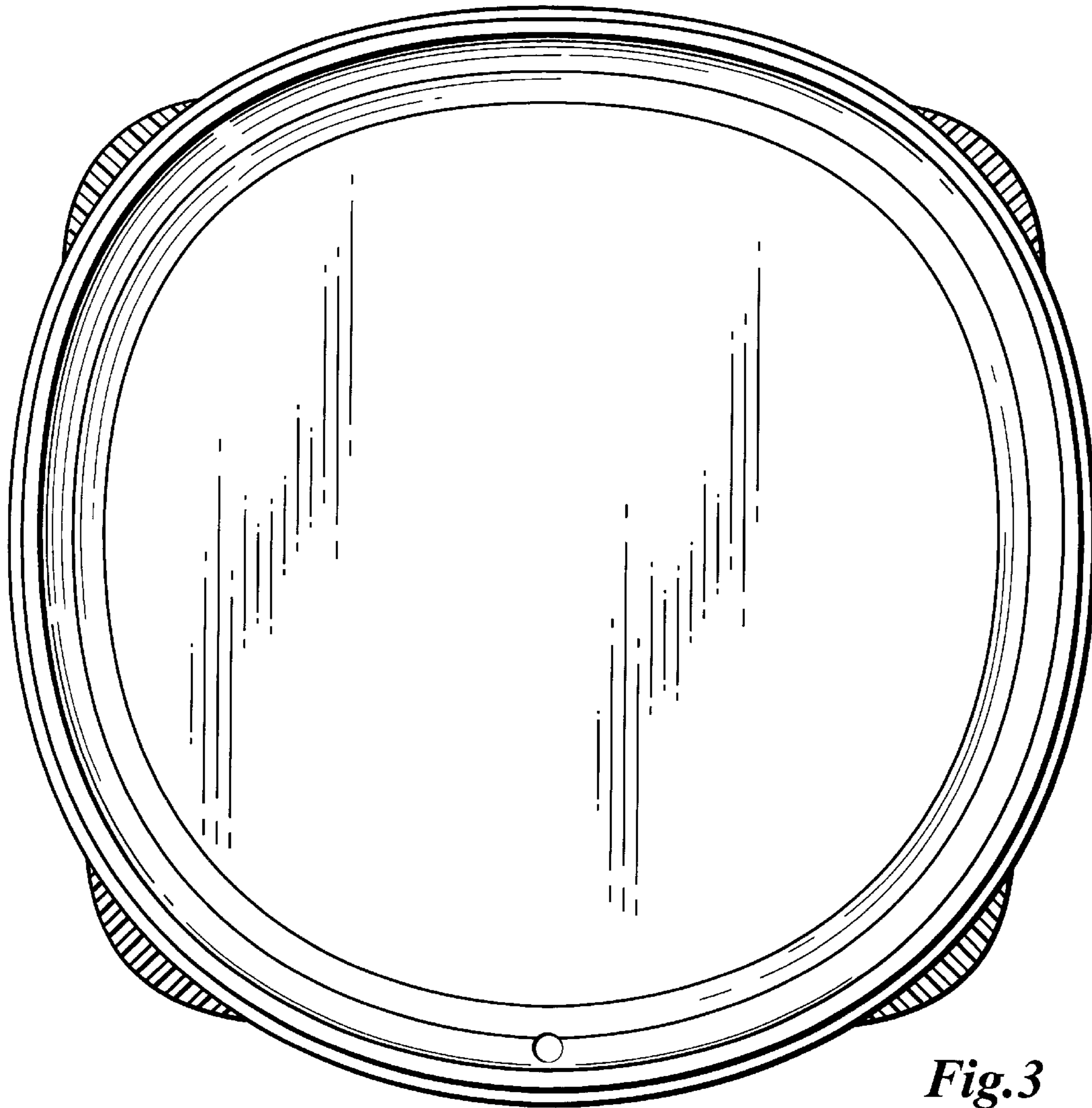


Fig.3




Fig.4

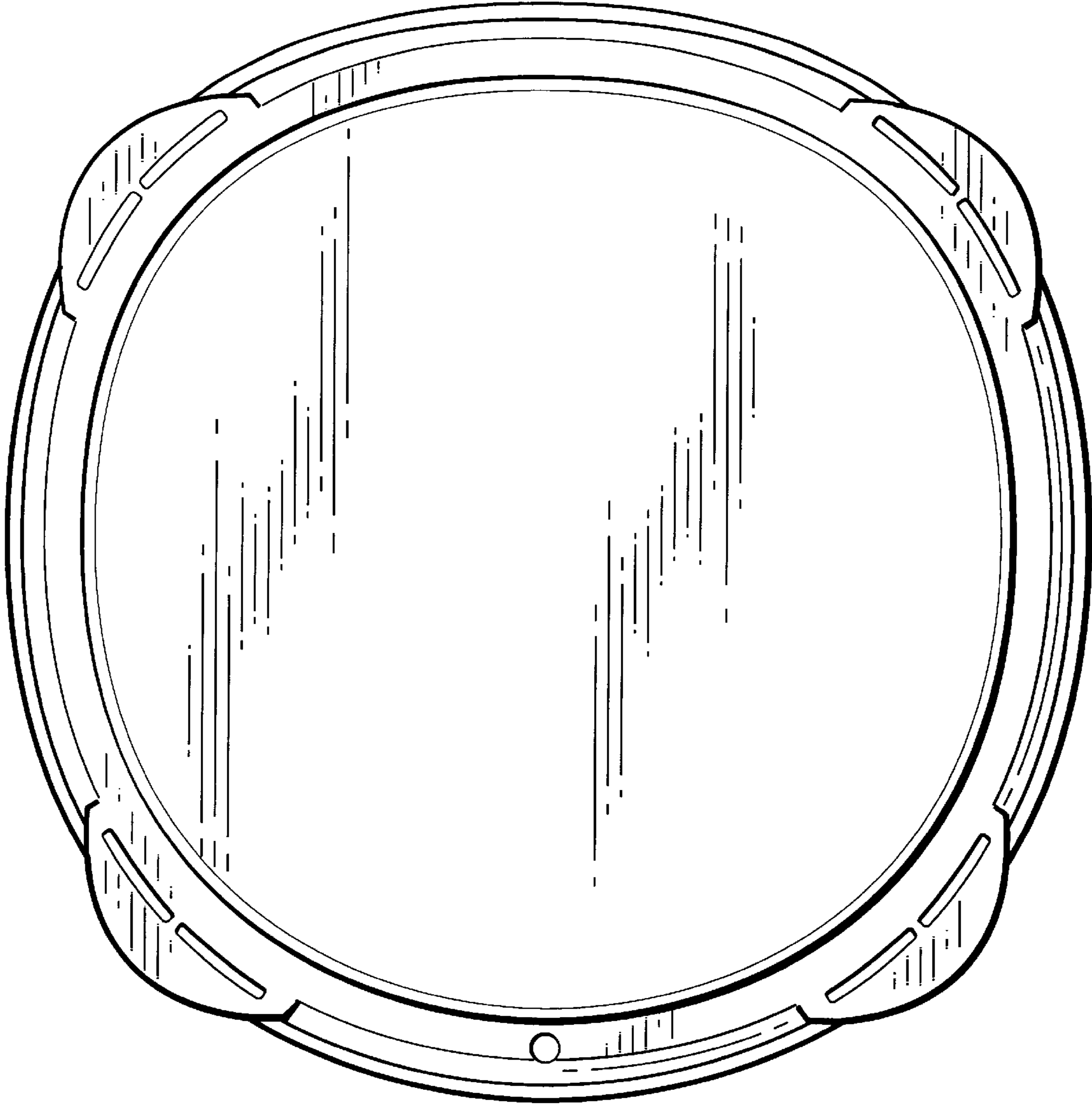


Fig.5




Fig. 6




Fig. 7