



US00D513124S

(12) **United States Design Patent**
Funk

(10) **Patent No.:** **US D513,124 S**

(45) **Date of Patent:** **** Dec. 27, 2005**

(54) **CONTAINER ORGANIZER**

(76) **Inventor:** **Lois J. Funk**, 6783 Sky Ranch Rd.,
Manito, IL (US) 61546

(**) **Term:** **14 Years**

(21) **Appl. No.:** **29/190,351**

(22) **Filed:** **Sep. 22, 2003**

(51) **LOC (6) Cl.** **03-01**

(52) **U.S. Cl.** **D3/313**

(58) **Field of Search** D3/201, 283, 304,
D3/307, 310, 313; D7/737; D19/75, 77;
206/558, 561, 372, 373, 379, 564

(56) **References Cited**

U.S. PATENT DOCUMENTS

D309,687 S	*	8/1990	Embree et al.	D6/567
D330,045 S	*	10/1992	Dietterich et al.	D19/36
D360,529 S	*	7/1995	Balzen	D3/313
D363,509 S	*	10/1995	Parekh et al.	D19/75
D371,047 S	*	6/1996	Houyou	D7/504
5,826,719 A	*	10/1998	Chen	206/373
5,915,554 A	*	6/1999	Hung	206/372

D419,772 S	*	2/2000	Williams	D3/313
D424,297 S		5/2000	Story et al.		
6,123,188 A		9/2000	Ahonen		
D434,225 S		11/2000	Story et al.		
D453,624 S		2/2002	Itzkovitch		
6,736,265 B2	*	5/2004	Kipper et al.	206/373

* cited by examiner

Primary Examiner—Caron D. Veynar

Assistant Examiner—Vy Nguyen

(74) *Attorney, Agent, or Firm*—Richard L. Mikesell

(57) **CLAIM**

The ornamental design for a container organizer, as shown and described.

DESCRIPTION

FIG. 1 is a Top Left perspective view of the design of the instant invention;

FIG. 2 is a Left Side elevation; and,

FIG. 3 is a Top right plan view.

The rear is plain and unadorned. The particular depth and appearance of the narrow slots on the top surface form no part of the claimed design.

1 Claim, 2 Drawing Sheets

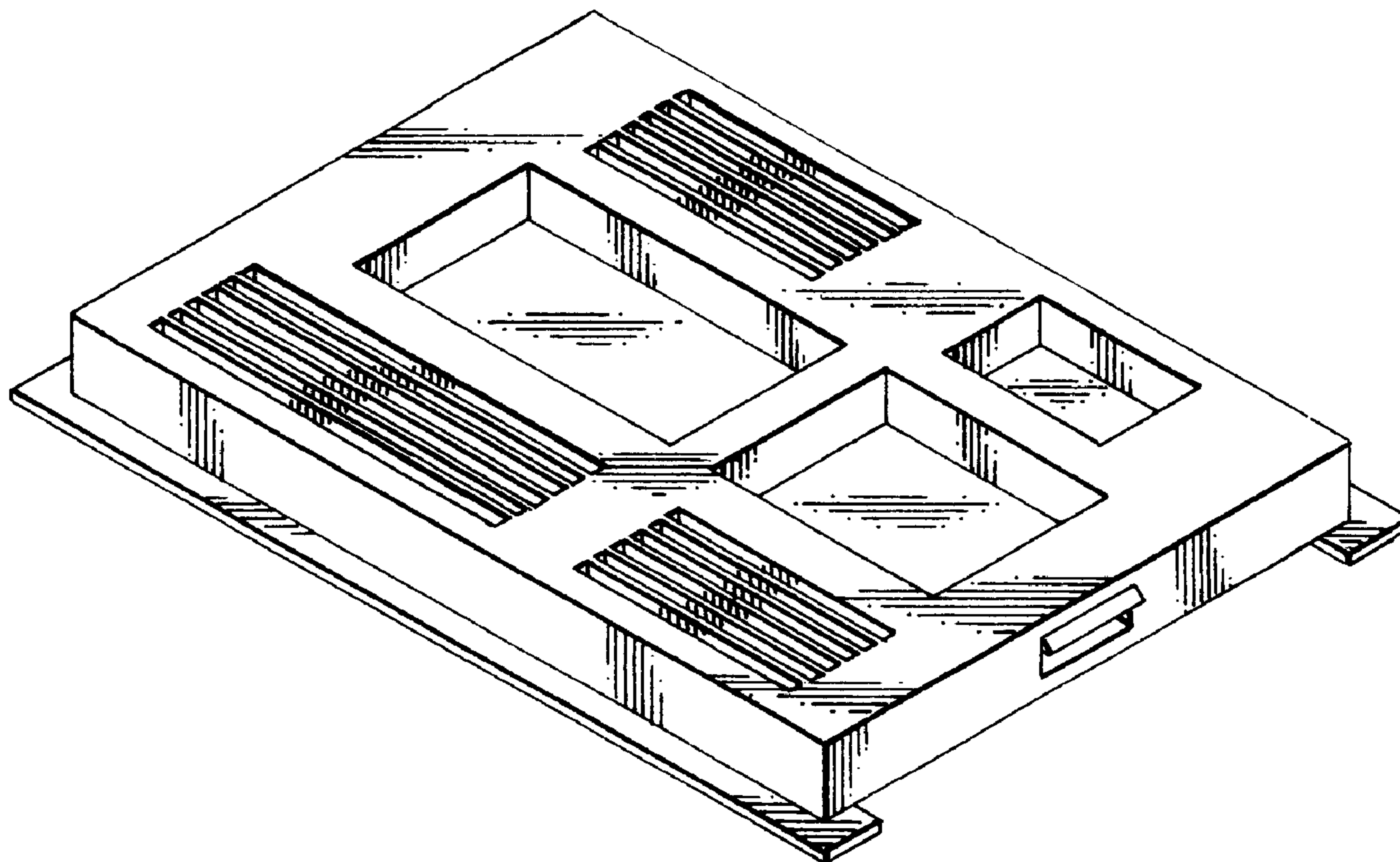


FIG. 1

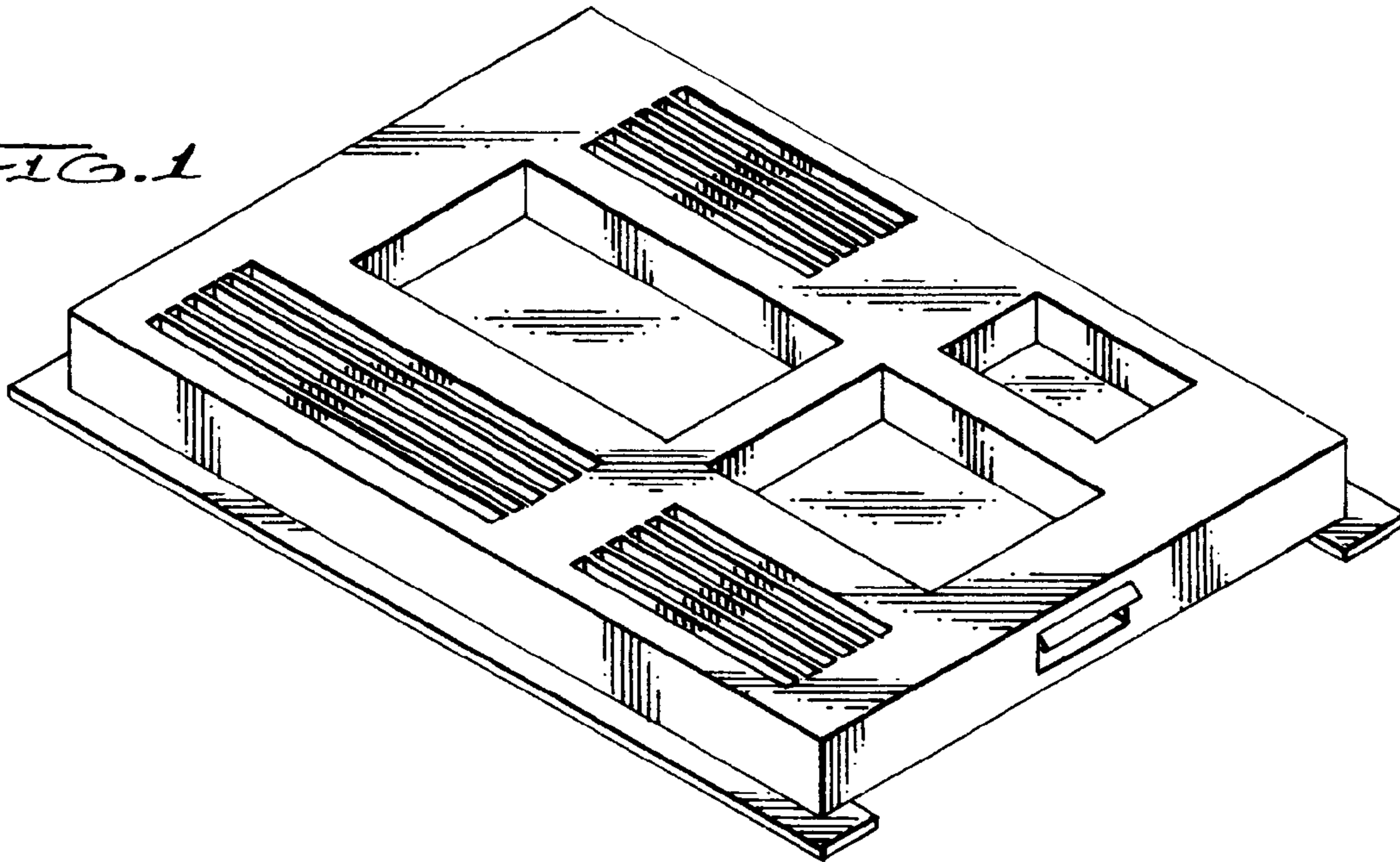


FIG. 3

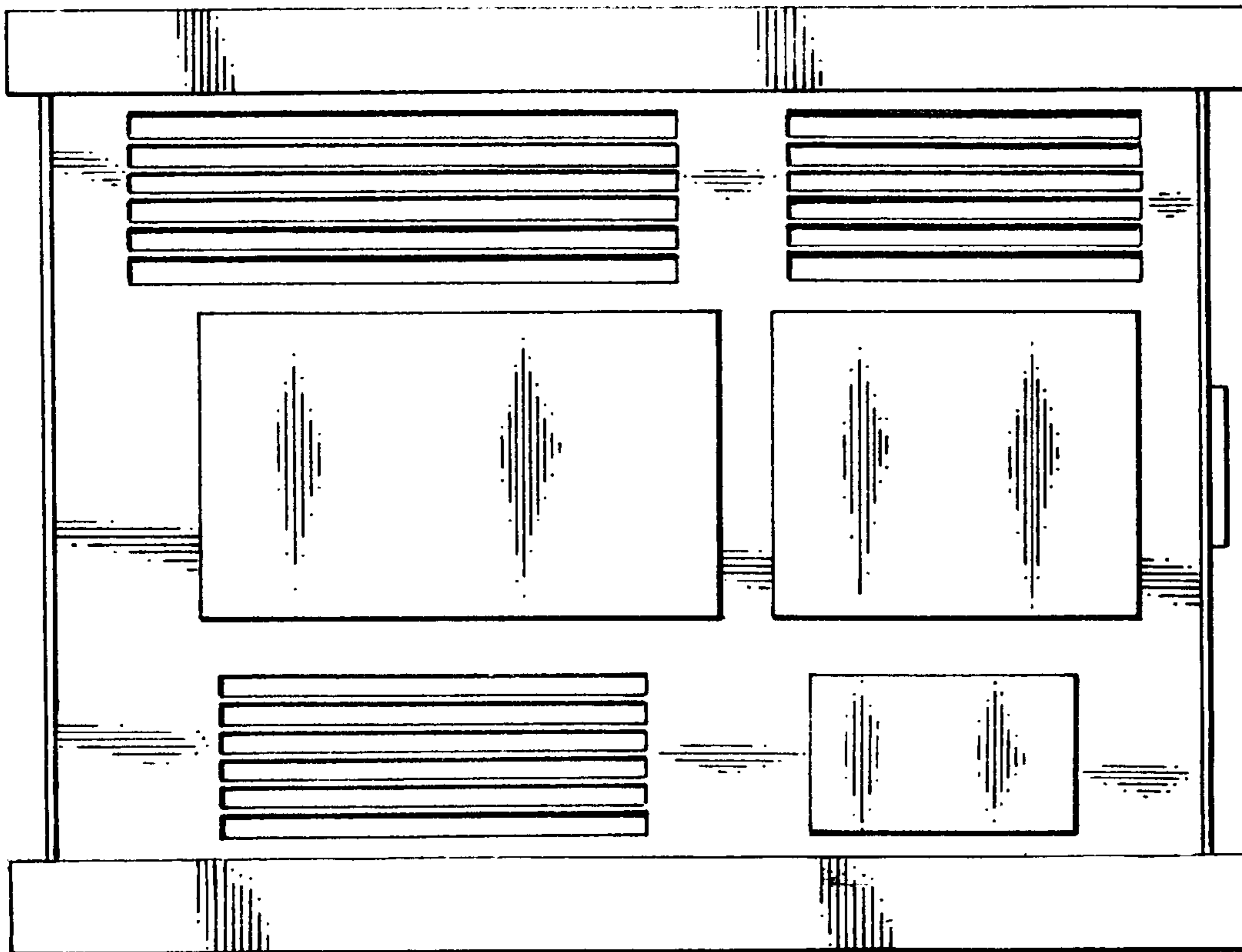




FIG. 2