

US00D513115S

(12) **United States Design Patent**  
**Kayano et al.**

(10) **Patent No.: US D513,115 S**

(45) **Date of Patent: \*\* Dec. 27, 2005**

(54) **PAIR OF SHOE MIDSOLES**

(75) Inventors: **Toshikazu Kayano, Kobe (JP);  
Kazumasa Yoshikawa, Kobe (JP)**

(73) Assignee: **ASICS Corporation, Kobe (JP)**

(\*\*) Term: **14 Years**

(21) Appl. No.: **29/217,284**

(22) Filed: **Nov. 15, 2004**

(51) **LOC (6) Cl. .... 02-04**

(52) **U.S. Cl. .... D2/977; 947/956; 947/960;  
947/972**

(58) **Field of Search .... D2/902, 946-949,  
D2/951-957, 959, 960, 977; 36/3 B, 22 R,  
24.5, 25 R, 32 R, 59 C**

(56) **References Cited**

**U.S. PATENT DOCUMENTS**

D297,585 S	*	9/1988	Brown et al. ....	D2/977
D298,683 S	*	11/1988	Kelley et al. ....	D2/954
D323,577 S	*	2/1992	Kayano ....	D2/955
D370,992 S	*	6/1996	Preskar et al. ....	D2/977
D378,549 S	*	3/1997	Murai et al. ....	D2/957
D379,259 S	*	5/1997	Kayano ....	D2/953
D379,863 S	*	6/1997	Kayano ....	D2/957
D387,890 S	*	12/1997	Falconer et al. ....	D2/953
D396,549 S	*	8/1998	von Conta et al. ....	D2/955
D401,396 S	*	11/1998	Kayano ....	D2/954
D405,594 S	*	2/1999	Toshikazu ....	D2/956
D410,138 S	*	5/1999	Turner et al. ....	D2/959
D436,718 S	*	1/2001	Patterson et al. ....	D2/956
D441,944 S	*	5/2001	Rogers ....	D2/956

D456,982 S	*	5/2002	Rogers ....	D2/957
D458,011 S	*	6/2002	Yang ....	D2/954
D495,859 S	*	9/2004	Kubo et al. ....	D2/960
D495,860 S	*	9/2004	Kubo et al. ....	D2/960
D501,713 S	*	2/2005	Kayano et al. ....	D2/977

\* cited by examiner

*Primary Examiner*—Celia A. Murphy

(74) *Attorney, Agent, or Firm*—Michael E. Zall

(57) **CLAIM**

We claim the ornamental design for a pair of shoe midsoles, as shown and described.

**DESCRIPTION**

FIG. 1 is a perspective view of one odd of a pair of shoe midsoles, showing our new design. The 2<sup>nd</sup> odd, which is a mirror image of FIGS. 1-6, is not shown for convenience of illustration. And the broken lines showing the remainder of the shoe represent the portion of the design that forms no part of the claim.


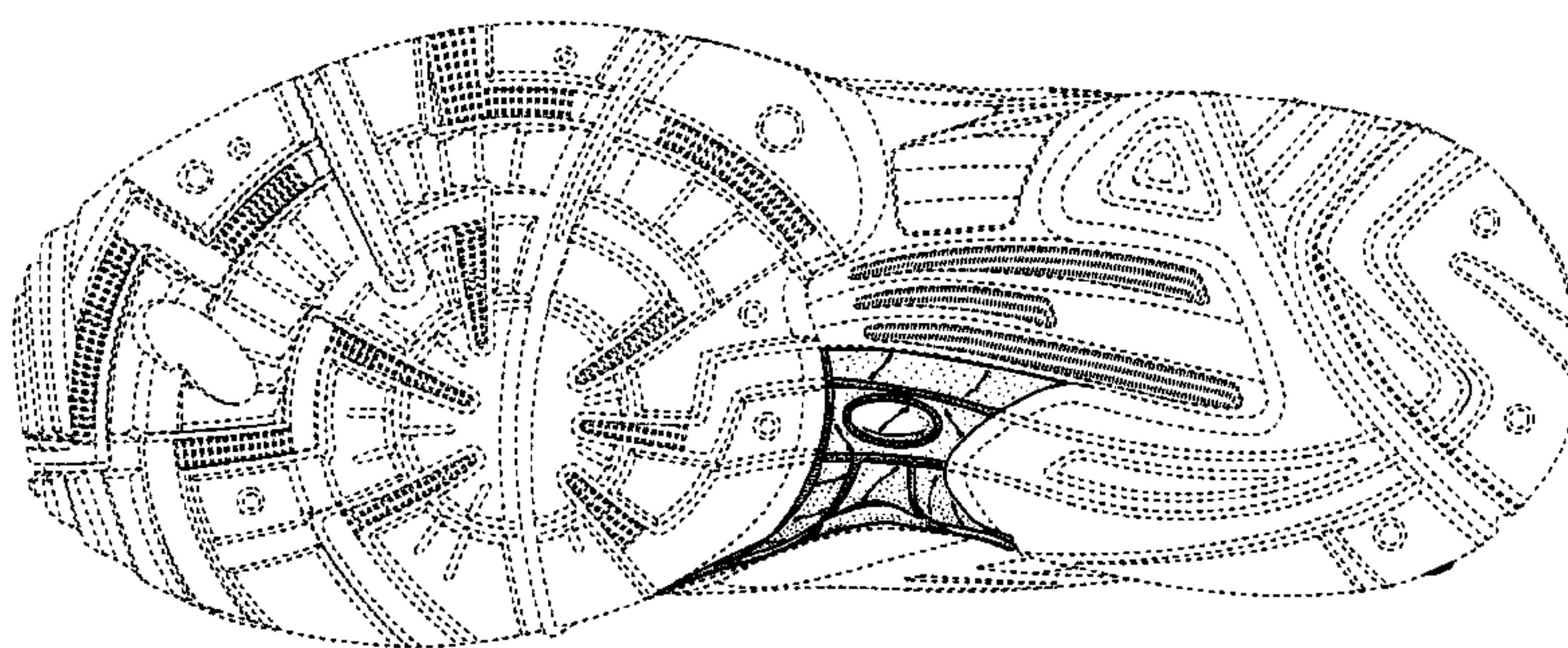
FIG. 2 is a perspective view of a pair of shoe midsoles of this invention as seen from the rear, top and right sides, wherein the broken lines do not constitute a part of the claimed design; is a bottom plan view of a pair of shoe midsoles of this invention;

FIG. 3 is a bottom plan view of a pair of shoe midsoles of this invention;

FIG. 4 is a right side elevational view of a pair of shoe midsoles of this invention; and,

FIG. 5 is a left side elevational view of a pair of shoe midsoles of this invention.

**1 Claim, 5 Drawing Sheets**






FIG. 1



FIG. 2

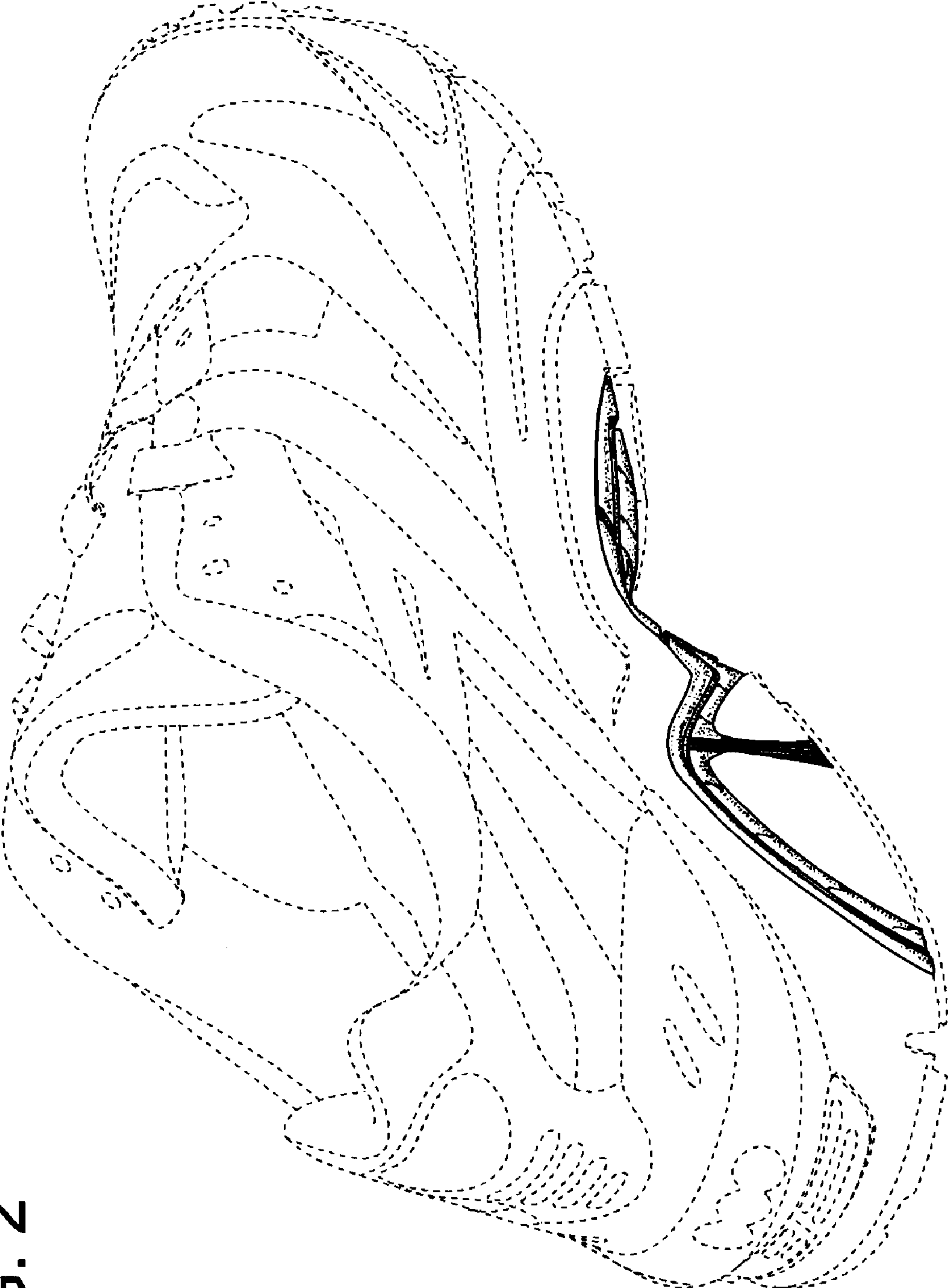


FIG. 3

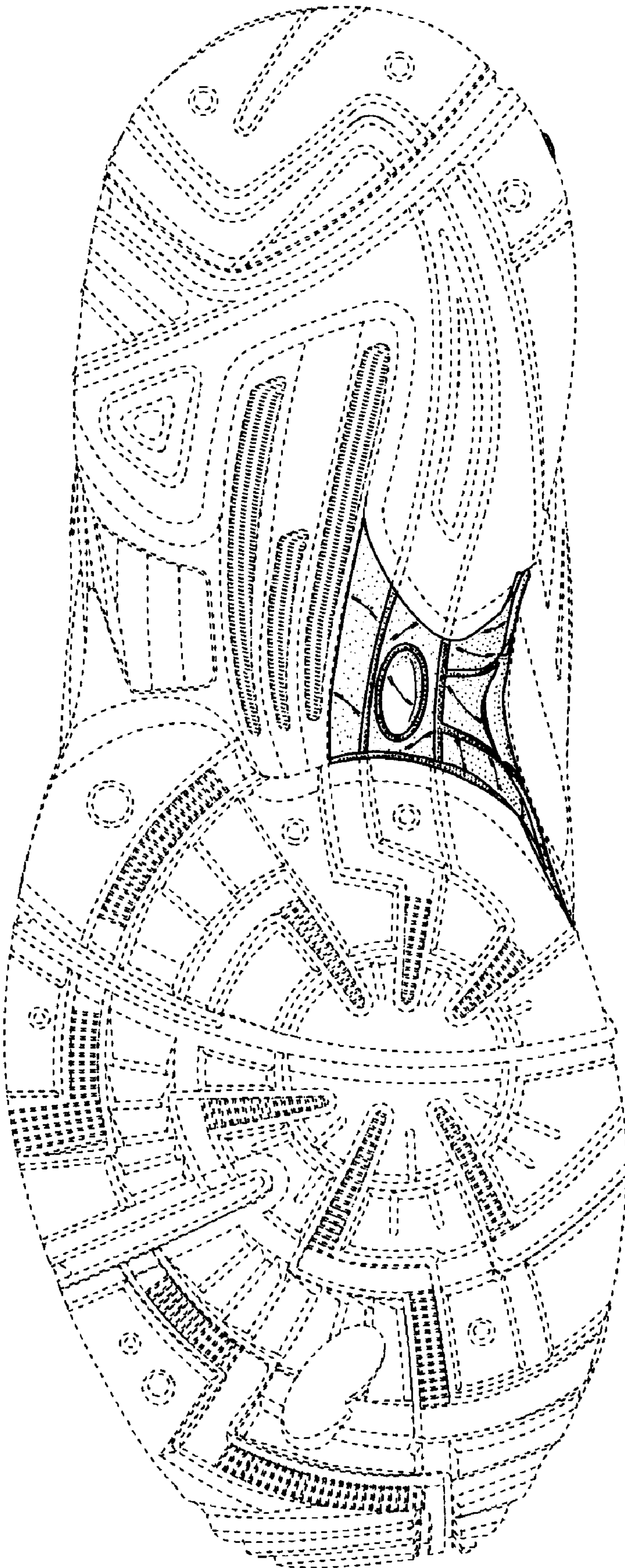


FIG. 4

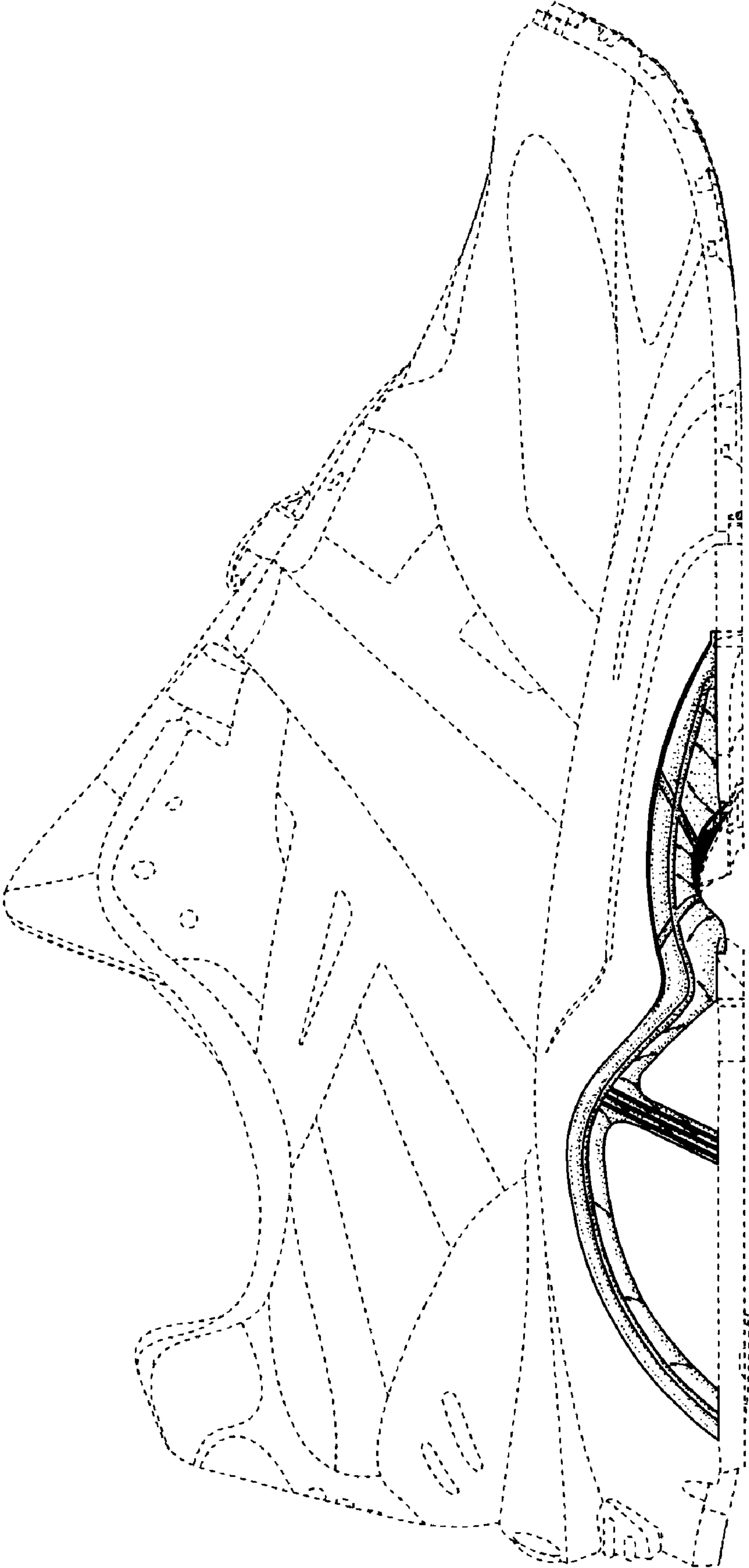


FIG. 5

