



US00D513104S

(12) **United States Design Patent** (10) **Patent No.:** **US D513,104 S**
Harding et al. (45) **Date of Patent:** **** Dec. 20, 2005**

(54) **PALLET**

(75) Inventors: **Dennis P. Harding**, Senecaville, OH (US); **Darrell J. Haywood**, Mount Holly, NC (US); **David P. Jones**, Warren, OH (US); **John W. Knight, IV**, New Concord, OH (US)

(73) Assignee: **The Fabri-Form Company**, New Concord, OH (US)

(**) Term: **14 Years**

(21) Appl. No.: **29/191,728**

(22) Filed: **Oct. 14, 2003**

(51) **LOC (6) Cl.** **09-08**

(52) **U.S. Cl.** **D34/38**

(58) **Field of Search** D34/38; 108/51.11, 108/51.3, 52.1, 53.1, 53.3, 53.5, 57.28, 57.29, 901

(56) **References Cited**

U.S. PATENT DOCUMENTS

3,140,672 A	*	7/1964	De Luca	108/53.3
4,303,019 A	*	12/1981	Haataja et al.	108/57.28
4,413,737 A	*	11/1983	Wind	206/599
D288,977 S	*	3/1987	Wind	D34/38
4,879,956 A	*	11/1989	Shuert	108/53.3

D349,999 S	*	8/1994	Knight et al.	D34/38
D369,743 S	*	5/1996	Pintar et al.	D34/38
5,606,921 A	*	3/1997	Elder et al.	108/53.3
5,755,162 A	*	5/1998	Knight et al.	108/53.1
D400,681 S	*	11/1998	Sadr	D34/38
5,950,545 A	*	9/1999	Shuert	108/53.3
5,996,508 A	*	12/1999	Constantino et al.	108/53.1
D446,900 S	*	8/2001	Koefeldt et al.	D34/38
D458,000 S	*	5/2002	Medoff et al.	D34/38
D485,659 S	*	1/2004	Medoff et al.	D34/38

* cited by examiner

Primary Examiner—Cynthia E. Ramirez

(74) *Attorney, Agent, or Firm*—Renner, Kenner, Greive, Bobak, Taylor & Weber

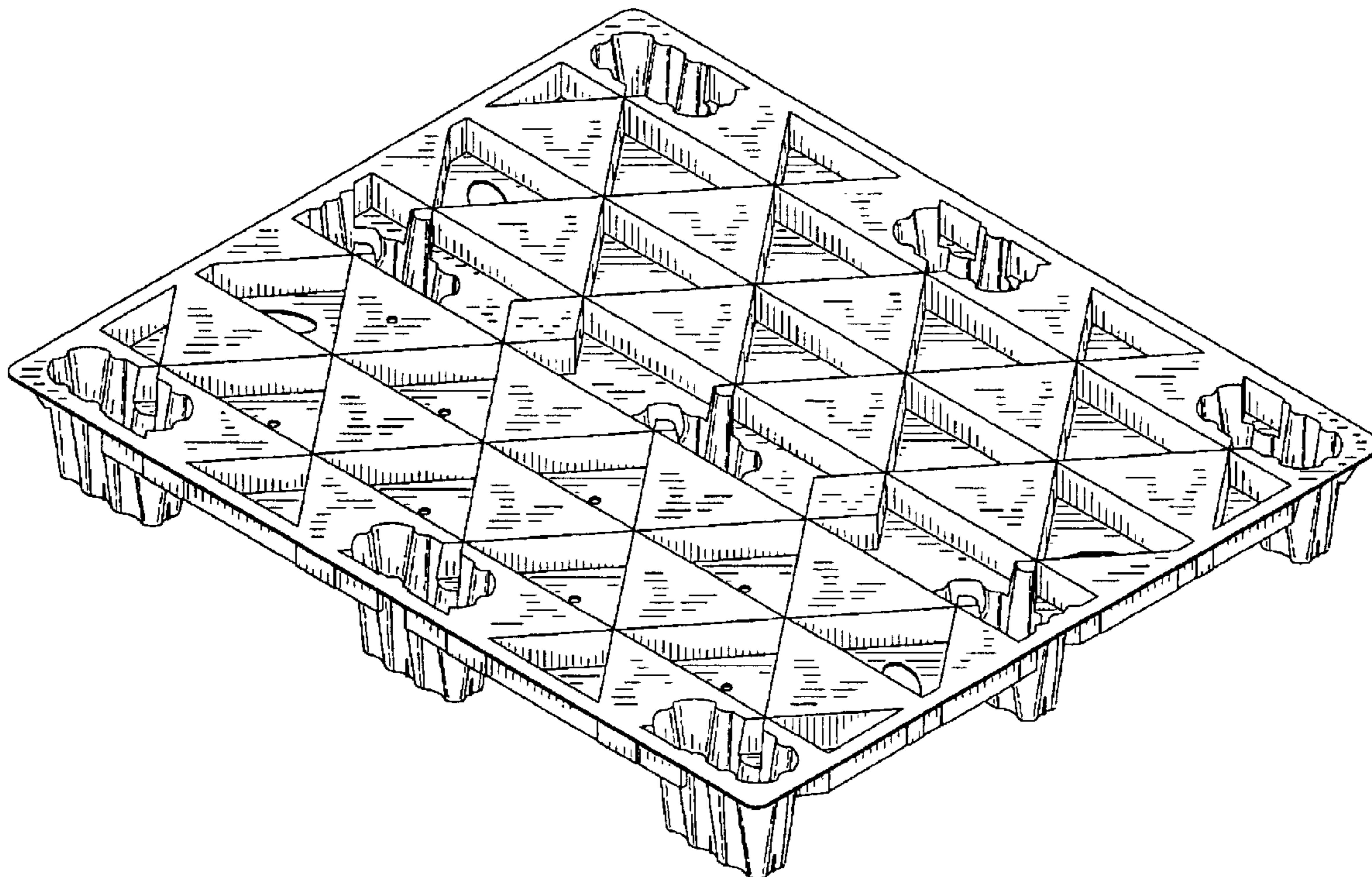
(57) **CLAIM**

The ornamental design for a pallet, as shown and described.

DESCRIPTION

FIG. 1 is a top, front, right side perspective view of a pallet showing our new design; FIG. 2 is a top plan view thereof; FIG. 3 is a front elevational view thereof, the rear elevational view being the same as this FIG. 3; FIG. 4 is a right side elevational view thereof, the left side elevational view being the same as this FIG. 4; and, FIG. 5 is a bottom plan view thereof.

1 Claim, 3 Drawing Sheets



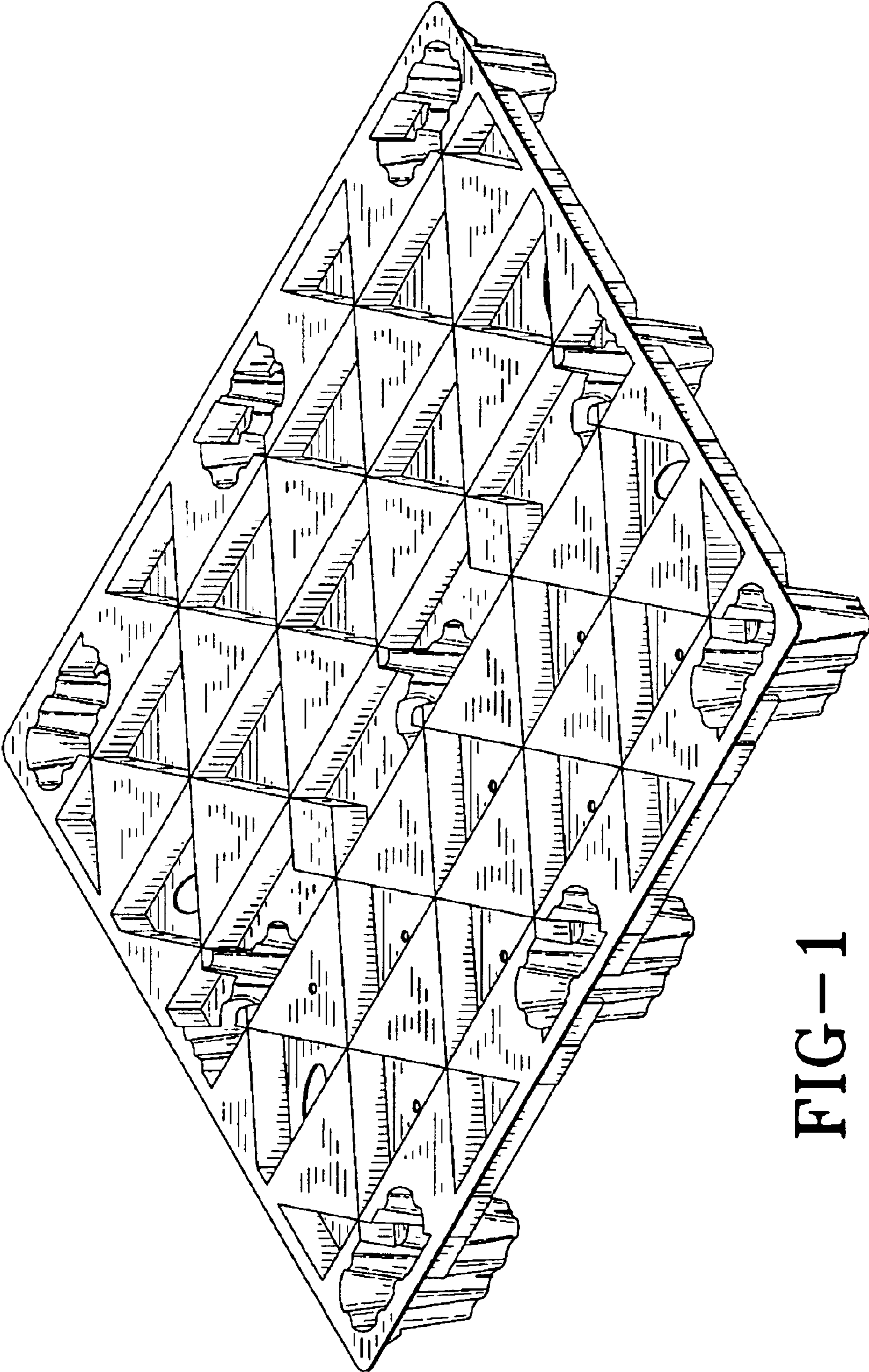


FIG-1



FIG-4

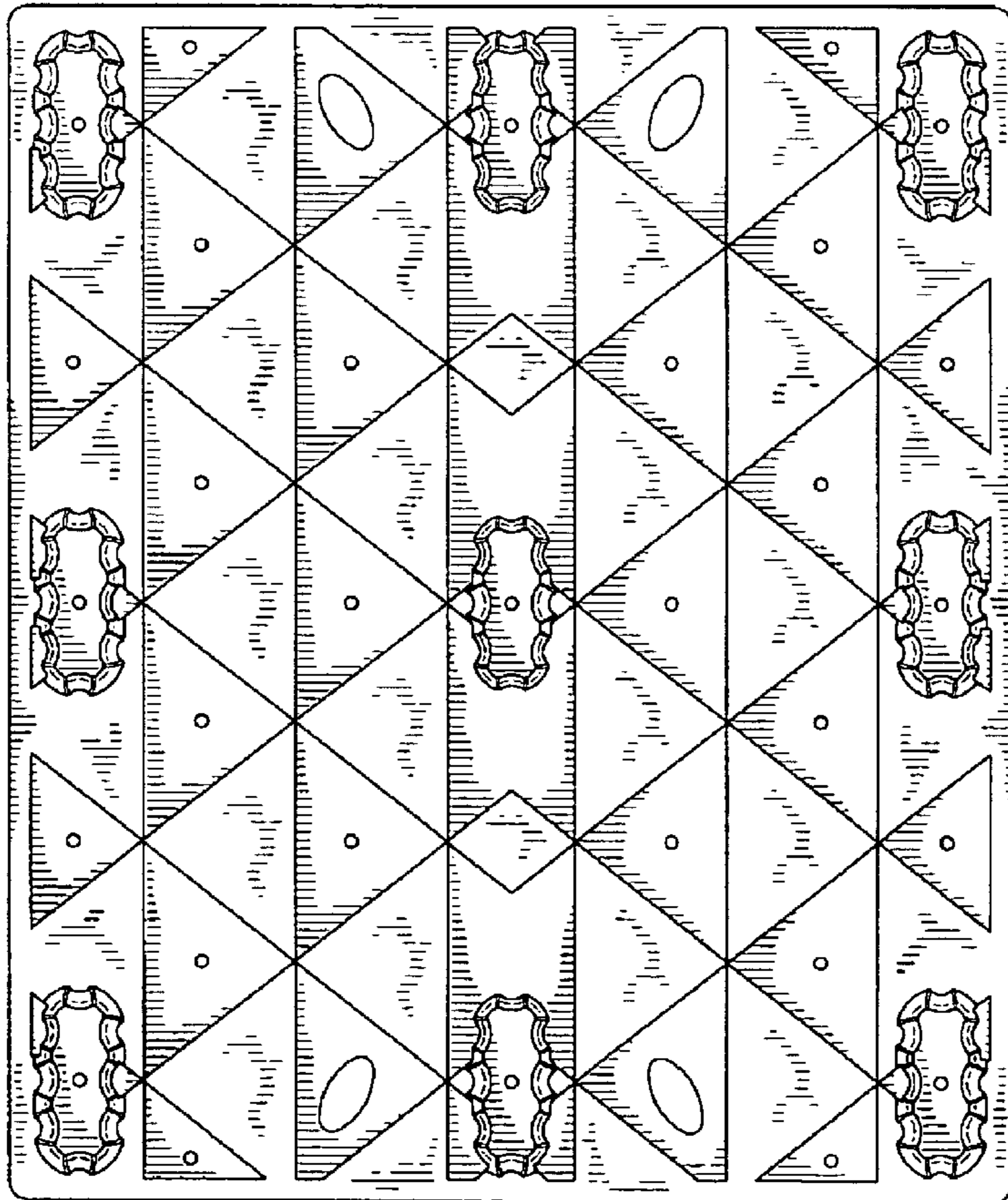


FIG-2



FIG-3

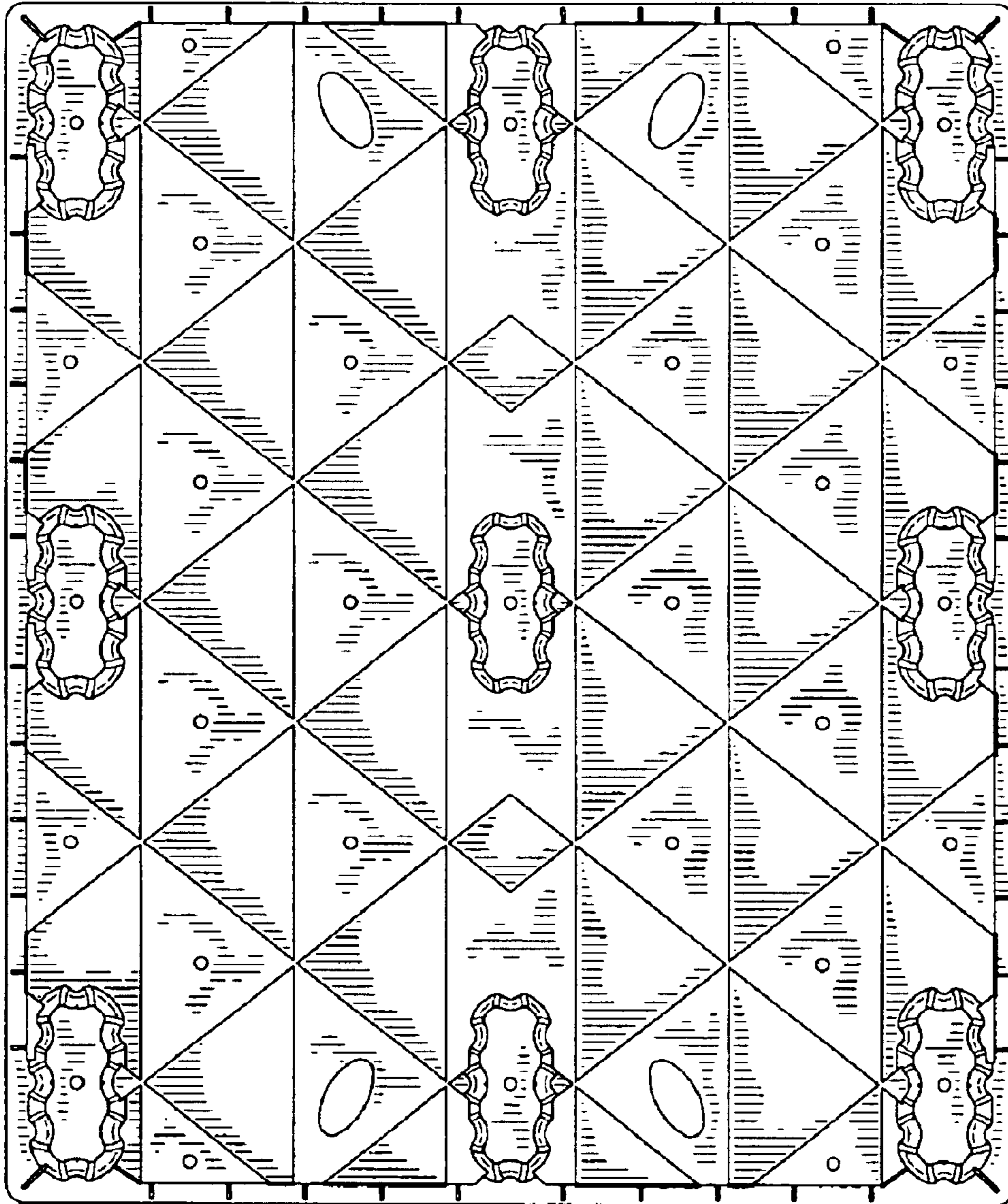


FIG-5