

US00D513092S

(12) **United States Design Patent**
Ajootian

(10) **Patent No.:** **US D513,092 S**

(45) **Date of Patent:** **** Dec. 20, 2005**

(54) **HAIR TRIMMER**

(76) **Inventor:** **Janice K. Ajootian**, 128 Singleton St.,
Woonsocket, RI (US) 02895

(**) **Term:** **14 Years**

(21) **Appl. No.:** **29/219,441**

(22) **Filed:** **Dec. 16, 2004**

(51) **LOC (6) Cl.** **28-03**

(52) **U.S. Cl.** **D28/53**

(58) **Field of Search** D28/44, 44.1,
D28/49-54; 30/29.5, 32, 34.05, 34.1, 34.2,
35, 41.9, 43, 43.1-43.9, 43.91, 43.92, 42,
44-46, 527

(56) **References Cited**

U.S. PATENT DOCUMENTS

D253,032 S	*	10/1979	White	D28/76
D400,303 S	*	10/1998	Tanaka et al.	D28/49
D456,952 S	*	5/2002	Sakurai et al.	D28/76
D488,260 S	*	4/2004	Khubani	D28/53
D497,035 S	*	10/2004	Khubani	D28/53

* cited by examiner

Primary Examiner—Jennifer Rivard
(74) Attorney, Agent, or Firm—Robert J Doherty

(57) **CLAIM**

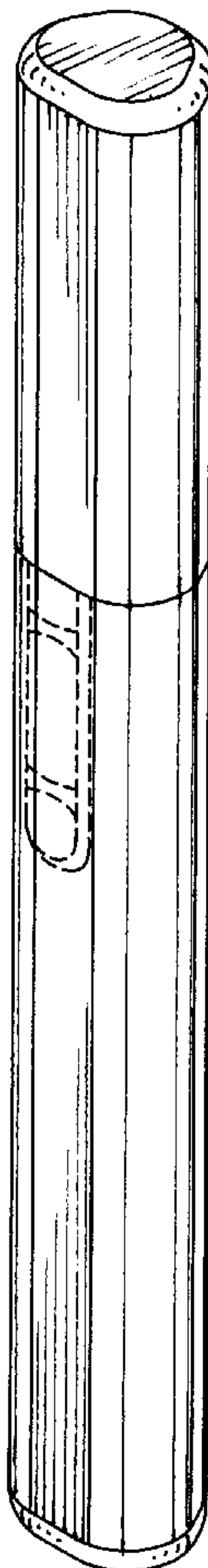
The ornamental design for a hair trimmer, as shown and described.

DESCRIPTION

FIG. 1 is a front perspective view of a hair trimmer showing my new design;
FIG. 2 is a front elevational view thereof;
FIG. 3 is a rear elevational view thereof;
FIG. 4 is a left side elevational view thereof;
FIG. 5 is a right side elevational view thereof;
FIG. 6 is a top plan view thereof;
FIG. 7 is a bottom plan view thereof; and,
FIG. 8 is a front perspective view thereof similar to FIG. 1, but showing the cap removed to show the functional cutter element.

The dotted line representations in FIGS. 1, 2 and 8 are for illustrative purposes only and form no part of the claimed design.

1 Claim, 4 Drawing Sheets



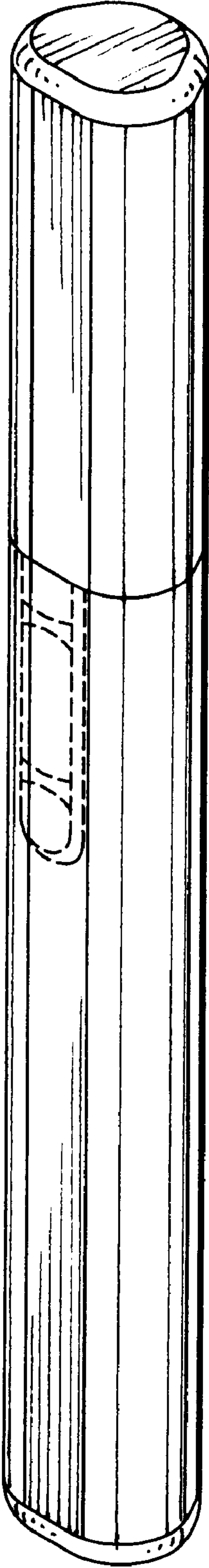


FIG. 1

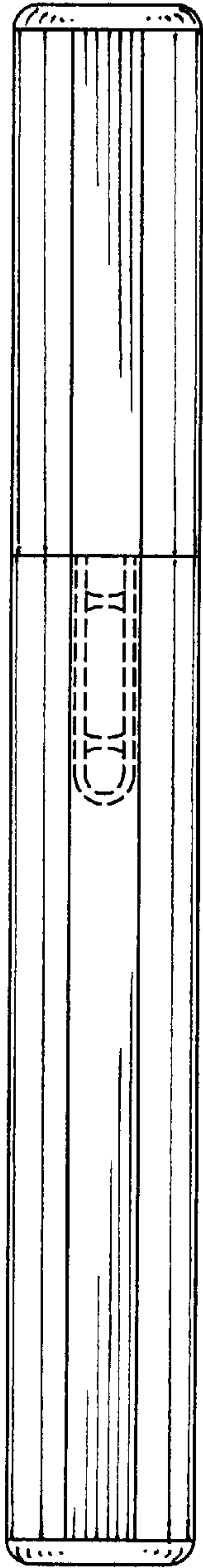


FIG. 2




FIG. 3




FIG. 4

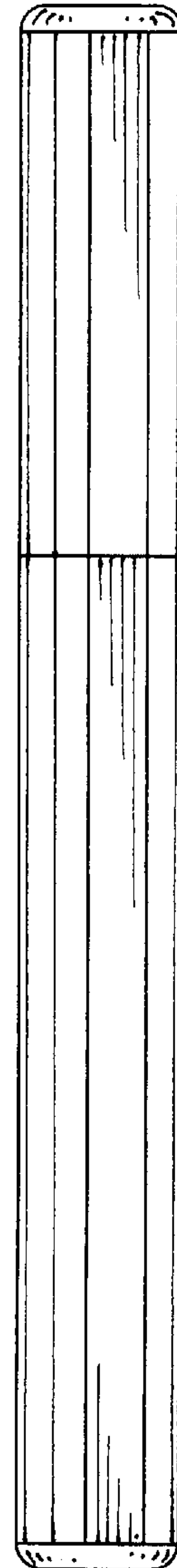


FIG. 5

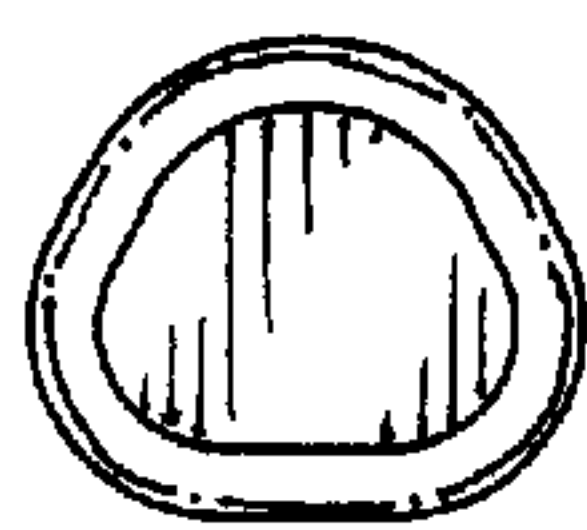


FIG. 6

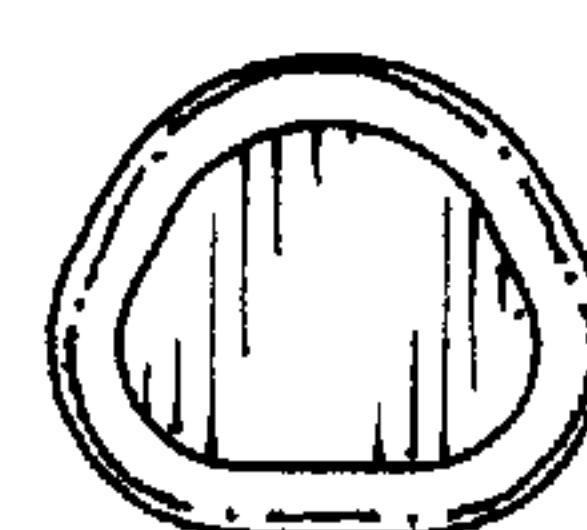


FIG. 7

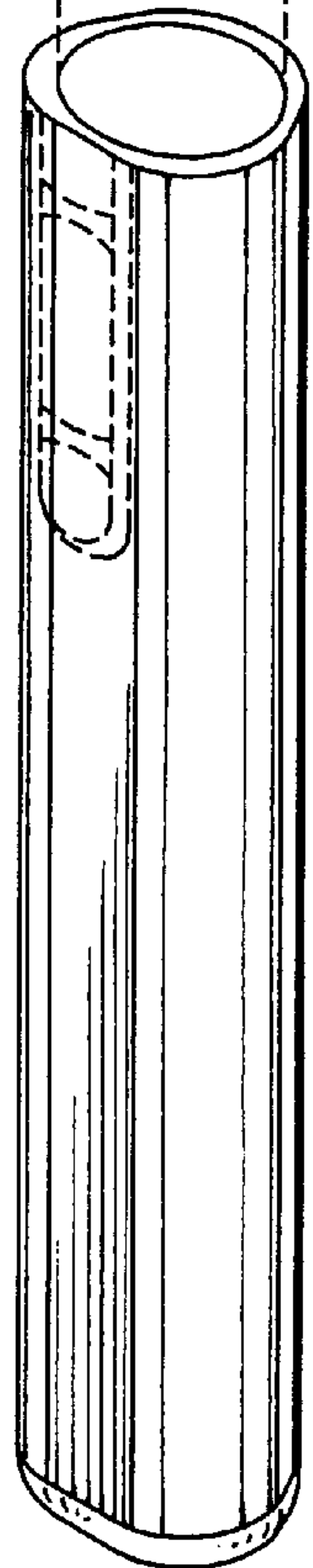



FIG. 8