



US00D513077S

(12) **United States Design Patent**
Quintana

(10) **Patent No.:** **US D513,077 S**

(45) **Date of Patent:** **** Dec. 20, 2005**

(54) **CONSTRUCTION BLOCK**

D498,002 S * 11/2004 Ogawa et al. D25/118

(76) **Inventor:** **Jose Mercado Quintana**, P.O. Box
446, San Sebastian, PR (US) 00685

(**) **Term:** **14 Years**

(21) **Appl. No.:** **29/195,987**

(22) **Filed:** **Dec. 22, 2003**

(51) **LOC (6) Cl. 25-01**

(52) **U.S. Cl. D25/115**

(58) **Field of Search** D25/112-118,
D25/164, 151; D21/483-486, 499-505;
405/15-16, 284, 286; 404/34, 37-42, 44-45;
52/102, 503-505, 596-609, 612, 575

(56) **References Cited**

U.S. PATENT DOCUMENTS

2,281,003	A	*	4/1942	Henson et al.	56/612
2,462,289	A	*	2/1949	Rochow	52/575
D276,075	S	*	10/1984	Rassias et al.	D25/116
D276,076	S	*	10/1984	Rassias et al.	D25/116
D340,997	S	*	11/1993	Harrison	D25/118
D342,580	S	*	12/1993	Harrison	D25/118
5,771,654	A	*	6/1998	Moore et al.	52/604
D461,567	S	*	8/2002	Ogawa	D25/118

OTHER PUBLICATIONS

Pictorial magazine, vol. 34, No. 7, 1978; customized concrete masonry block used in the restored Palace of Fine Arts Exploratorium, City of San Francisco, USA.*

* cited by examiner

Primary Examiner—Robert A. Delehanty

(74) *Attorney, Agent, or Firm*—Jesus Sanchelima; Albert Bordas

(57) **CLAIM**

The ornamental design for the construction block, as shown and described.

DESCRIPTION

FIG. 1 is a front perspective view;
FIG. 2 is a front elevational view;
FIG. 3 is a back view thereof;
FIG. 4 is a left side elevational view thereof;
FIG. 5 is a right side elevational view thereof;
FIG. 6 is a top plan view thereof; and,
FIG. 7 is a bottom plan view of my invention.

1 Claim, 4 Drawing Sheets

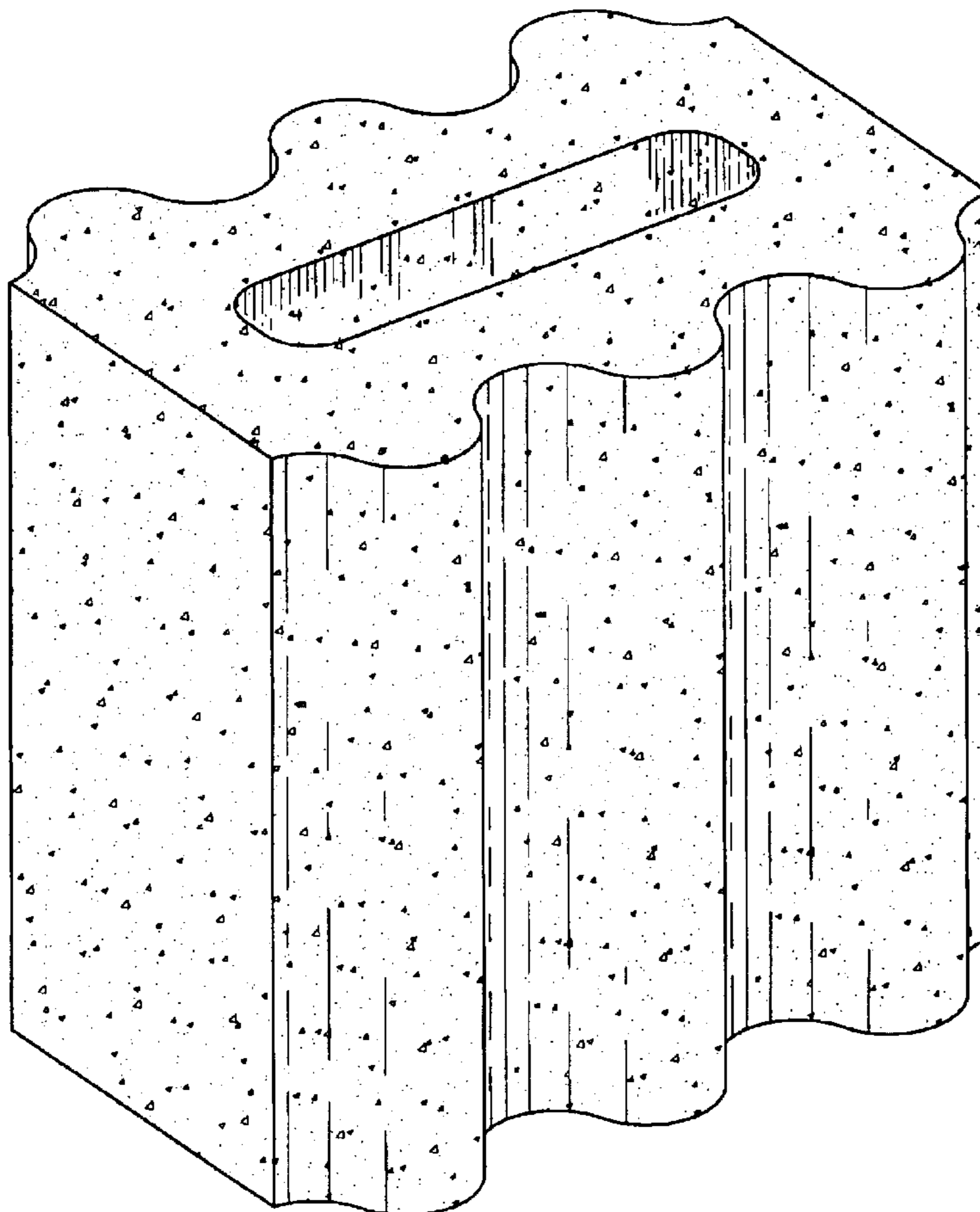
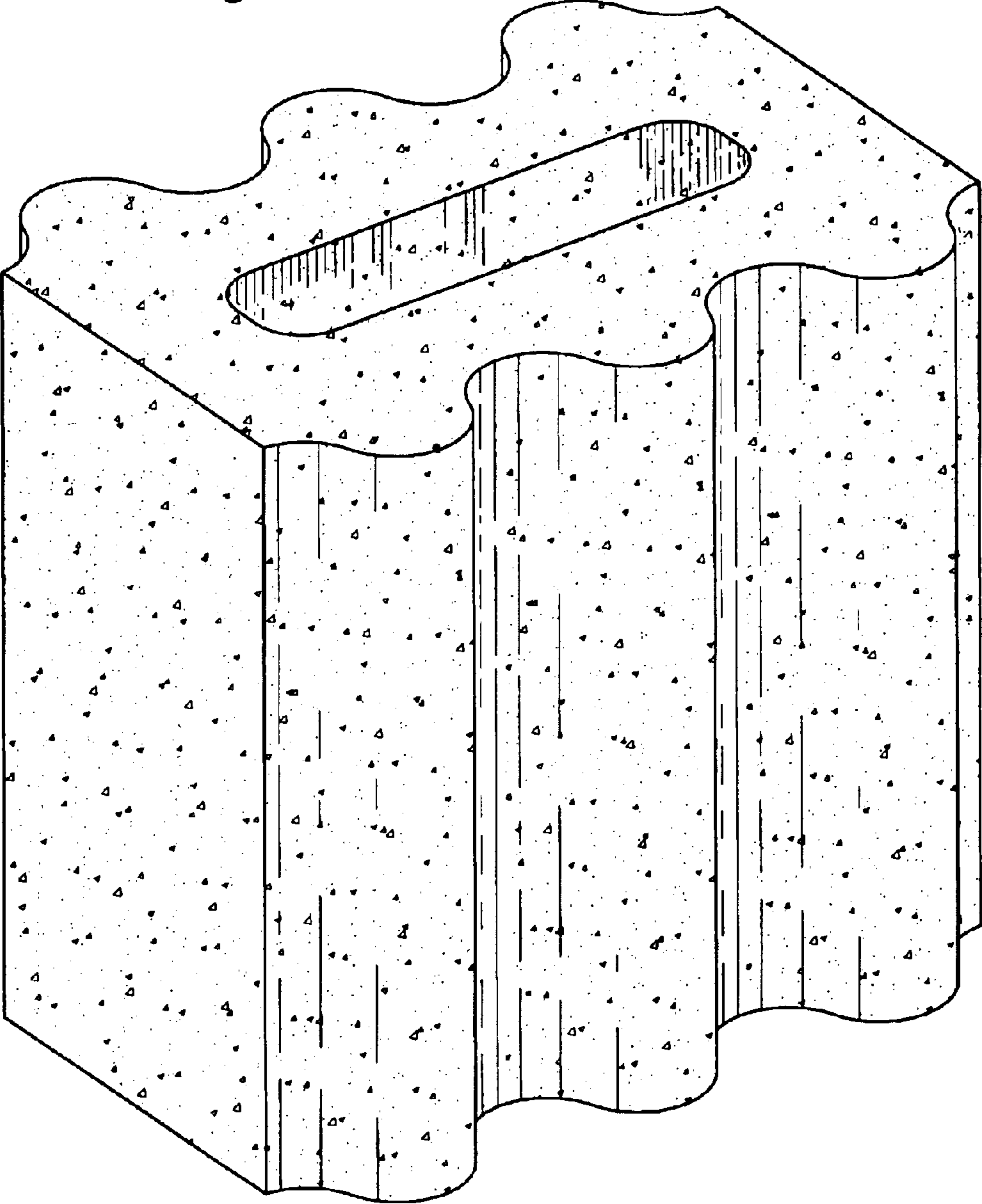


Fig 1






Fig 2




Fig 3




Fig 4




Fig 5

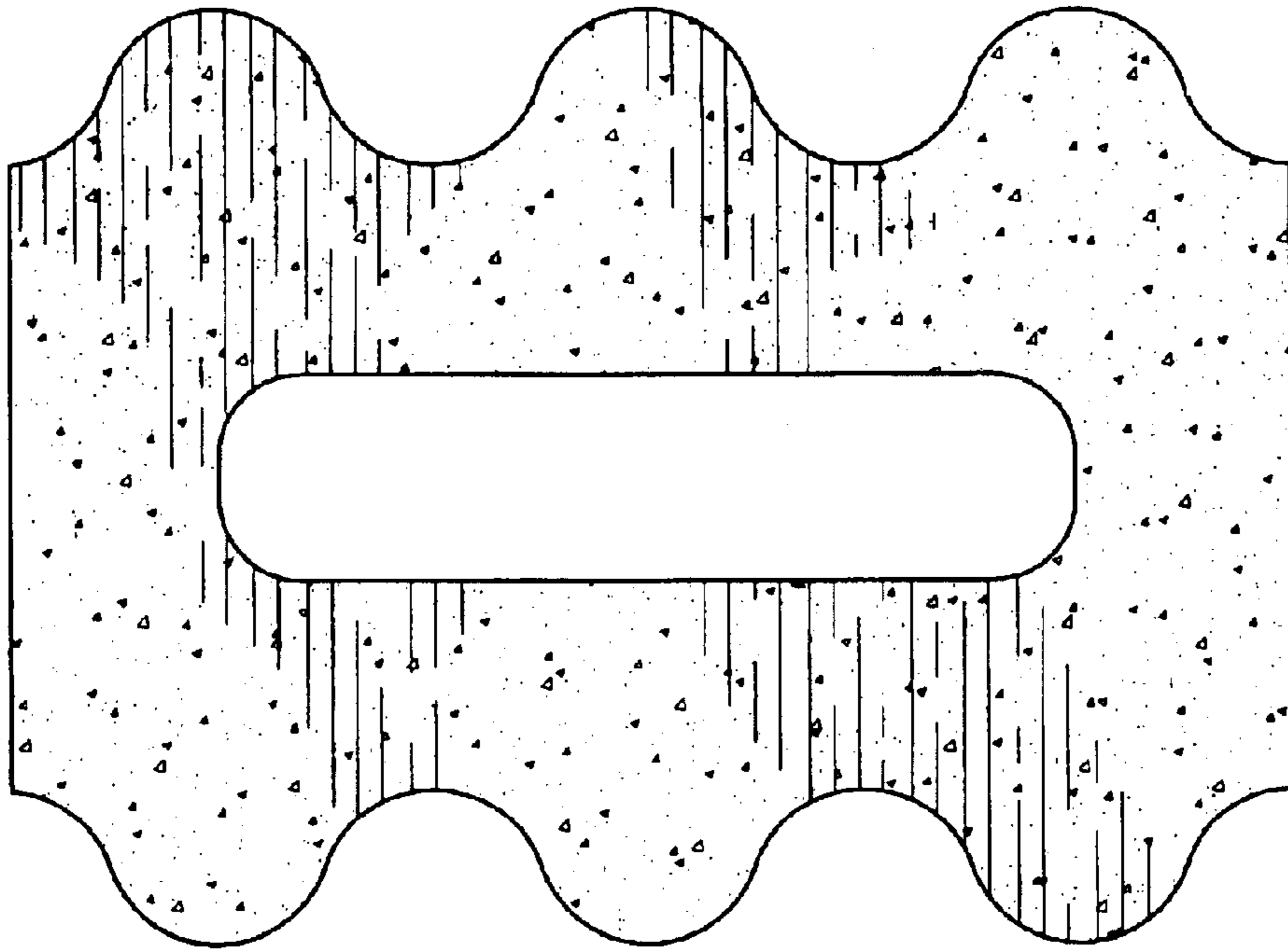


Fig 6

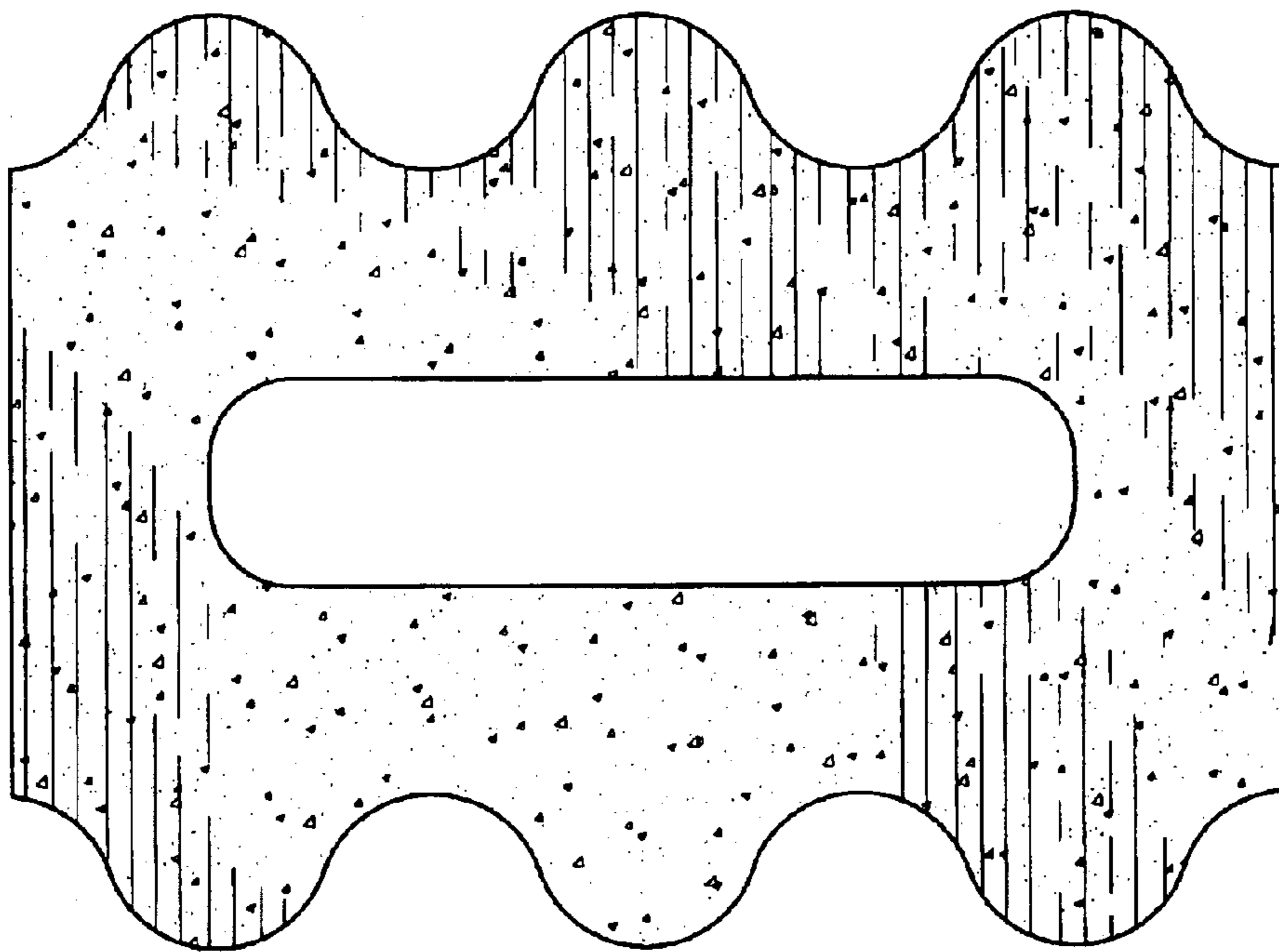


Fig 7