



US00D513075S

(12) **United States Design Patent**
Kokaisel

(10) **Patent No.:** **US D513,075 S**

(45) **Date of Patent:** **** Dec. 20, 2005**

(54) **SAMPLE PROCESSING DEVICE**

(75) **Inventor:** **Christopher R. Kokaisel, St. Paul, MN (US)**

(73) **Assignee:** **3M Innovative Properties Company, St. Paul, MN (US)**

(**) **Term:** **14 Years**

(21) **Appl. No.:** **29/192,200**

(22) **Filed:** **Oct. 20, 2003**

(51) **LOC (6) Cl.** **24-02**

(52) **U.S. Cl.** **D24/216; D24/225; D24/226**

(58) **Field of Search** 422/100, 99, 58, 422/82.05, 57, 102, 104, 68.1, 64; D24/216, 225, 226; D10/81; 436/180, 46, 174, 43, 177, 45; 204/403.1, 416, 409

2002/0114742 A1 * 8/2002 Takahashi et al. 422/102
2002/0137218 A1 * 9/2002 Mian et al. 436/45
2004/0121471 A1 * 6/2004 Dufresne et al. 422/82.05

FOREIGN PATENT DOCUMENTS

EP 0 693 560 A2 A3 1/1996
WO WO 97/21090 A1 6/1997
WO WO 99/67639 A1 12/1999
WO WO 00/40750 A1 7/2000
WO WO 00/50172 A1 8/2000
WO WO 00/50642 A1 8/2000
WO WO 00/69560 A1 11/2000

* cited by examiner

Primary Examiner—Ian Simmons

(57) **CLAIM**

The ornamental design for a sample processing device, as shown and described.

DESCRIPTION

FIG. 1 is a perspective view of a sample processing device showing the new design.

FIG. 2 is a top plan view thereof, wherein the bottom plan view (not shown) comprises a flat, featureless surface.

FIG. 3 is a side view taken from the right side of the device as depicted in FIG. 2, wherein the left side view is the same; and,

FIG. 4 is an end view taken from below the device as depicted in FIG. 2.

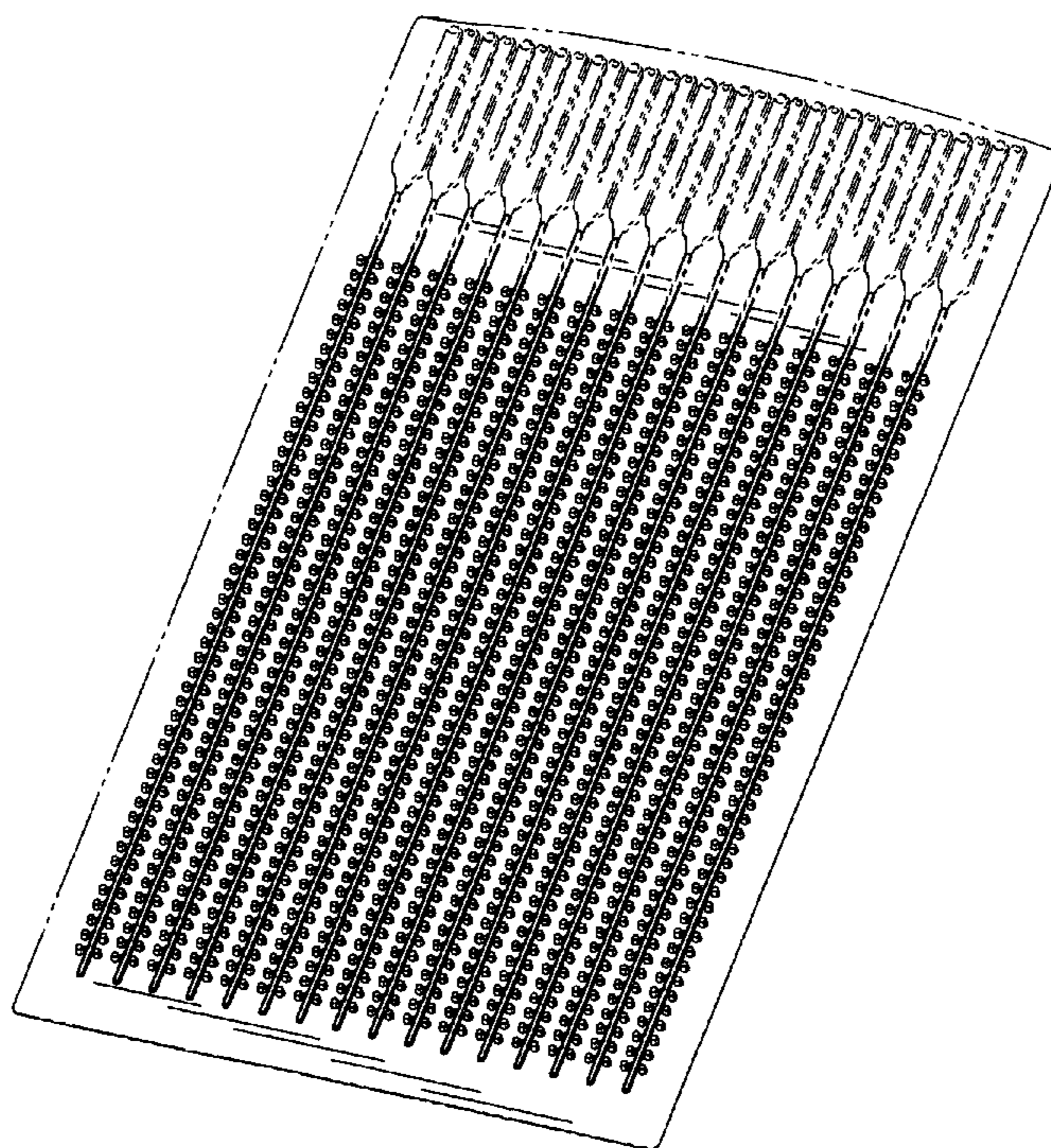
The features illustrated in broken lines in the figures do not form a part of the claimed invention.

(56) **References Cited**

U.S. PATENT DOCUMENTS

D243,542 S 3/1977 Fadler et al.
D243,543 S 3/1977 Fadler et al.
D254,687 S 4/1980 Fadler et al.
D382,647 S 8/1997 Staples et al.
5,700,695 A 12/1997 Yassinzadeh et al.
5,766,553 A 6/1998 Staples et al.
6,030,581 A 2/2000 Virtanen
6,046,021 A 4/2000 Bochner
6,303,389 B1 10/2001 Levin et al.
6,319,469 B1 * 11/2001 Mian et al. 422/64
D463,570 S * 9/2002 Bedingham et al. D24/216
2002/0048533 A1 * 4/2002 Harms et al. 422/99
2002/0064885 A1 * 5/2002 Bedingham et al. 436/174

1 Claim, 2 Drawing Sheets



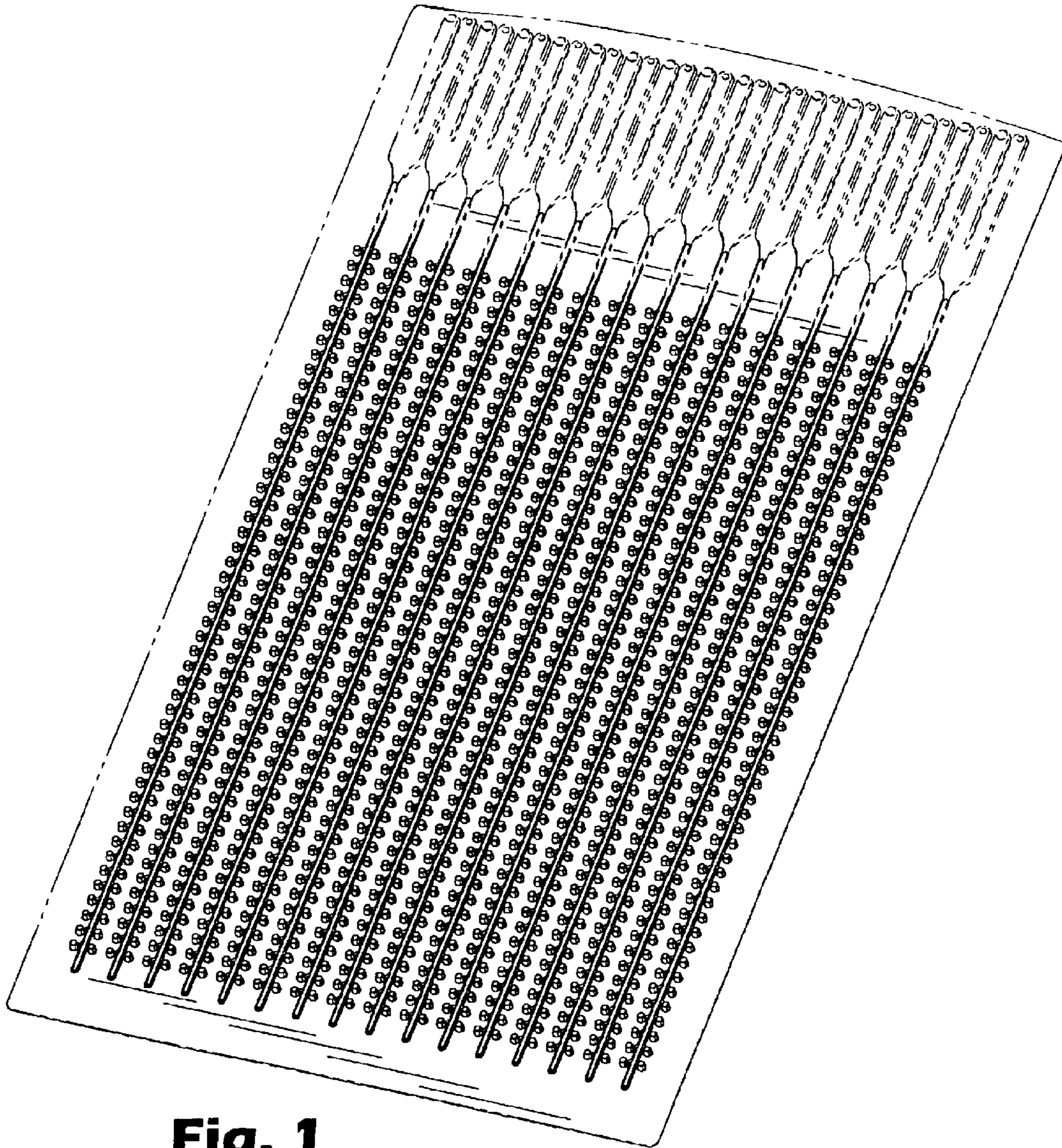


Fig. 1



Fig. 4




Fig. 2



Fig. 3