



US00D513064S

(12) **United States Design Patent**
Zetsche

(10) **Patent No.:** **US D513,064 S**

(45) **Date of Patent:** **** Dec. 20, 2005**

(54) **COMBINED FAUCET AND BOWL**

(75) **Inventor:** **Reinhard Zetsche, München (DE)**

(73) **Assignee:** **Hansa Metallwerke AG (DE)**

(**) **Term:** **14 Years**

(21) **Appl. No.:** **29/202,021**

(22) **Filed:** **Mar. 24, 2004**

(51) **LOC (6) Cl. 23-02**

(52) **U.S. Cl. D23/291; D23/238; D23/292**

(58) **Field of Search D23/238, 250-255,
D23/284-292; 4/625, 626**

D430,274 S * 8/2000 Marshall D23/284
D437,632 S * 2/2001 Fleischmann D23/254
D443,921 S * 6/2001 Tolosa D23/252
D455,476 S * 4/2002 Ferrer Beltran D23/293.1
6,394,133 B1 5/2002 Knapp

* cited by examiner

Primary Examiner—Louis S. Zarfes

Assistant Examiner—Gregory Andoll

(74) *Attorney, Agent, or Firm*—Factor & Lake

(57) **CLAIM**

The ornamental design for a combined faucet and bowl, as shown and described.

DESCRIPTION

FIG. 1 is a perspective view of the combined faucet and bowl, showing a new ornamental design thereof;

FIG. 2 is a top plan view thereof;

FIG. 3 is a first side elevational view thereof;

FIG. 4 is a second side elevational view thereof;

FIG. 5 is a third side elevational view thereof;

FIG. 6 is a fourth side elevational view thereof; and,

FIG. 7 is a bottom plan view thereof.

The appearance of the bowl portion of the combined faucet and bowl, as shown in FIGS. 1-7, is optically transparent. Further, the appearance of the rim of the bowl portion of the combined faucet and bowl, as shown in FIGS. 1-7, is optically opaque.

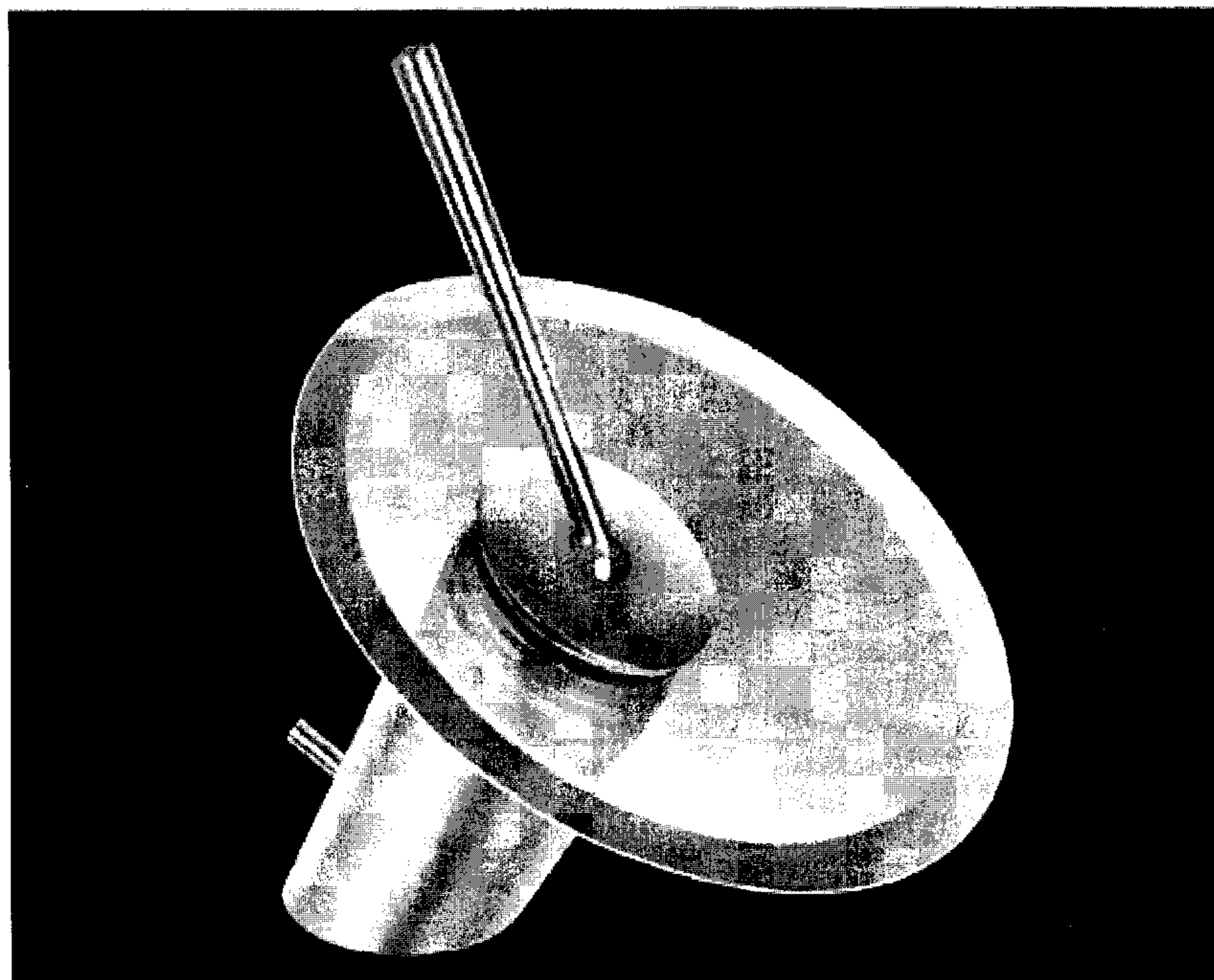
Any broken line showing of environmental structure in FIG. 7 is for illustrative purposes only and forms no part of the claimed design. The surfaces within the largest broken line circle do not form part of the claimed design.


1 Claim, 7 Drawing Sheets


(56) **References Cited**

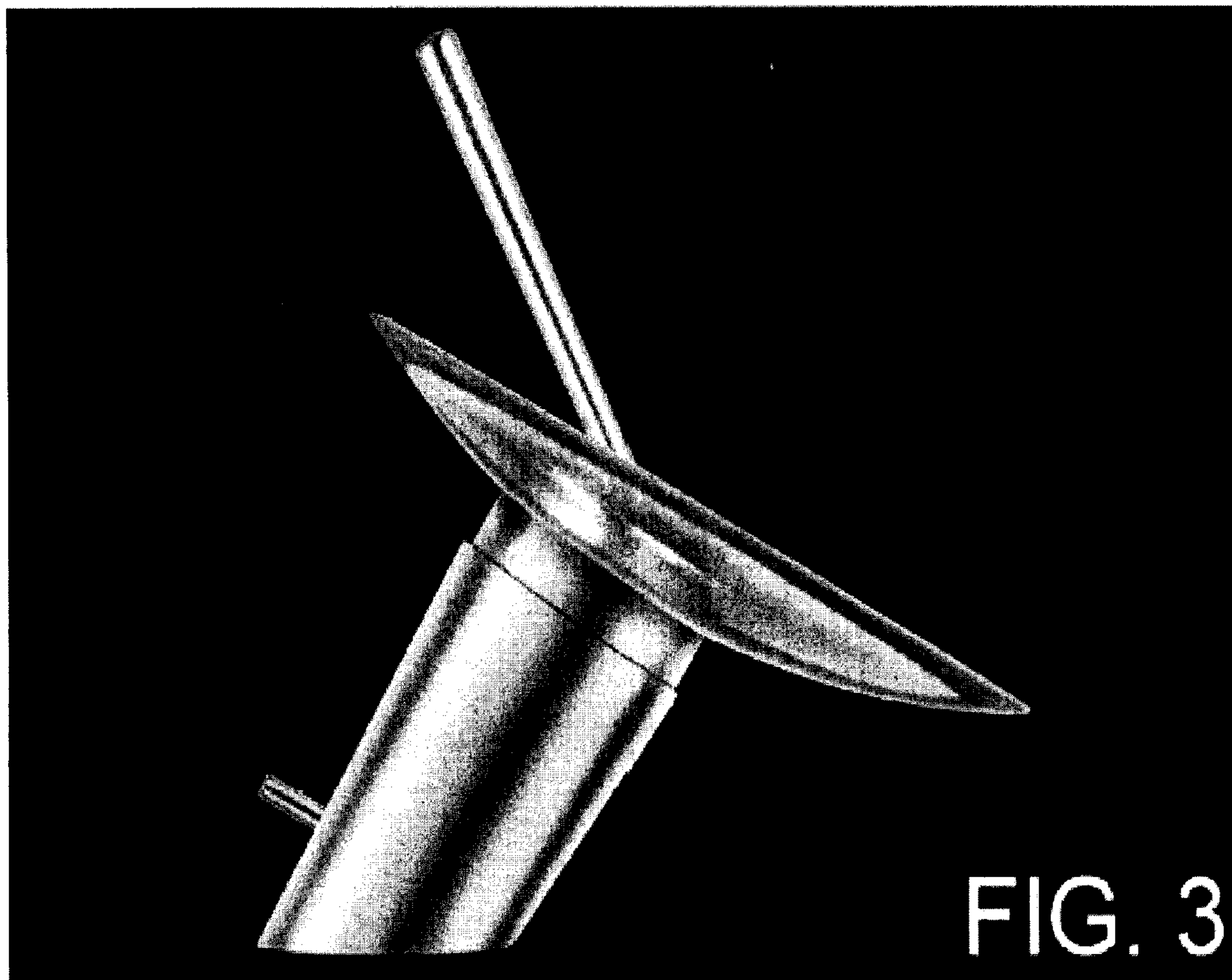
U.S. PATENT DOCUMENTS


149,520 A	*	4/1874	Potter	4/626
367,762 A		8/1887	Murphy		
1,067,443 A		1/1913	Schughart		
1,085,120 A		1/1914	Gibbs		
D150,521 S	*	8/1948	Stevens	D23/286
2,712,962 A		12/1955	Goddard		
3,462,085 A		12/1969	Nugarus		
3,756,515 A		9/1973	Arnold		
3,811,621 A		5/1974	Augustine		
4,219,161 A		8/1980	Freissle		
D313,836 S		1/1991	Knapp		
D315,397 S		3/1991	Campbell		
5,253,811 A		10/1993	Sieth		
5,309,581 A		5/1994	Lockwood et al.		
D353,882 S	*	12/1994	Buzby	D23/271
5,390,896 A		2/1995	Smirl		
5,893,179 A		4/1999	Johnson		
5,954,877 A		9/1999	Hayes		
D419,221 S	*	1/2000	Lobermeier	D23/254

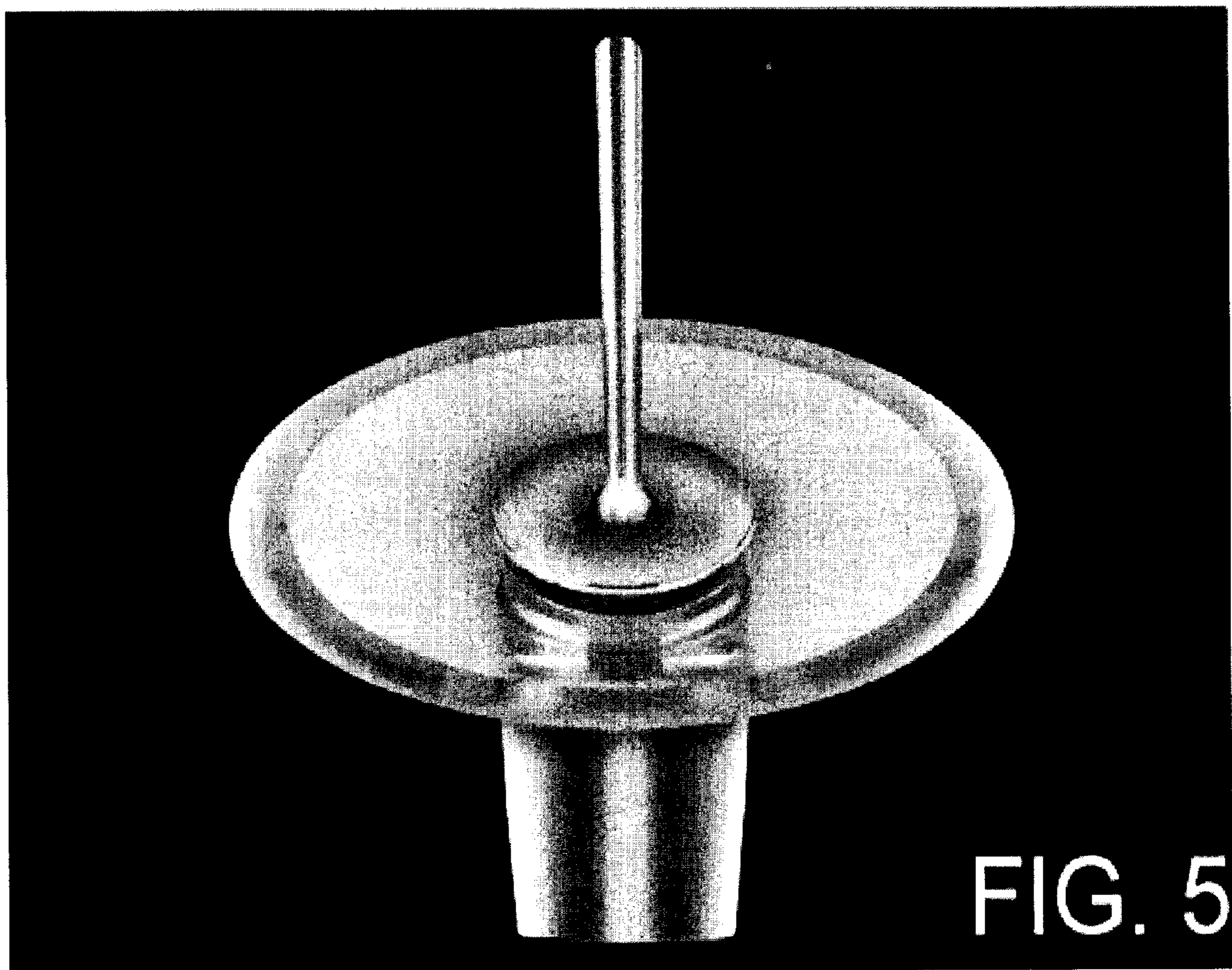


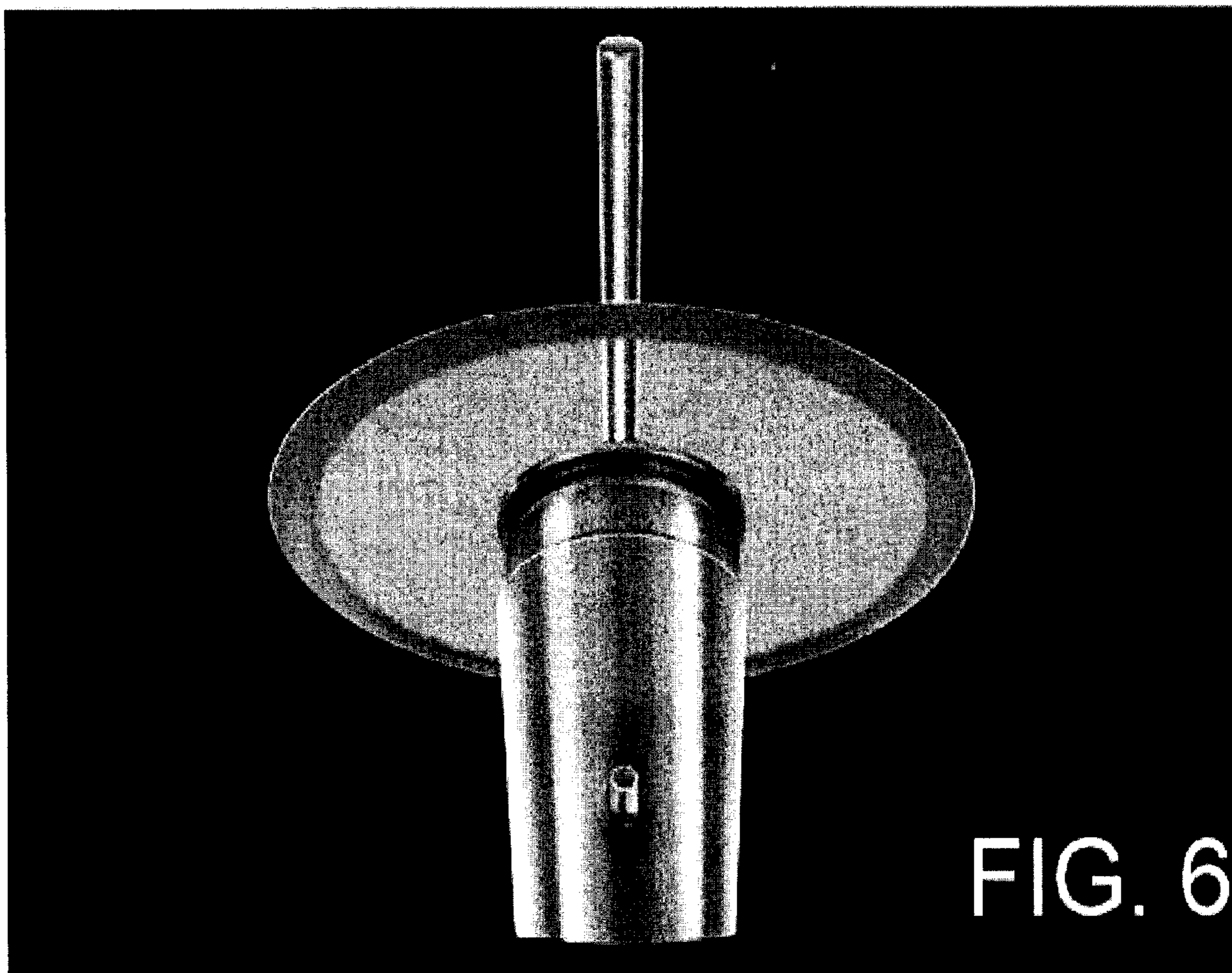


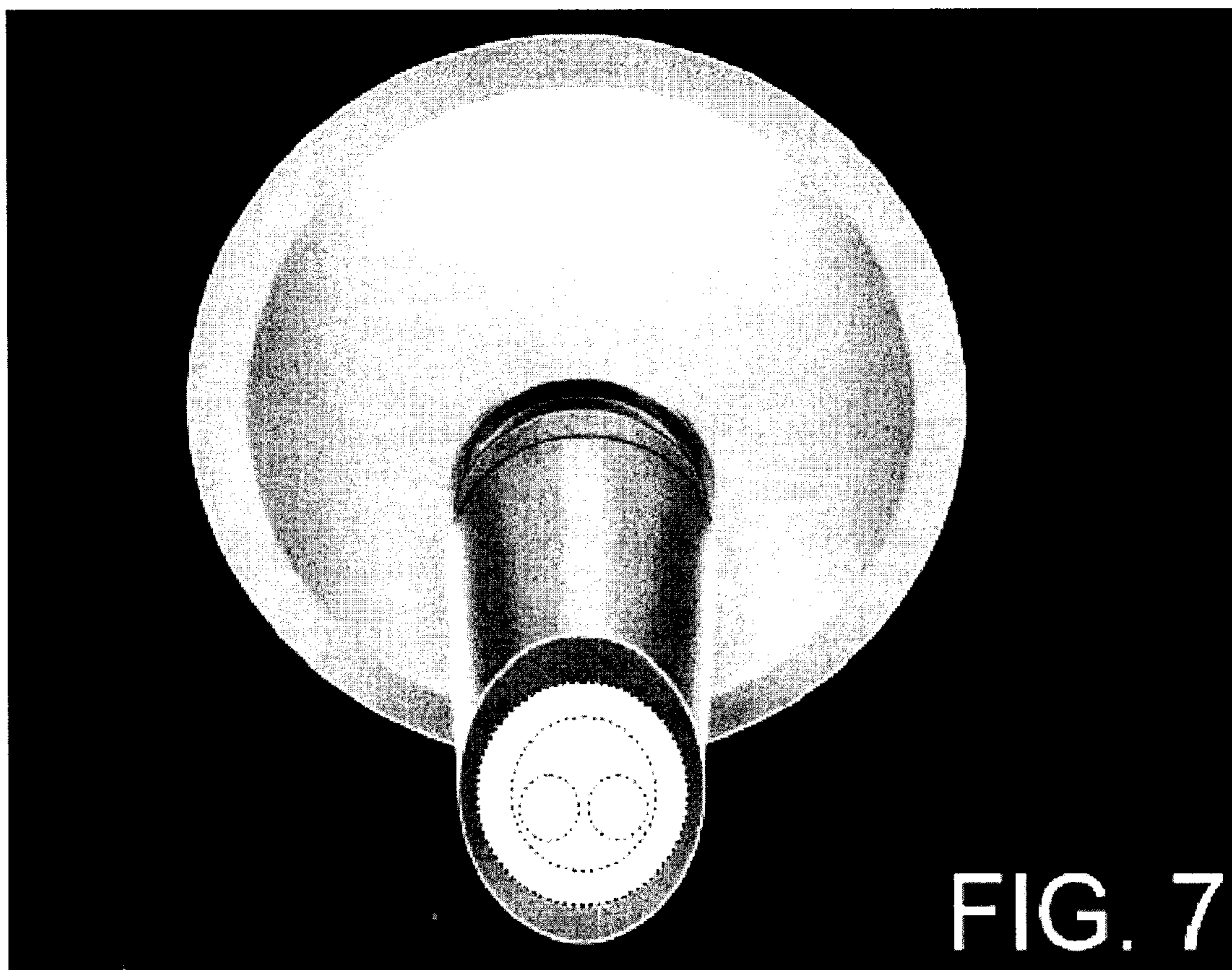












UNITED STATES PATENT AND TRADEMARK OFFICE
CERTIFICATE OF CORRECTION

PATENT NO. : Des. 513,064 S
APPLICATION NO. : 29/202021
DATED : December 20, 2005
INVENTOR(S) : Reinhard Zetsche

Page 1 of 1

It is certified that error appears in the above-identified patent and that said Letters Patent is hereby corrected as shown below:

Title page, item 56, Col. 1;

In the Reference Cited section:

Patent No. 2,712,962 issued July 12, 1955
= 07/1955;

Patent No. 3,462,085 issued August 19, 1969
= 08/1969.

Signed and Sealed this

Twenty-ninth Day of August, 2006

A handwritten signature in black ink on a dotted background. The signature reads "Jon W. Dudas" in a cursive style.

JON W. DUDAS

Director of the United States Patent and Trademark Office