



US00D513052S

(12) **United States Design Patent**  
**Tuerschmann et al.**

(10) **Patent No.:** **US D513,052 S**

(45) **Date of Patent:** **\*\* Dec. 20, 2005**

(54) **GOLF CLUB FACE**

D437,376 S 2/2001 Solheim  
D437,904 S 2/2001 Galloway et al.  
D443,323 S 6/2001 Solheim  
D487,126 S 2/2004 Sanchez et al.  
D487,787 S 3/2004 Cleveland et al.

(75) Inventors: **Gary L. Tuerschmann**, Phoenix, AZ (US); **Eric V. Cole**, Peoria, AZ (US); **John A. Solheim**, Phoenix, AZ (US)

(73) Assignee: **Karsten Manufacturing Corporation**, Phoenix, AZ (US)

*Primary Examiner*—Mitchell Siegel  
(74) *Attorney, Agent, or Firm*—Darrell F. Marquette

(\*\*) Term: **14 Years**

(57) **CLAIM**

(21) Appl. No.: **29/219,831**

The ornamental design for a golf club face, as shown and described.

(22) Filed: **Dec. 21, 2004**

**Related U.S. Application Data**

**DESCRIPTION**

(62) Division of application No. 29/186,080, filed on Jul. 8, 2003, now Pat. No. Des. 503,761.

FIG. 1 is a perspective view of a golf club face showing our new design; and,

(51) **LOC (6) Cl.** ..... **21-02**

FIG. 2 is a front elevational view of the golf club face shown in FIG. 1.

(52) **U.S. Cl.** ..... **D21/759**

(58) **Field of Search** ..... D21/733, 752, D21/759; 473/324–331, 343–346

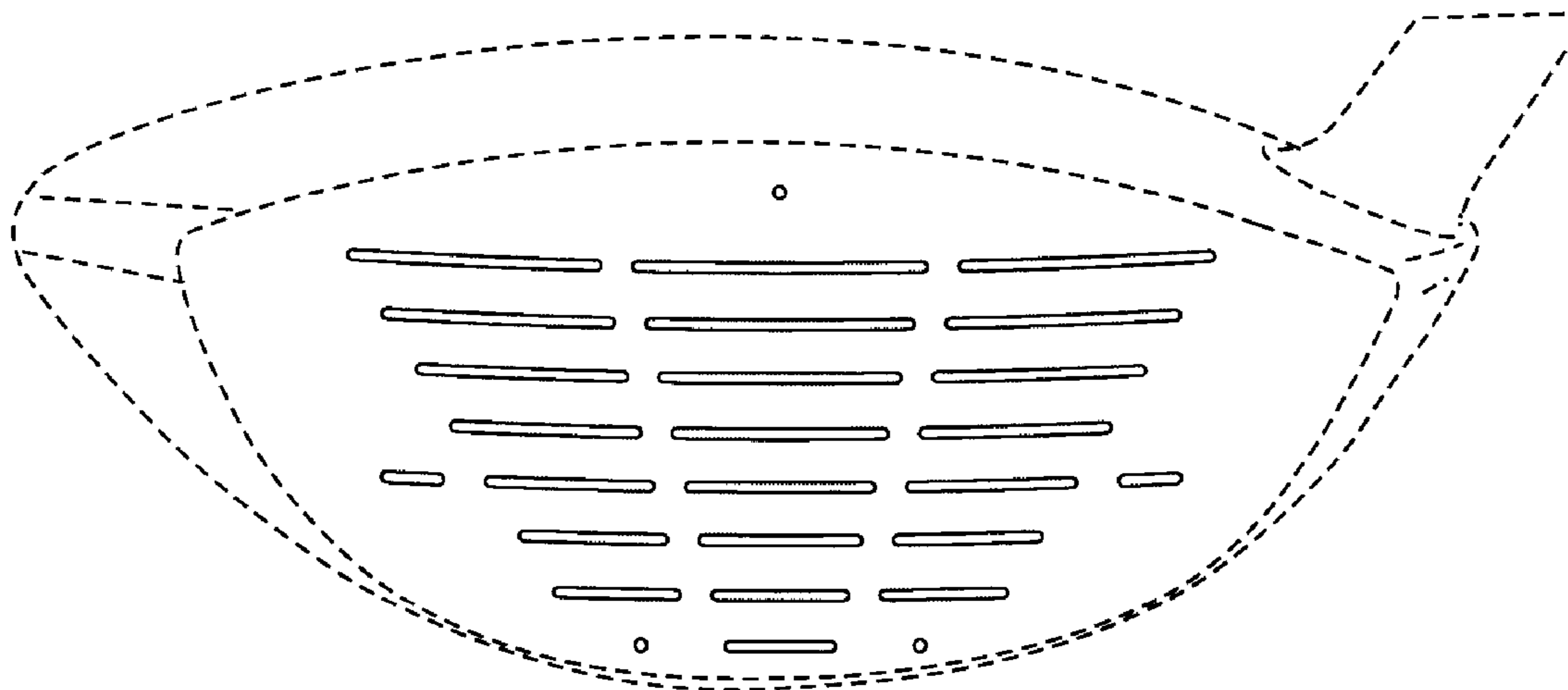
The broken line showing of other portions of a golf club head is for illustrative purposes only and forms no part of the claimed design.

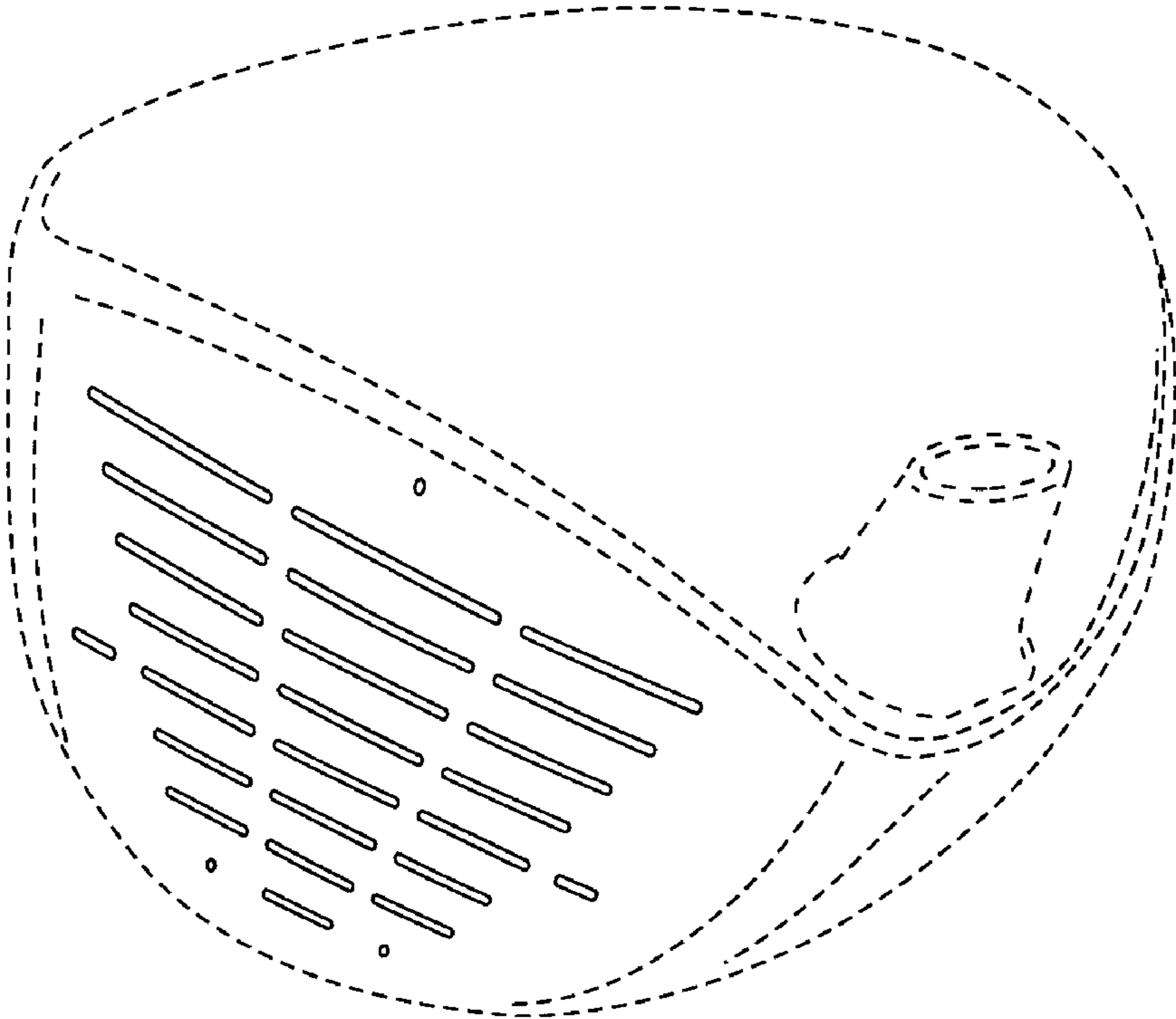
(56) **References Cited**

**U.S. PATENT DOCUMENTS**

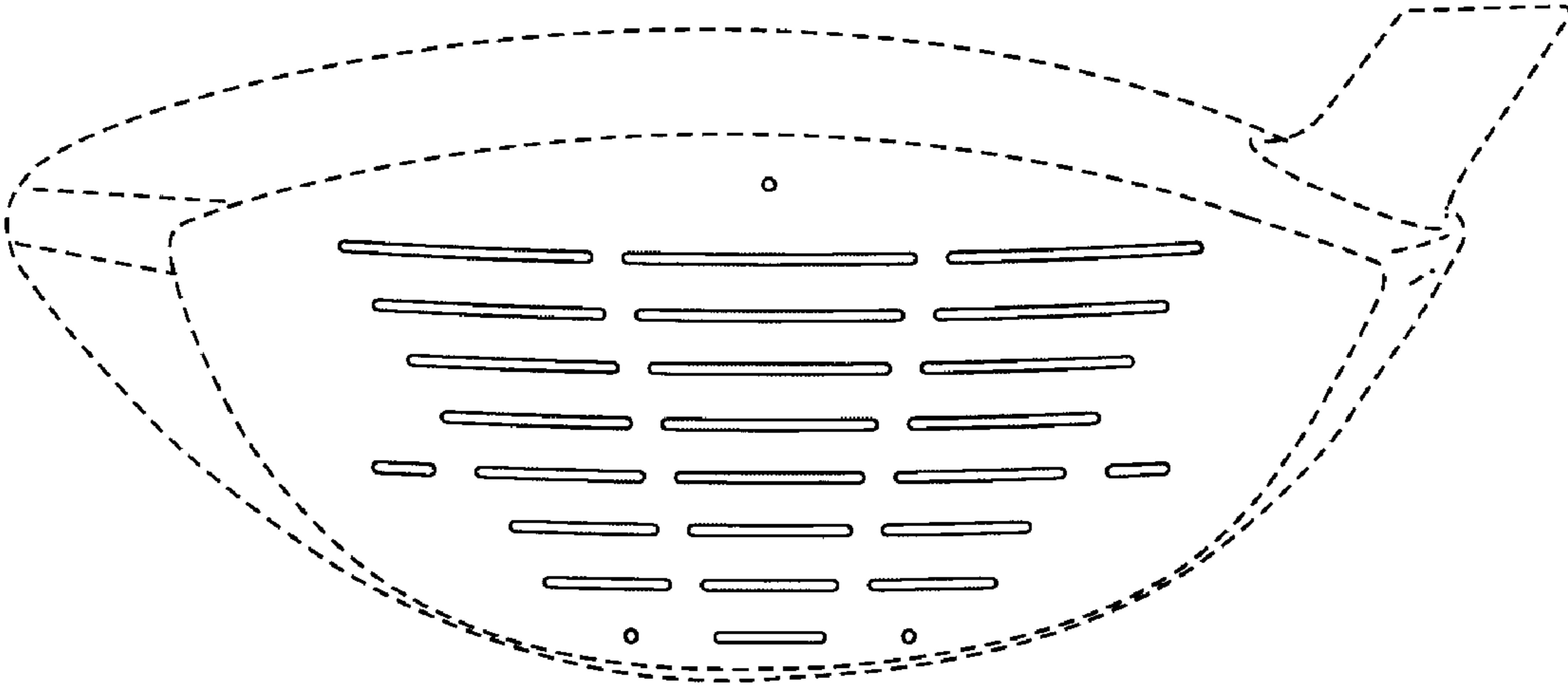
D405,492 S 2/1999 Kubica

**1 Claim, 1 Drawing Sheet**





*Fig. 1*



*Fig. 2*