



US00D513050S

(12) **United States Design Patent** (10) **Patent No.:** **US D513,050 S**  
**Grimaldo** (45) **Date of Patent:** **\*\* Dec. 20, 2005**

(54) **GOLF CLUB HEAD**

(75) Inventor: **Sam Grimaldo**, Newbury Park, CA (US)

(73) Assignee: **Sammy G Enterprises, LLC**, Newbury Park, CA (US)

(\*\*) Term: **14 Years**

(21) Appl. No.: **29/208,187**

(22) Filed: **Jun. 24, 2004**

(51) **LOC (6) Cl.** ..... **21-02**

(52) **U.S. Cl.** ..... **D21/743**

(58) **Field of Search** ..... D21/736-746;  
473/324-331, 251-256, 340, 341

(56) **References Cited**

**U.S. PATENT DOCUMENTS**

D203,512 S	1/1966	Solheim	
4,199,144 A	4/1980	Skelly	
4,655,459 A	4/1987	Antonious	
4,762,324 A	8/1988	Anderson	
4,915,385 A	4/1990	Anderson	
5,344,151 A	9/1994	Anderson et al.	
5,388,827 A	2/1995	Reynolds, Jr.	
5,437,447 A	8/1995	Rigutto	
D367,305 S	* 2/1996	Myers	D21/742
5,518,235 A	5/1996	Mendenhall	
5,533,725 A	7/1996	Reynolds, Jr.	
5,690,562 A	11/1997	Sturm	
D395,692 S	6/1998	Butler	
D436,638 S	* 1/2001	Carrier	D21/744
6,244,972 B1	6/2001	Drossos	
6,348,014 B1	2/2002	Chiu	
D456,055 S	* 4/2002	Yerelian	D21/736
D456,472 S	* 4/2002	Yerelian	D21/736
2003/0162599 A1	8/2003	Klein	

**OTHER PUBLICATIONS**

Apr. 19, 2004 Printout of web page at [http://www.carbite-golf.com/rh\\_overview.php](http://www.carbite-golf.com/rh_overview.php) (p. 1).

Apr. 19, 2004 Printout of web page at [http://www.golfsmith.com/search\\_display.php?pn=3&ns=Y&fcst=GSI\\_WEB&cat=280553&ob=S&vt=TA](http://www.golfsmith.com/search_display.php?pn=3&ns=Y&fcst=GSI_WEB&cat=280553&ob=S&vt=TA) . . . (pp. 1-2).

Apr. 19, 2004 Printout of web page at [http://www.golfsmith.com/search\\_display.php?pn=4&ns=Y&fcst=GSI\\_WEB&cat=280553&ob=S&vt=TA](http://www.golfsmith.com/search_display.php?pn=4&ns=Y&fcst=GSI_WEB&cat=280553&ob=S&vt=TA) . . . (p. 1).

Apr. 19, 2004 Printout of web page at [http://www.golfsmith.com/search\\_display.php?pn=2&ns=Y&fcst=GSI\\_WEB&cat=280553&ob=S&vt=TA](http://www.golfsmith.com/search_display.php?pn=2&ns=Y&fcst=GSI_WEB&cat=280553&ob=S&vt=TA) . . . (pp. 1-2).

Apr. 19, 2004 Printout of web page at [http://www.golfsmith.com/search\\_display.php?ob=M&ns=Y&cat=280553&tcode=cj\\_putters](http://www.golfsmith.com/search_display.php?ob=M&ns=Y&cat=280553&tcode=cj_putters) (pp. 1-2).

Apr. 19, 2004 Printout of web page at [http://www.diamond-tour.com/index.php?cPath=30\\_32](http://www.diamond-tour.com/index.php?cPath=30_32) (pp. 1-3).

Apr. 19, 2004 Printout of web page at [http://www.diamond-tour.com/index.php?cPath=30\\_31&gtse=goto&gtkw=golf+putter](http://www.diamond-tour.com/index.php?cPath=30_31&gtse=goto&gtkw=golf+putter) (pp. 1-2).

\* cited by examiner

*Primary Examiner*—Mitchell Siegel  
(74) *Attorney, Agent, or Firm*—Mitchell Silberberg & Knupp LLP

(57) **CLAIM**

The ornamental design for a golf club head, as shown and described.

**DESCRIPTION**

FIG. 1 is a top rear perspective view of a golf club head according to the present invention.

FIG. 2 is a top plan view of the golf club head.

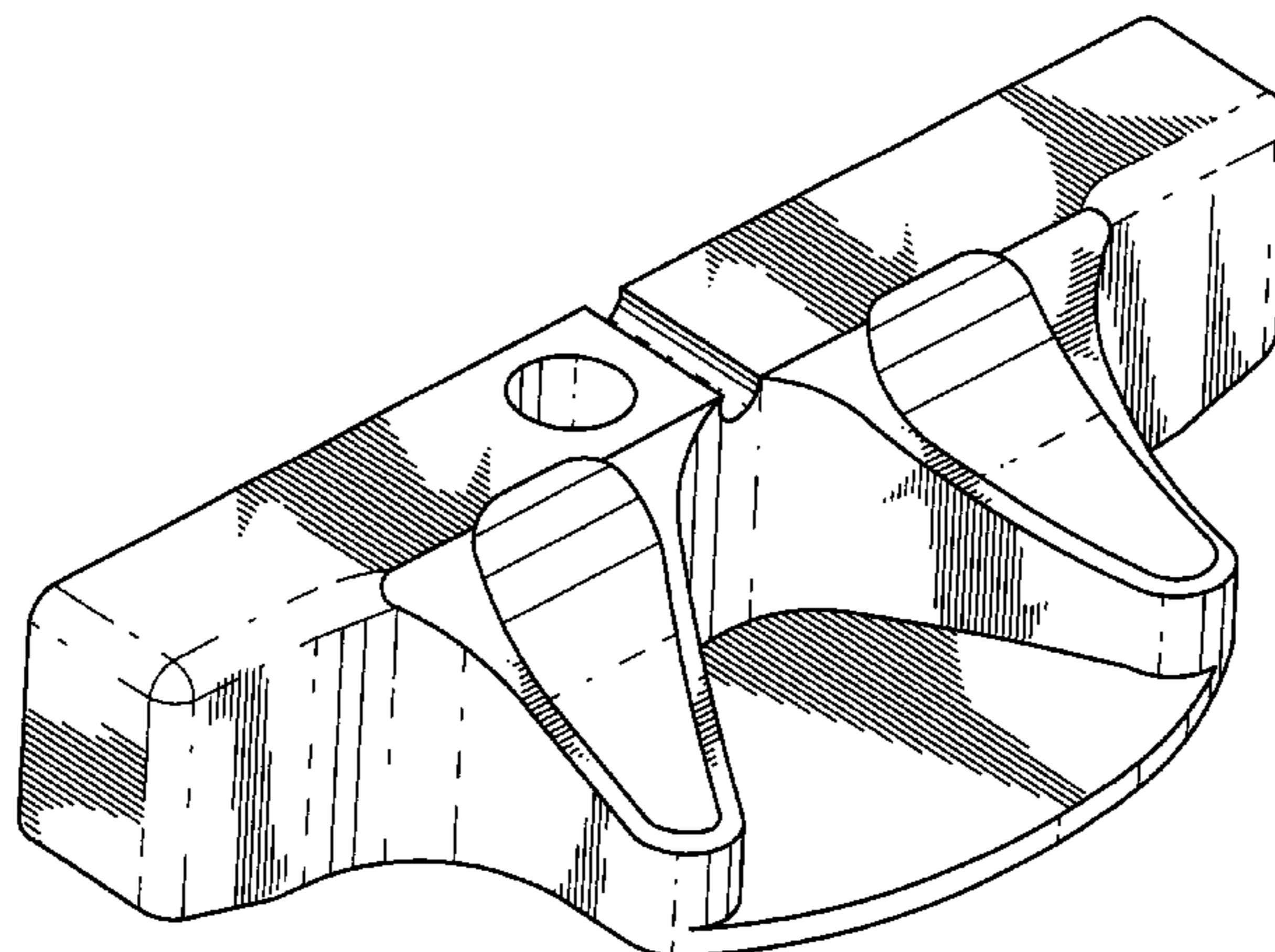
FIG. 3 is a bottom plan view of the golf club head.

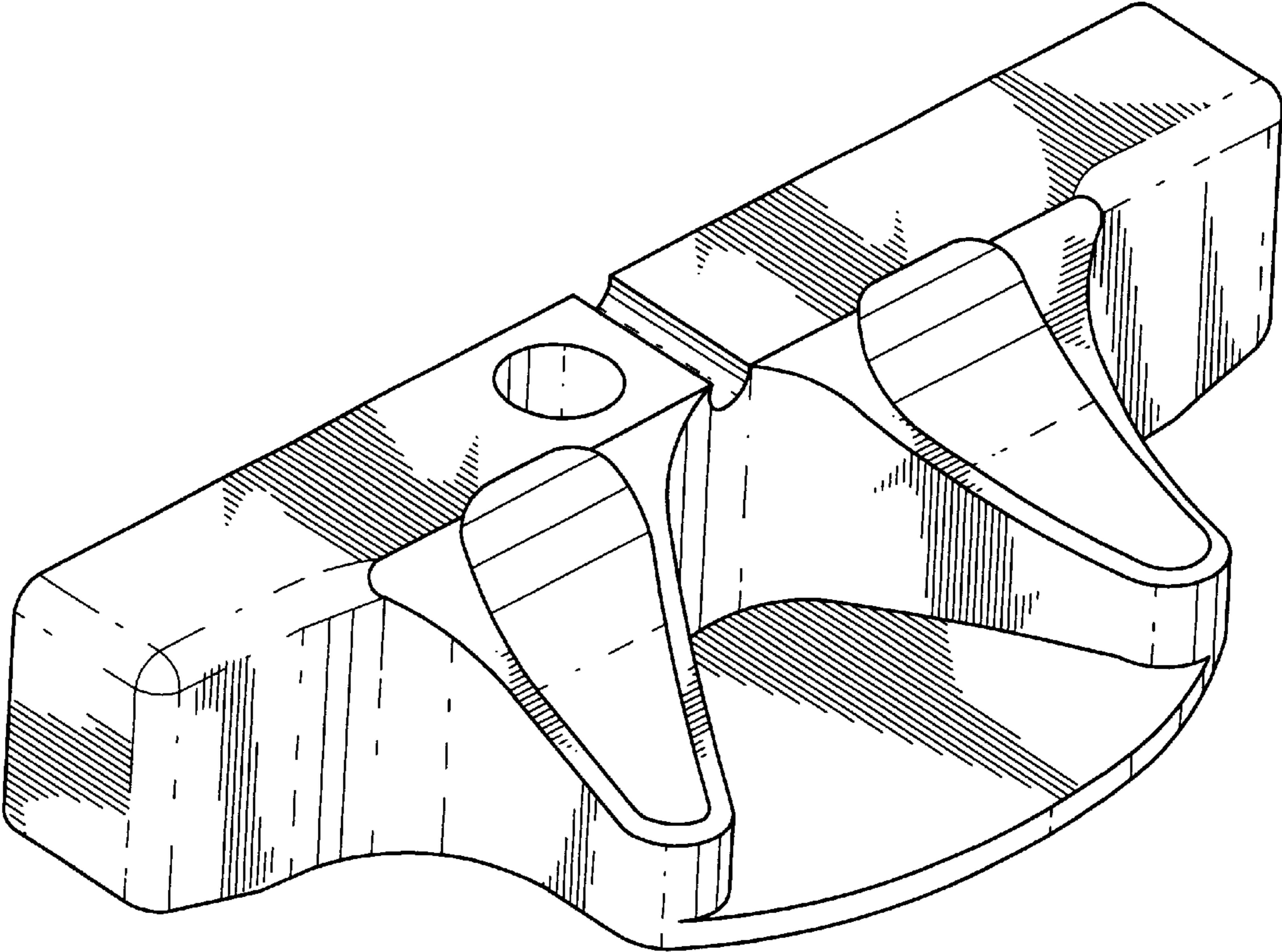
FIG. 4 is a rear elevational view of the golf club head.

FIG. 5 is a front elevational view of the golf club head; and,

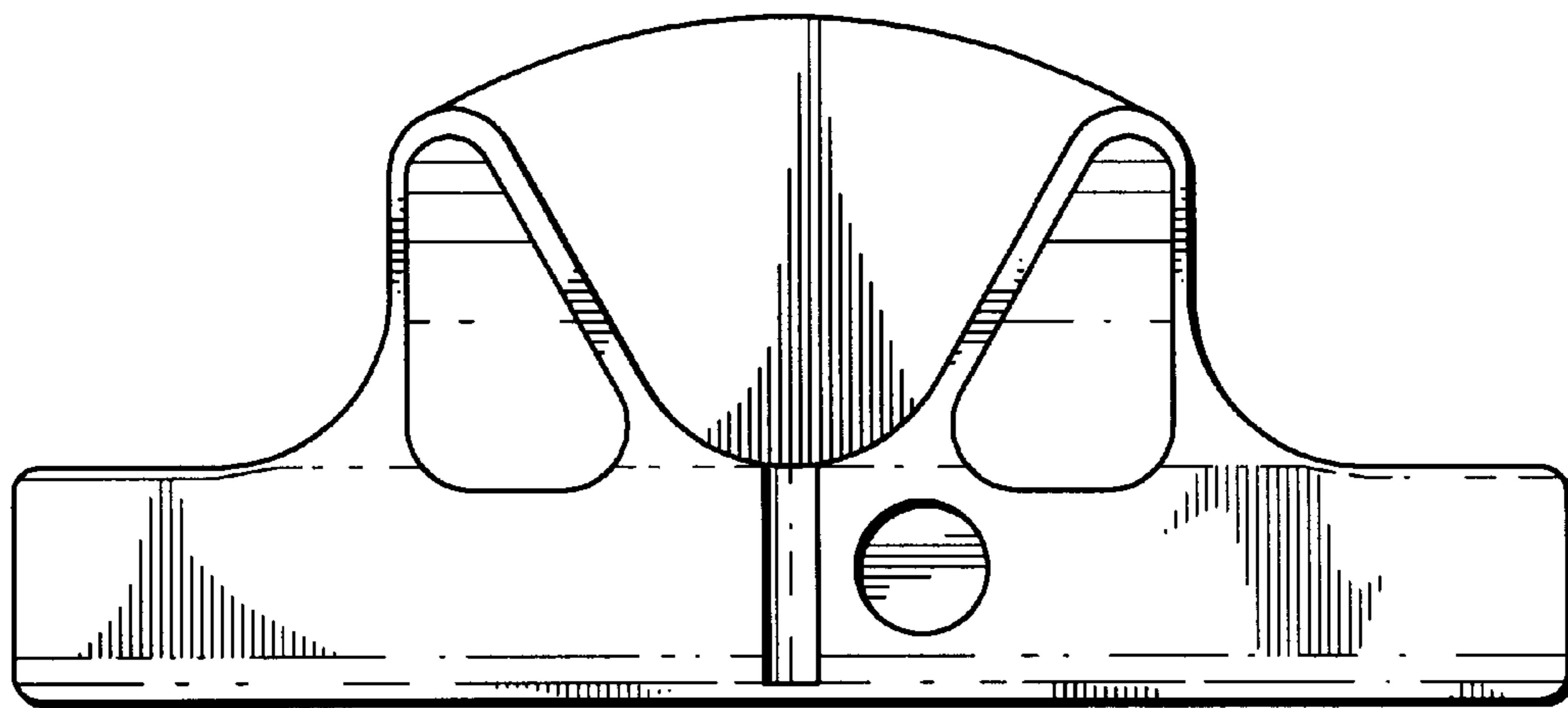
FIG. 6 is a left side elevational view of the golf club head.

**1 Claim, 3 Drawing Sheets**

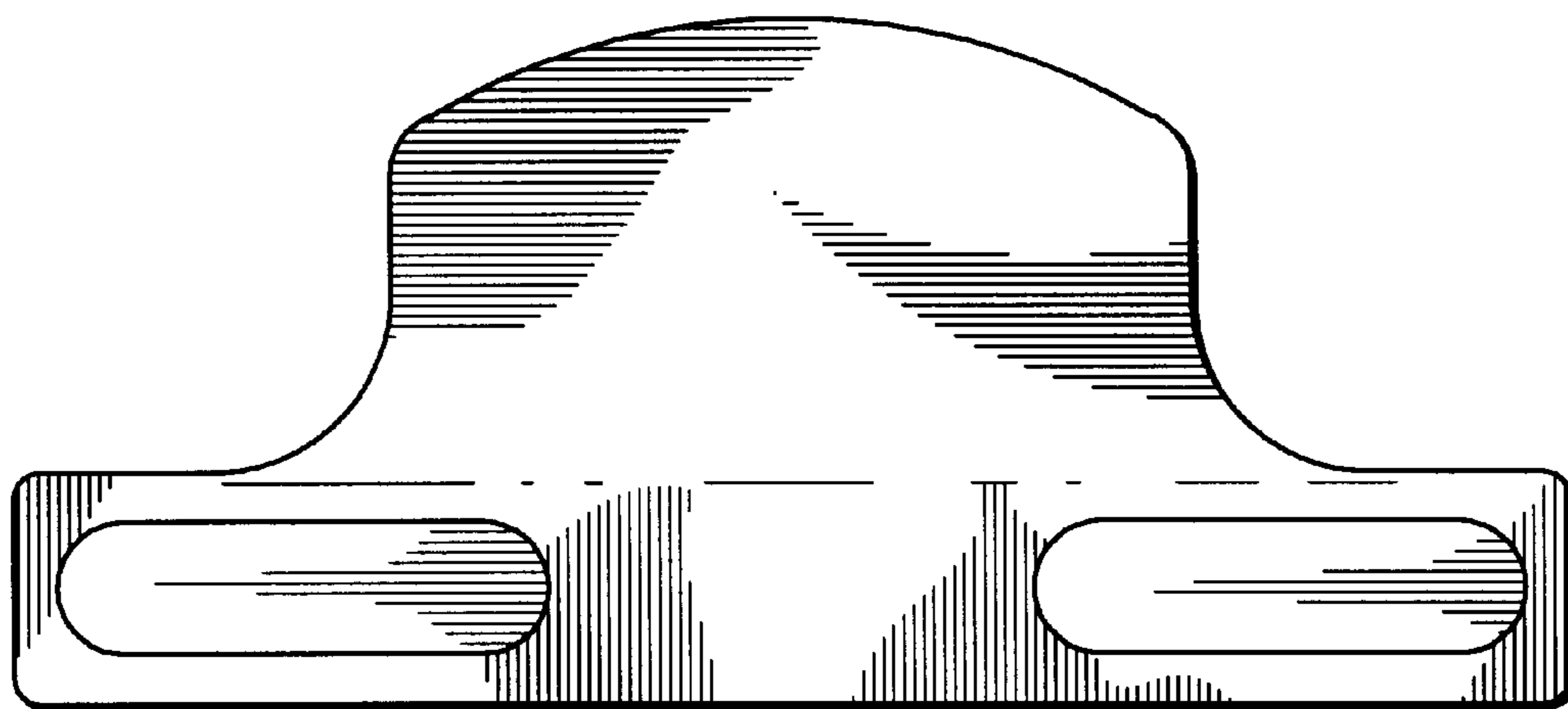




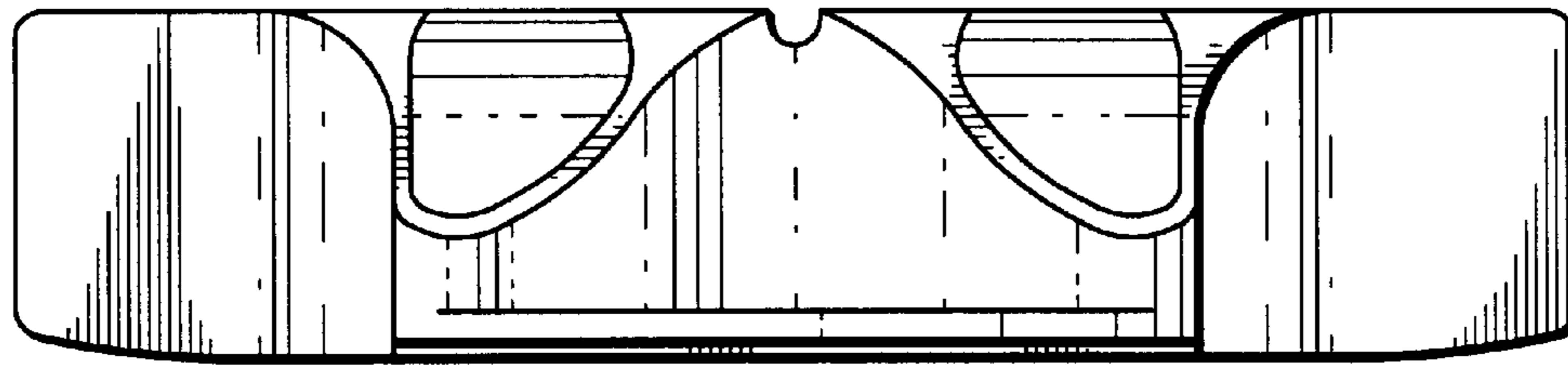
*FIG. 1*



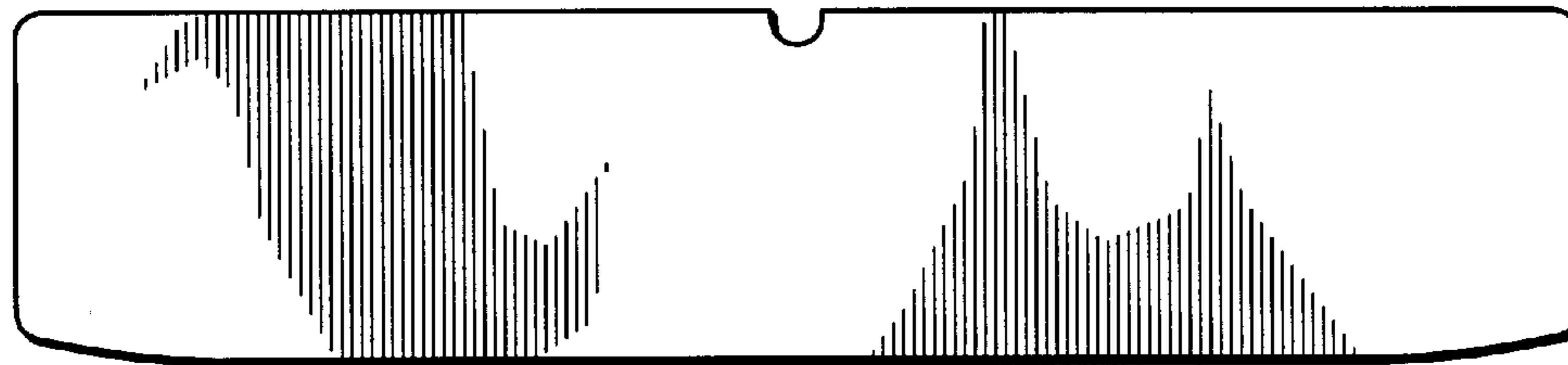
*FIG. 2*



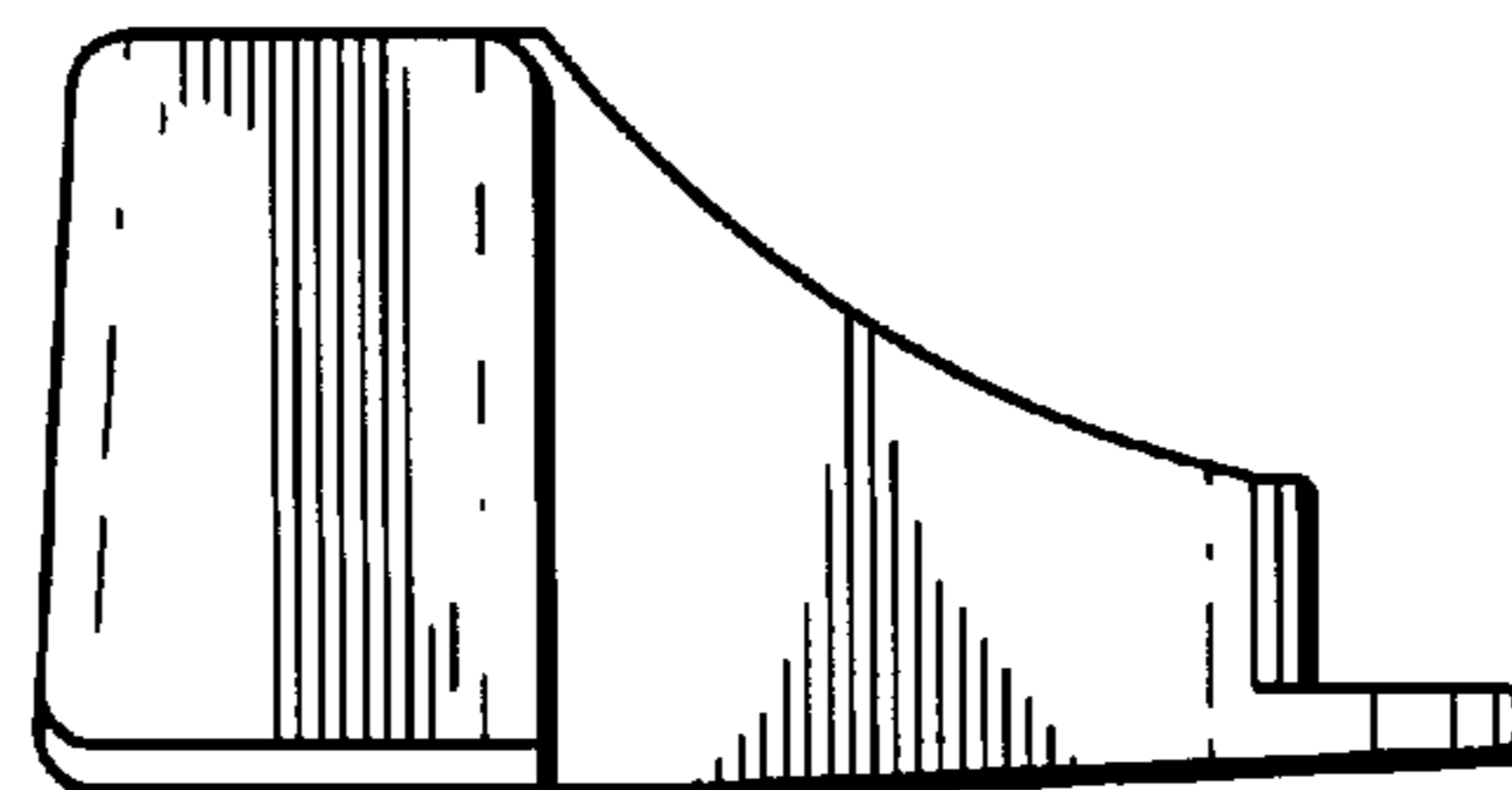
*FIG. 3*



*FIG. 4*



*FIG. 5*



*FIG. 6*