



US00D513037S

(12) **United States Design Patent**  
**Faber**

(10) **Patent No.:** **US D513,037 S**

(45) **Date of Patent:** **\*\* Dec. 20, 2005**

(54) **PRINTER STAMP**

2005/0061175 A1 \* 3/2005 Sculler ..... 101/333

(75) **Inventor:** **Ernst Faber, Weis (AT)**

**FOREIGN PATENT DOCUMENTS**

(73) **Assignee:** **Colop Stempelerzeugung Skopek GmbH, Weis (AT)**

GB 2032383 \* 11/1993  
GB 2102516 \* 7/2001  
GB 3011865 \* 4/2003

(\*\*) **Term:** **14 Years**

\* cited by examiner

(21) **Appl. No.:** **29/225,000**

*Primary Examiner*—Charles A. Rademaker

(22) **Filed:** **Mar. 9, 2005**

(74) *Attorney, Agent, or Firm*—Abelman, Frayne & Schwab

(30) **Foreign Application Priority Data**

(57) **CLAIM**

Sep. 9, 2004 (AT) ..... MU 1421/2004

The ornamental design for a printer stamp, as shown and described.

(51) **LOC (6) Cl.** ..... **19-02**

(52) **U.S. Cl.** ..... **D18/15**

(58) **Field of Search** ..... D18/14, 15, 16,  
D18/17, 19, 99; 101/327, 333, 334, 368,  
371, 379, 405; 118/264, 268

**DESCRIPTION**

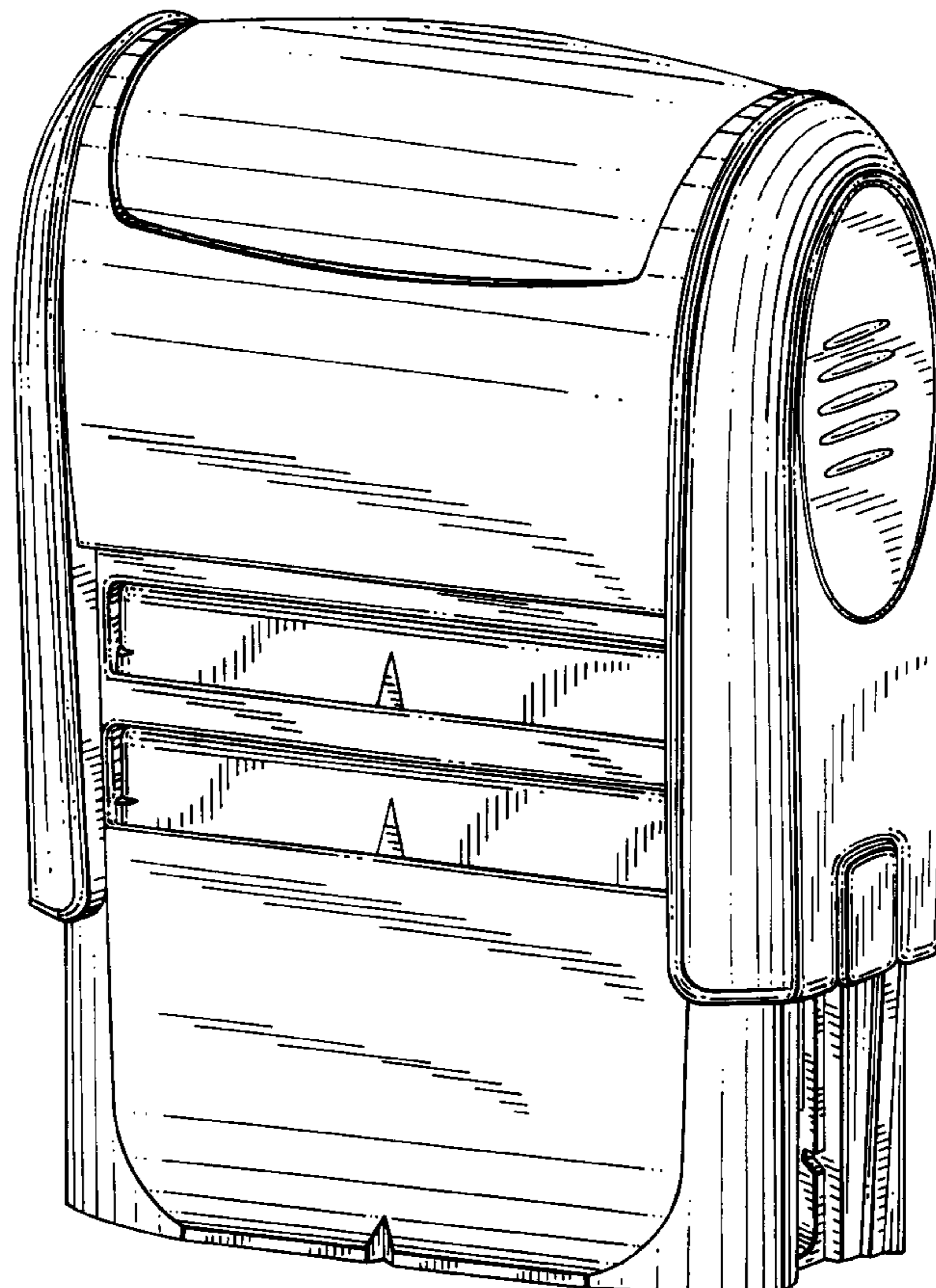
(56) **References Cited**

**U.S. PATENT DOCUMENTS**

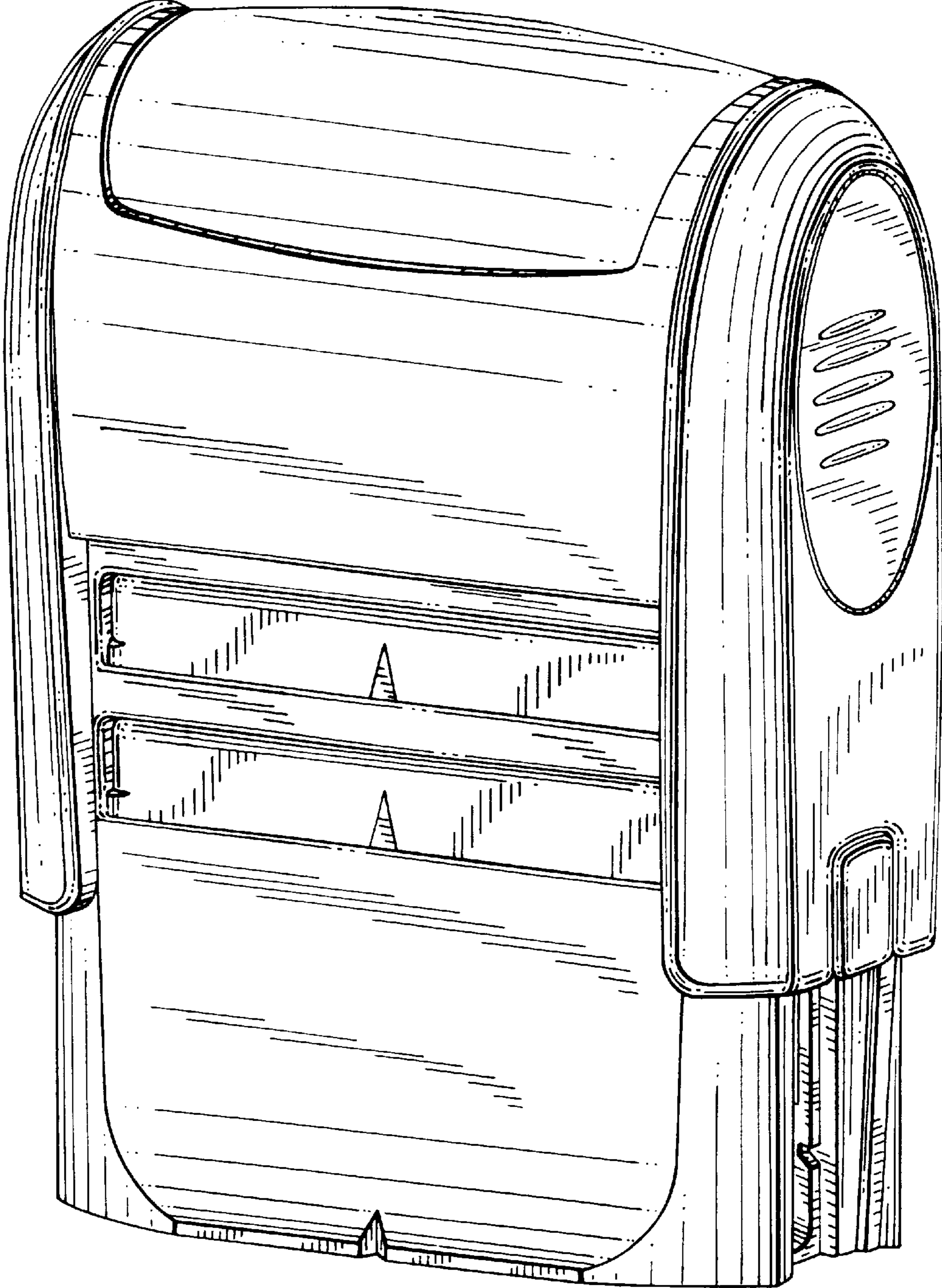
D452,262 S \* 12/2001 MacNeil et al. .... D18/15  
D495,732 S \* 9/2004 Treml ..... D18/15  
6,892,638 B2 \* 5/2005 Sculler ..... 101/333

FIG. 1 is a top front right side perspective view of a printer stamp showing my new design;  
FIG. 2 is a right side elevational view thereof;  
FIG. 3 is a left side elevational view thereof;  
FIG. 4 is a top plan view thereof;  
FIG. 5 is a front elevational view thereof; and,  
FIG. 6 is a rear elevational view thereof.

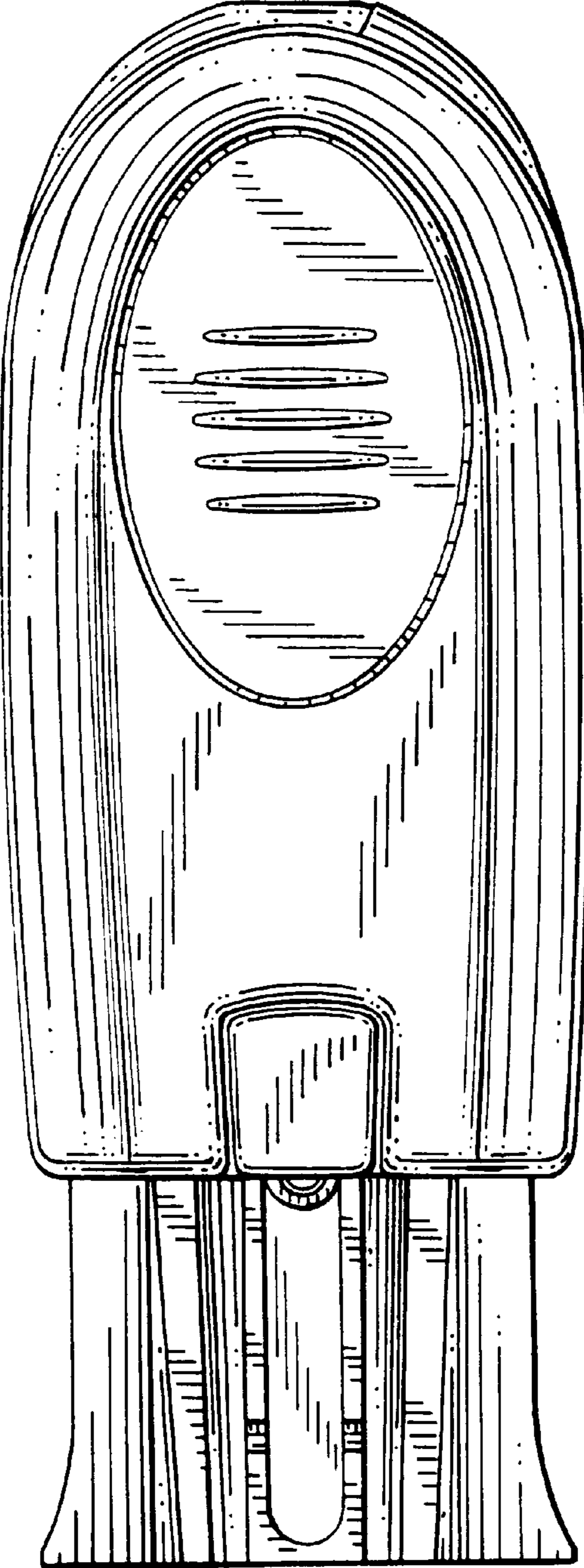
**1 Claim, 6 Drawing Sheets**



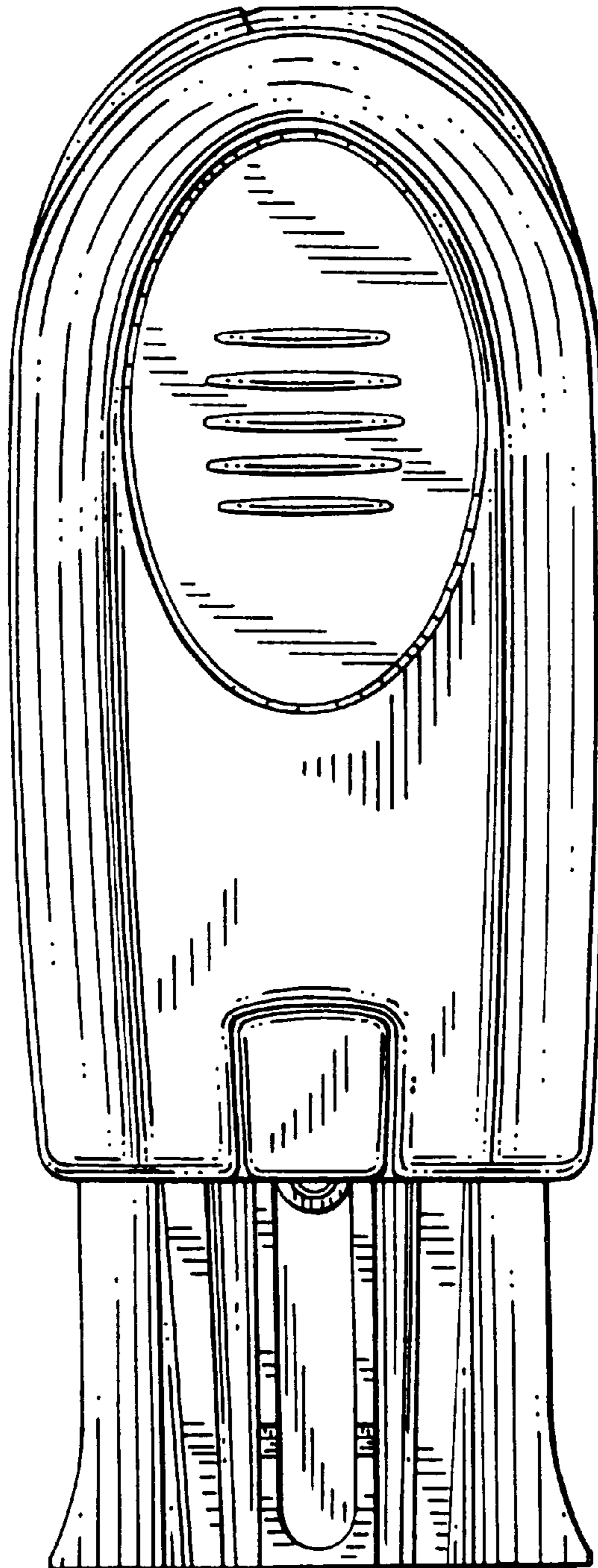
*FIG. 1*



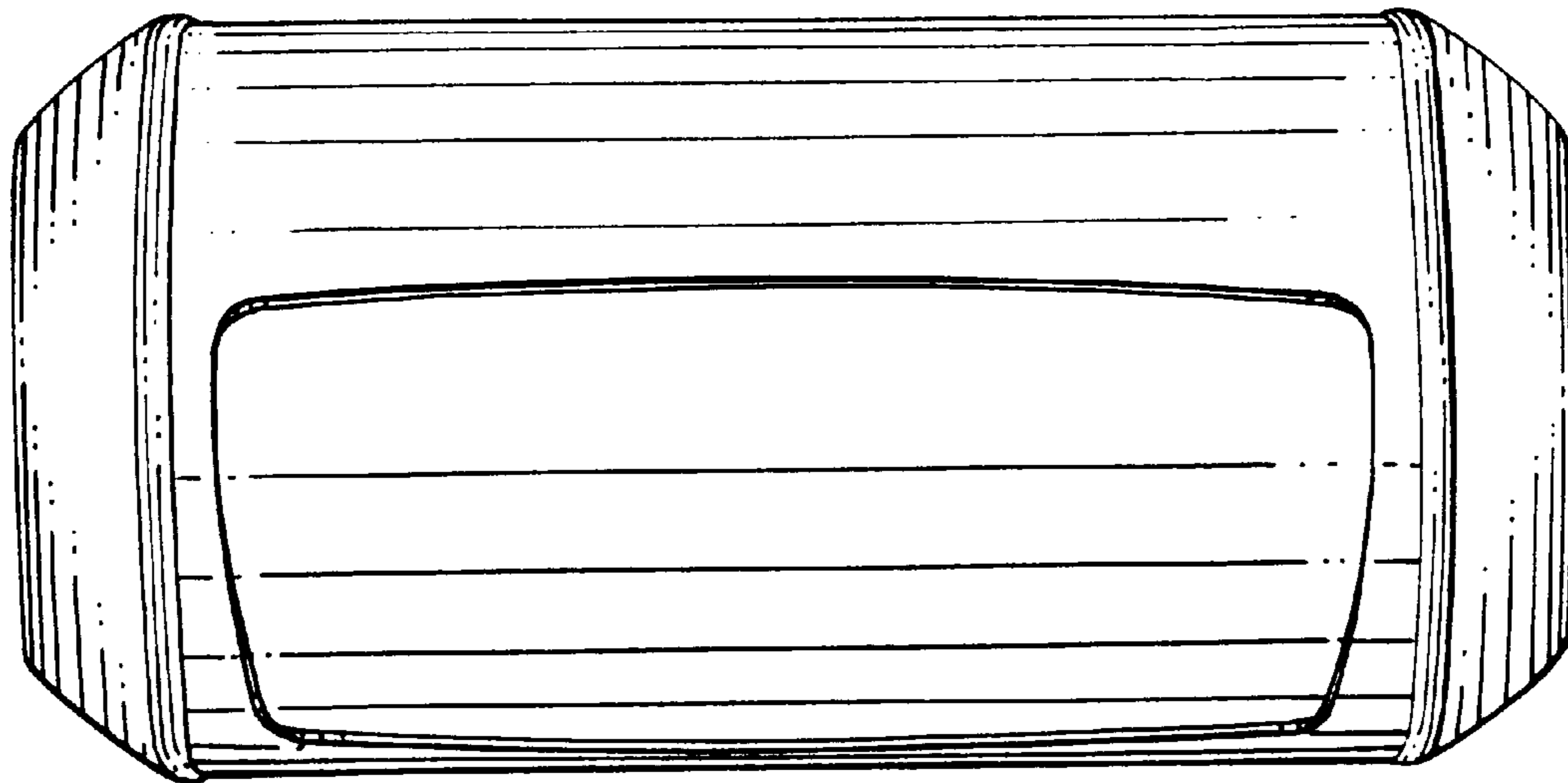
*FIG. 2*




*FIG. 3*




*FIG. 4*



*FIG. 5*



*FIG. 6*



UNITED STATES PATENT AND TRADEMARK OFFICE  
**CERTIFICATE OF CORRECTION**

PATENT NO. : Des. 513,037 S  
APPLICATION NO. : 29/225000  
DATED : December 20, 2005  
INVENTOR(S) : Ernst Faber

Page 1 of 1

It is certified that error appears in the above-identified patent and that said Letters Patent is hereby corrected as shown below:

On title page, Item (75) Inventor  
replace "Weis (AT)"  
with --Wels (AT)--.

Signed and Sealed this

Twenty-second Day of August, 2006

A handwritten signature in black ink on a light gray dotted background. The signature reads "Jon W. Dudas" in a cursive style.

JON W. DUDAS

*Director of the United States Patent and Trademark Office*