



US00D513033S

(12) **United States Design Patent**
Hsu

(10) **Patent No.:** **US D513,033 S**
(45) **Date of Patent:** **** Dec. 20, 2005**

- (54) **EYEGLASS FRAME**
- (75) **Inventor:** **Wan-Ting Hsu, Tainan (TW)**
- (73) **Assignee:** **Sun Sight Glasses Co., Ltd., Tainan (TW)**
- (**) **Term:** **14 Years**
- (21) **Appl. No.:** **29/204,760**
- (22) **Filed:** **May 3, 2004**
- (51) **LOC (6) Cl.** **16-06**
- (52) **U.S. Cl.** **D16/314; D16/330**
- (58) **Field of Search** **D16/300-330, D16/101, 332-338; D29/109-110; D24/110.2; 351/41, 44, 51-52, 158, 92, 103-111, 130, 61, 114-119, 122-123; 2/426-432, 448, 441, 447, 434-437**

- D475,731 S * 6/2003 Lee D16/314
- D475,733 S * 6/2003 Lee D16/335
- D483,392 S * 12/2003 Chen D16/335
- D485,857 S * 1/2004 Lee D16/315
- D494,996 S * 8/2004 Hsu D16/315
- D497,931 S * 11/2004 Sheldon D16/314

* cited by examiner

Primary Examiner—Raphael Barkai
(74) *Attorney, Agent, or Firm*—Alan D. Kamrath; Nikolai & Mersereau, P.A.

(57) **CLAIM**

The ornamental design for an eyeglass frame, as shown and described.

DESCRIPTION

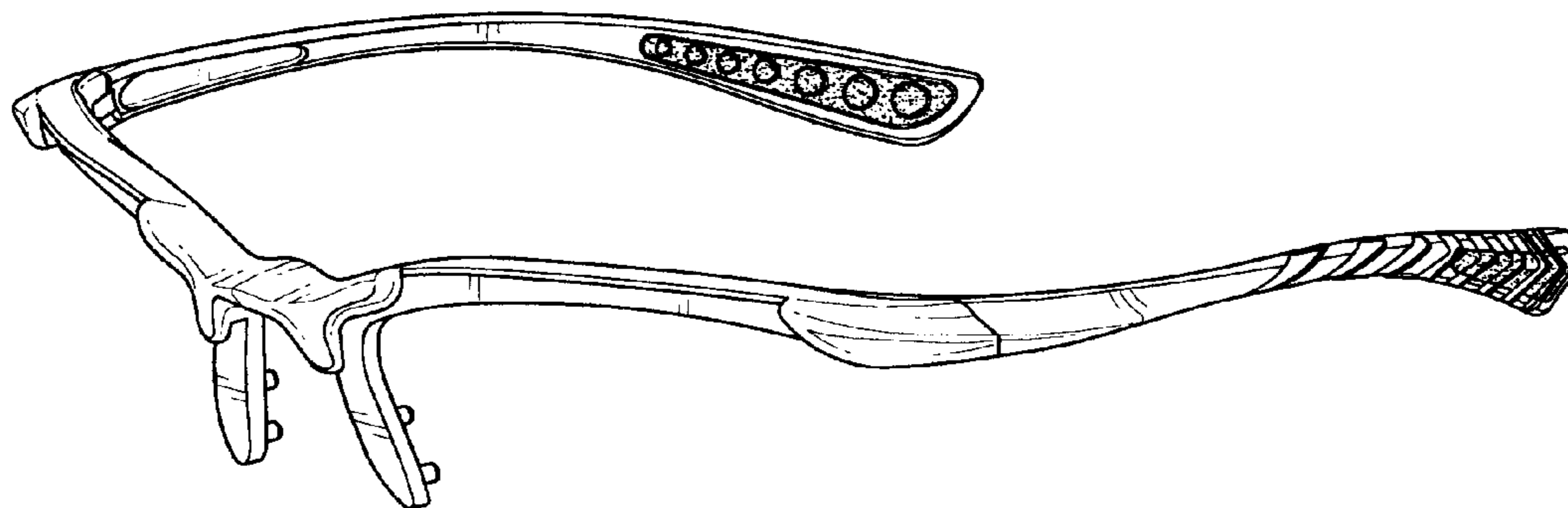
FIG. 1 is a perspective view of an eyeglass frame showing my new design;
FIG. 2 is a front side elevational view thereof;
FIG. 3 is a rear side elevational view thereof;
FIG. 4 is a side elevational view thereof, the opposite side view being a mirror image thereof
FIG. 5 is a top plan view thereof; and,
FIG. 6 is a bottom plan view thereof.

(56) **References Cited**

U.S. PATENT DOCUMENTS

- 6,196,681 B1 * 3/2001 Canavan 351/103
- D447,764 S * 9/2001 Chen D16/330
- D456,833 S * 5/2002 Chen D16/330
- 6,386,704 B1 * 5/2002 Wu 351/106

1 Claim, 4 Drawing Sheets



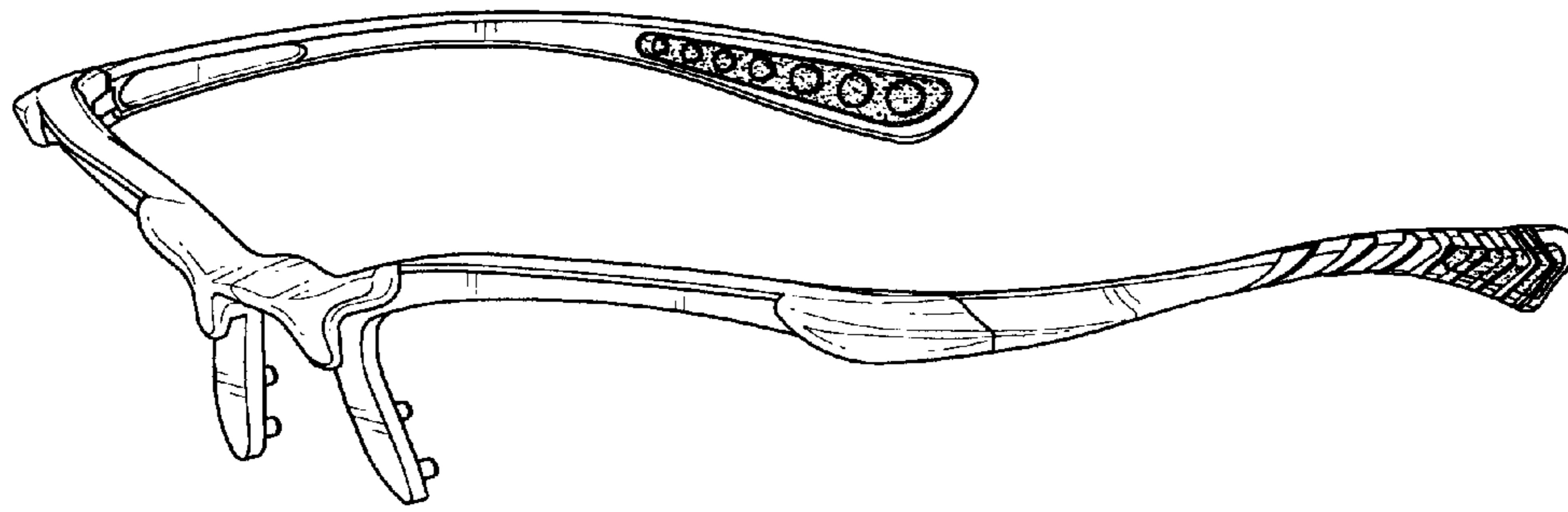


FIG. 1

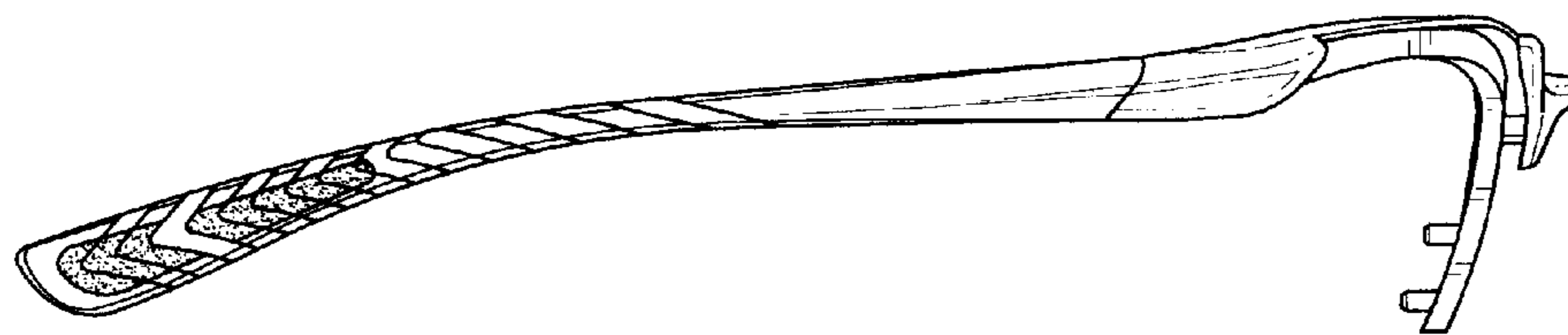


FIG. 4

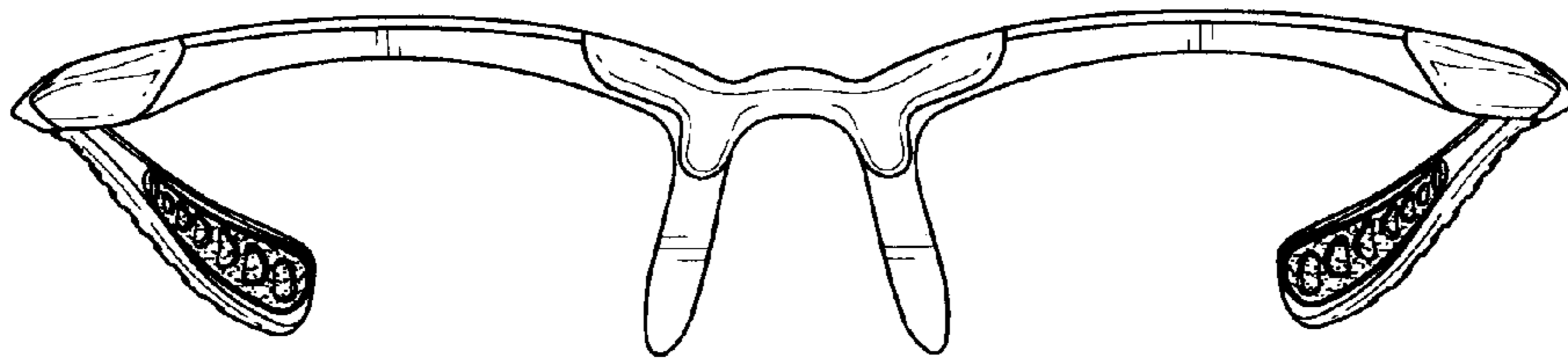


FIG. 2

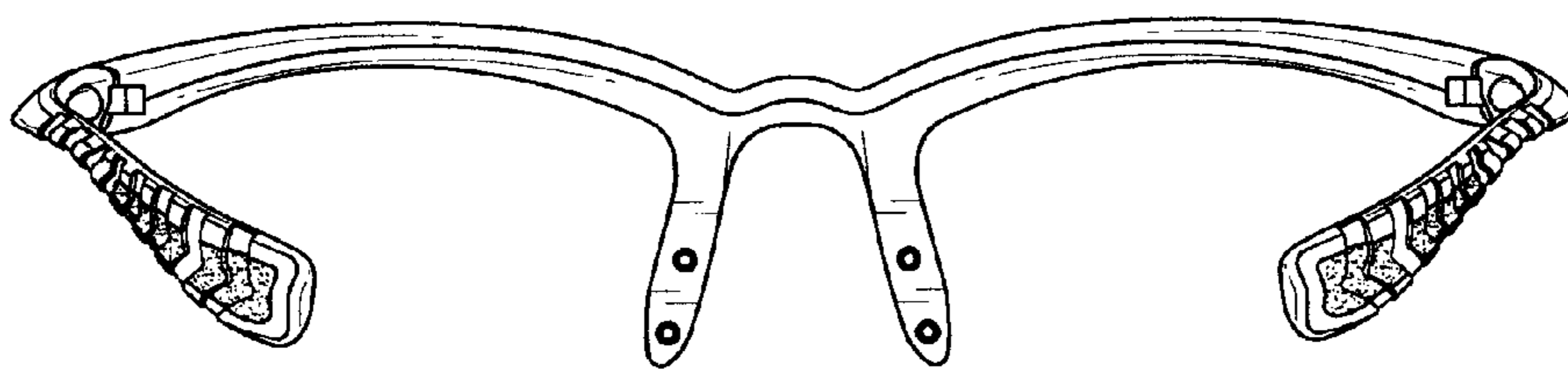


FIG. 3

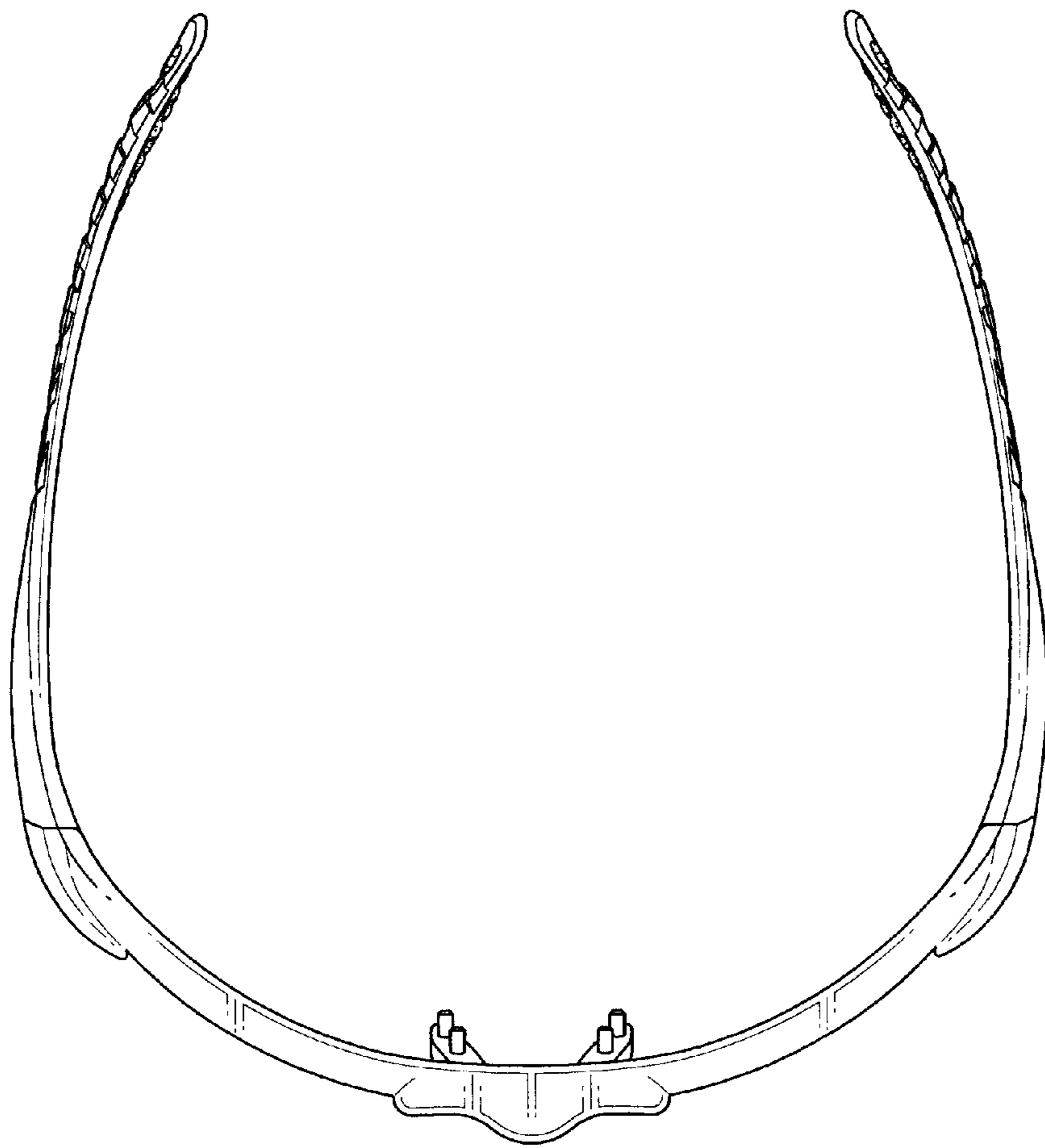


FIG. 5

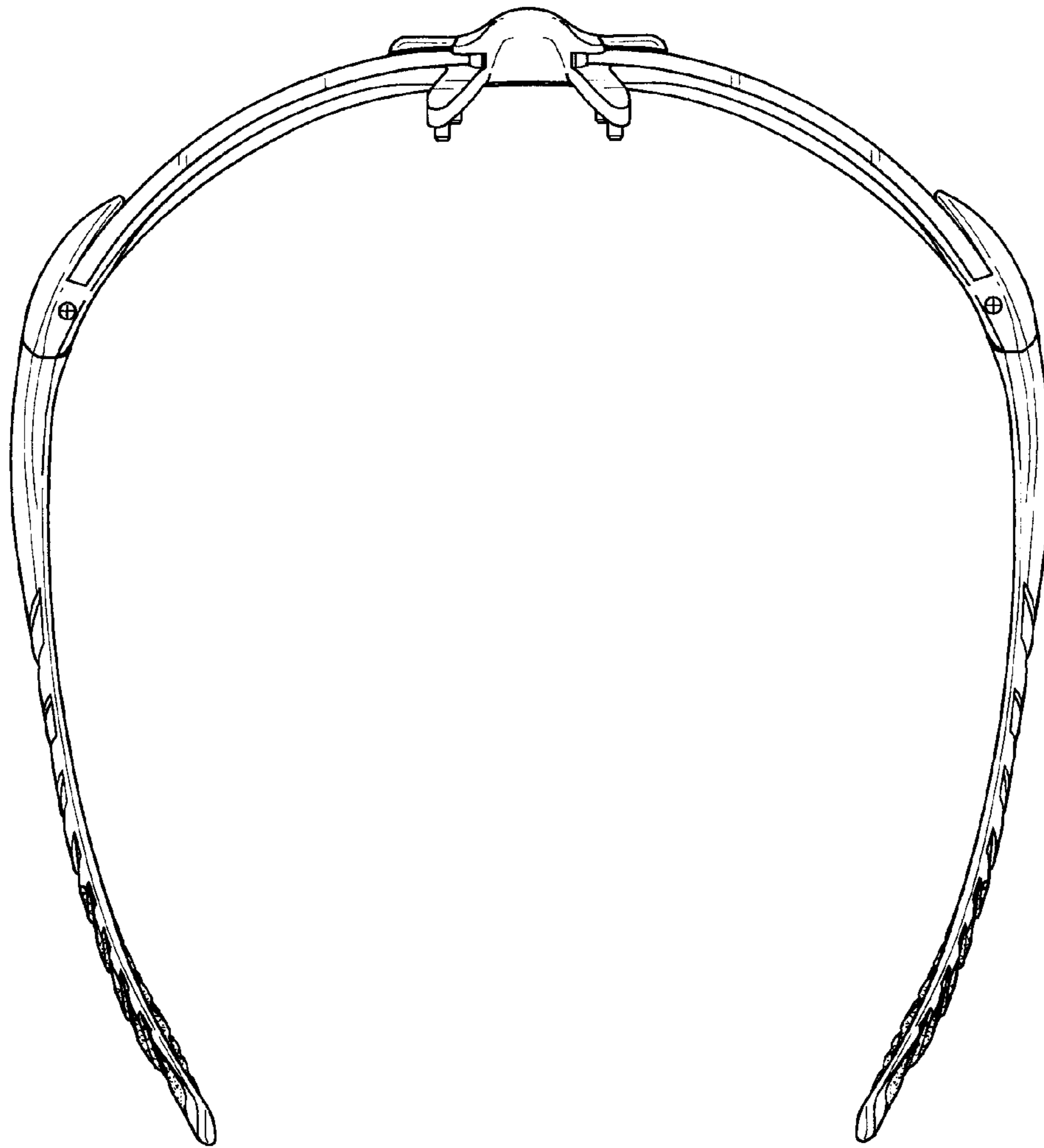


FIG. 6