



US00D513029S

(12) **United States Design Patent**
Zernov

(10) **Patent No.:** **US D513,029 S**
(45) **Date of Patent:** **** Dec. 20, 2005**

(54) **VIDEO FISH CAMERA**
(75) **Inventor:** **Jeffrey P. Zernov**, Brainerd, MN (US)
(73) **Assignee:** **Nature Vision, Inc.**, Brainerd, MN (US)
(**) **Term:** **14 Years**

(21) **Appl. No.:** **29/209,331**
(22) **Filed:** **Jul. 14, 2004**

(51) **LOC (6) Cl.** **16-01**
(52) **U.S. Cl.** **D16/204**
(58) **Field of Search** D16/200-205,
D16/208, 218; 206/316.2; 348/81.373; 396/25-27

(56) **References Cited**
U.S. PATENT DOCUMENTS

D187,165 S	*	2/1960	Sampson	D16/204
3,688,666 A	*	9/1972	Tuttle et al.	396/25
D289,658 S	*	5/1987	Colani	D16/200
5,778,259 A	*	7/1998	Rink	396/27
6,057,879 A	*	5/2000	Weber	348/81

6,064,824 A	*	5/2000	Rink	396/25
6,304,289 B1	*	10/2001	Sakai et al.	348/81
D489,387 S	*	5/2004	Zernov	D16/204
2003/0174206 A1	*	9/2003	Moroz	348/81

* cited by examiner

Primary Examiner—Adir Aronovich
(74) *Attorney, Agent, or Firm*—D L Tschida

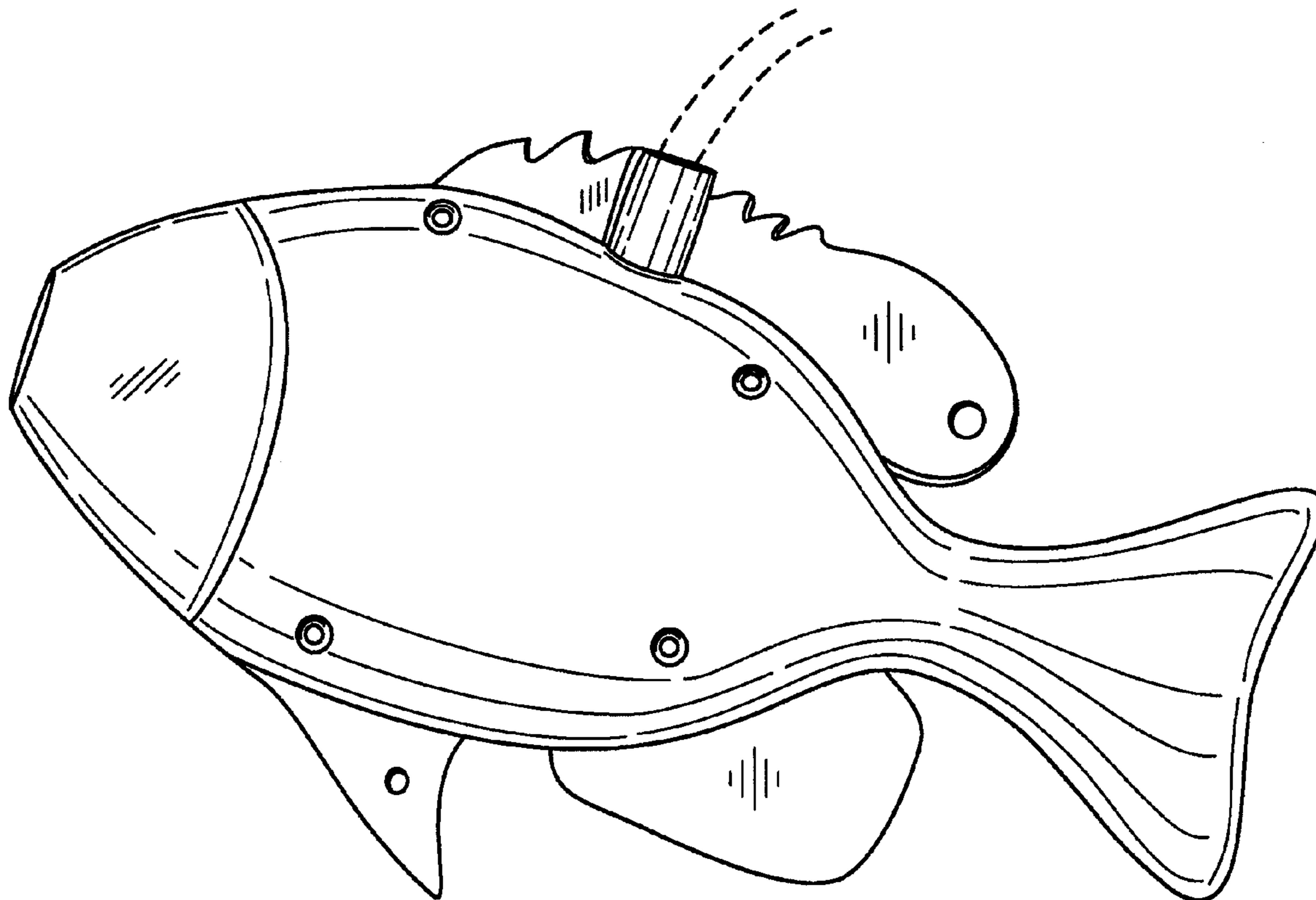
(57) **CLAIM**

The ornamental design for a video fish camera, as shown and described.

DESCRIPTION

FIG. 1 is a front view of my new design for a video fish camera and wherein the rear view is identical; FIG. 2 is a perspective view thereof with the camera lens facing away; and, FIG. 3 is a perspective view thereof with the camera lens facing forward. The broken line showing of a cord is for illustrative purposes only and forms no part of the claimed design.

1 Claim, 2 Drawing Sheets



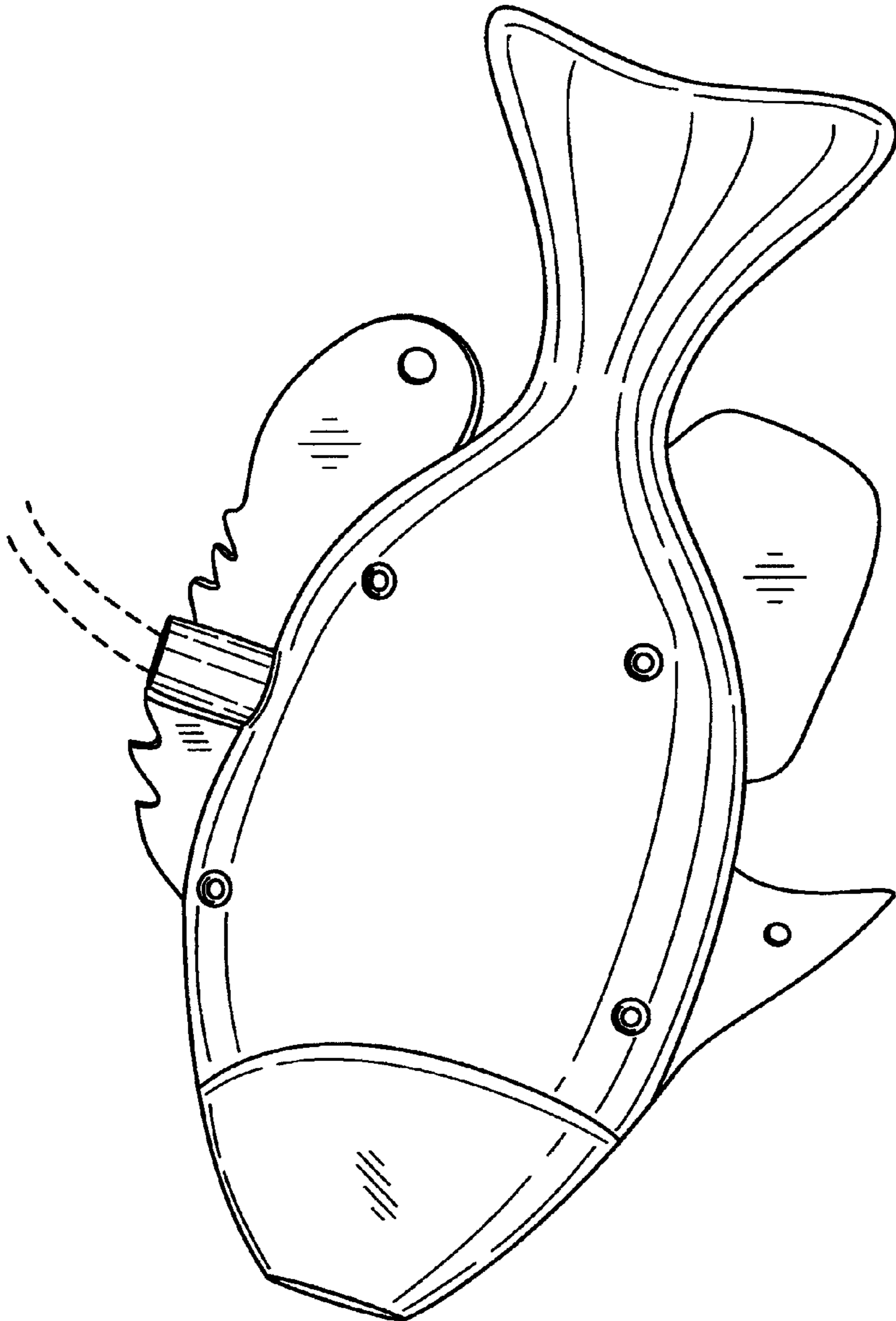


FIG. 1

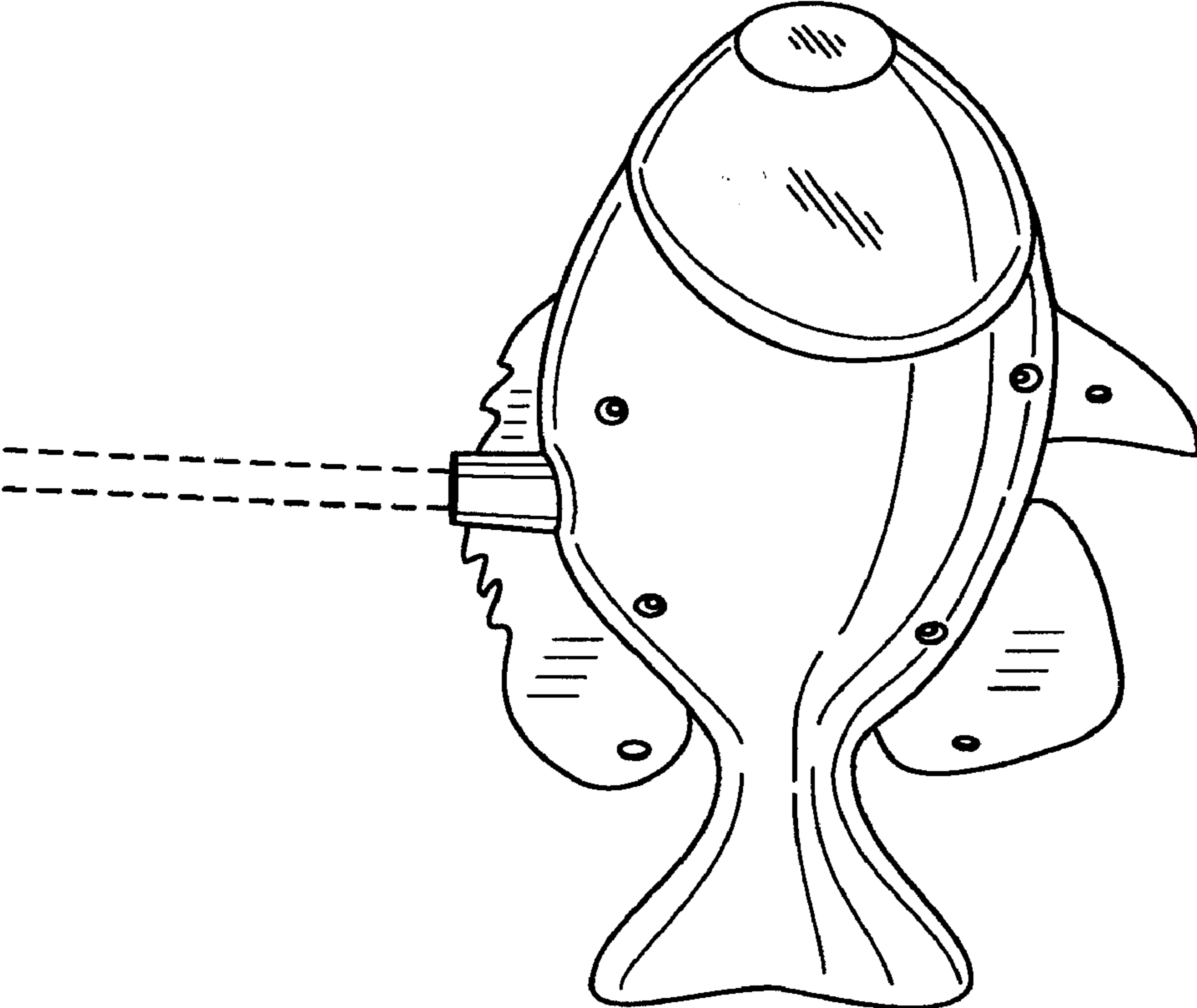


FIG. 2

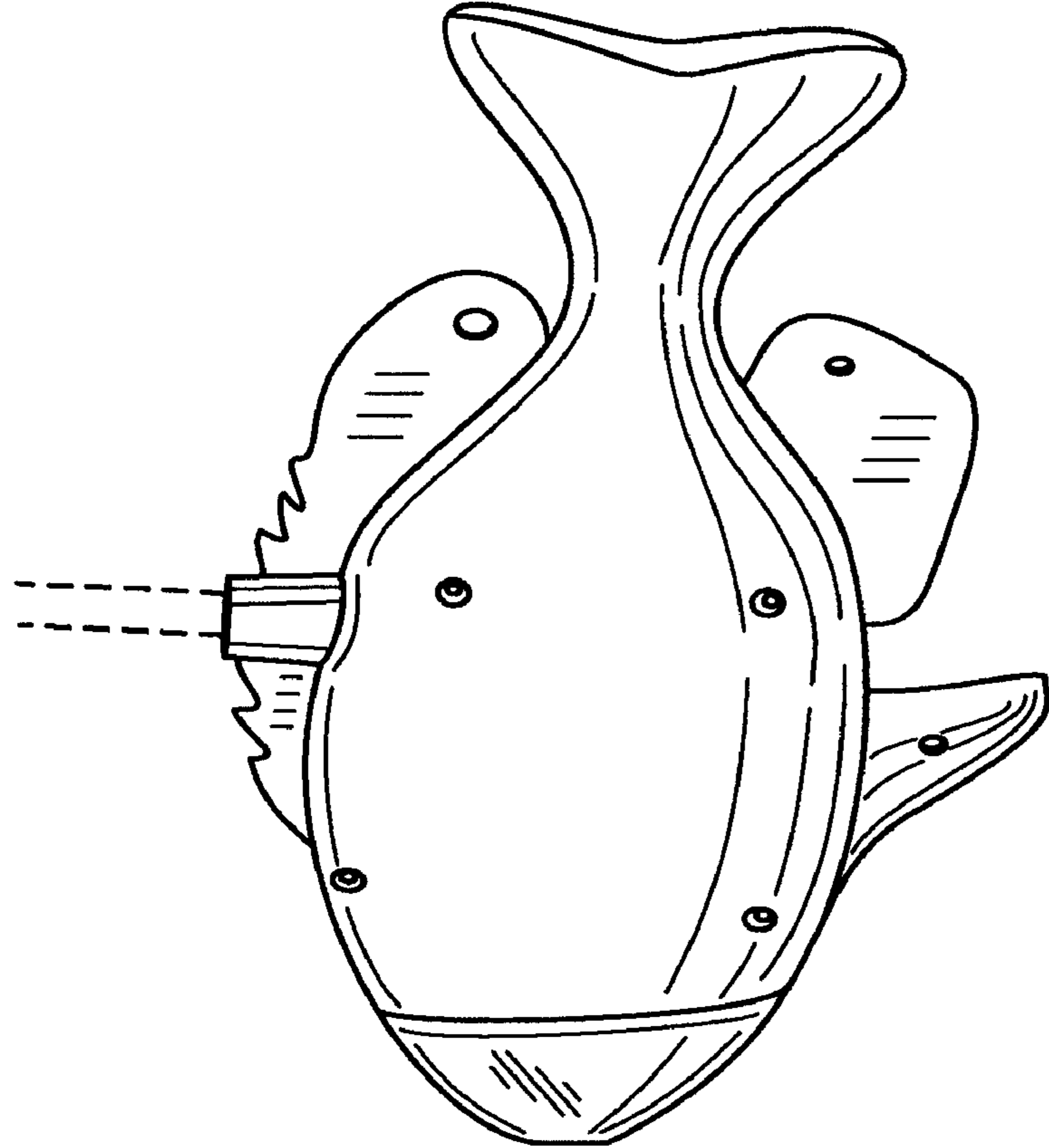


FIG. 3