



US00D513018S

(12) **United States Design Patent**
Hunter

(10) **Patent No.:** **US D513,018 S**

(45) **Date of Patent:** **** Dec. 20, 2005**

(54) **REFRIGERANT PACKAGE**

(76) **Inventor:** **John W. Hunter**, 7100 Gallery Ct.,
Germantown, TN (US) 38138

(**) **Term:** **14 Years**

(21) **Appl. No.:** **29/201,738**

(22) **Filed:** **Mar. 19, 2004**

(51) **LOC (6) Cl.** **15-07**

(52) **U.S. Cl.** **D15/90**

(58) **Field of Search** D15/79-82, 89,
D15/90; D9/751-753, 755, 456; D7/602,
605, 619.1; 220/62.12; 206/163; 224/926

(56) **References Cited**

U.S. PATENT DOCUMENTS

2,961,124 A	*	11/1960	Hunter et al.	206/163
D397,699 S	*	9/1998	Desjardins	D15/90
D466,372 S	*	12/2002	Hunter	D7/605
D476,533 S	*	7/2003	Hunter	D7/605

* cited by examiner

Primary Examiner—Stella Reid

Assistant Examiner—Shanda C. Hill

(74) *Attorney, Agent, or Firm*—Walker, McKenzie &
Walker, P.C.

(57) **CLAIM**

The ornamental design for a refrigerant package, as shown
and described.

DESCRIPTION

FIG. 1 is a front elevation view of a refrigerant package
showing my new design;

FIG. 2 is a bottom plan view thereof, the top plan view being
a mirror image thereof;

FIG. 3 is a right end elevation view thereof, the left end
elevation view being a mirror image thereof;

FIG. 4 is a reduced top plan view thereof; and,

FIG. 5 is another reduced top plan view thereof.

The broken lines shown in FIGS. 4 and 5 are for illustrative
purposes only and form no part of the claimed design.

1 Claim, 2 Drawing Sheets

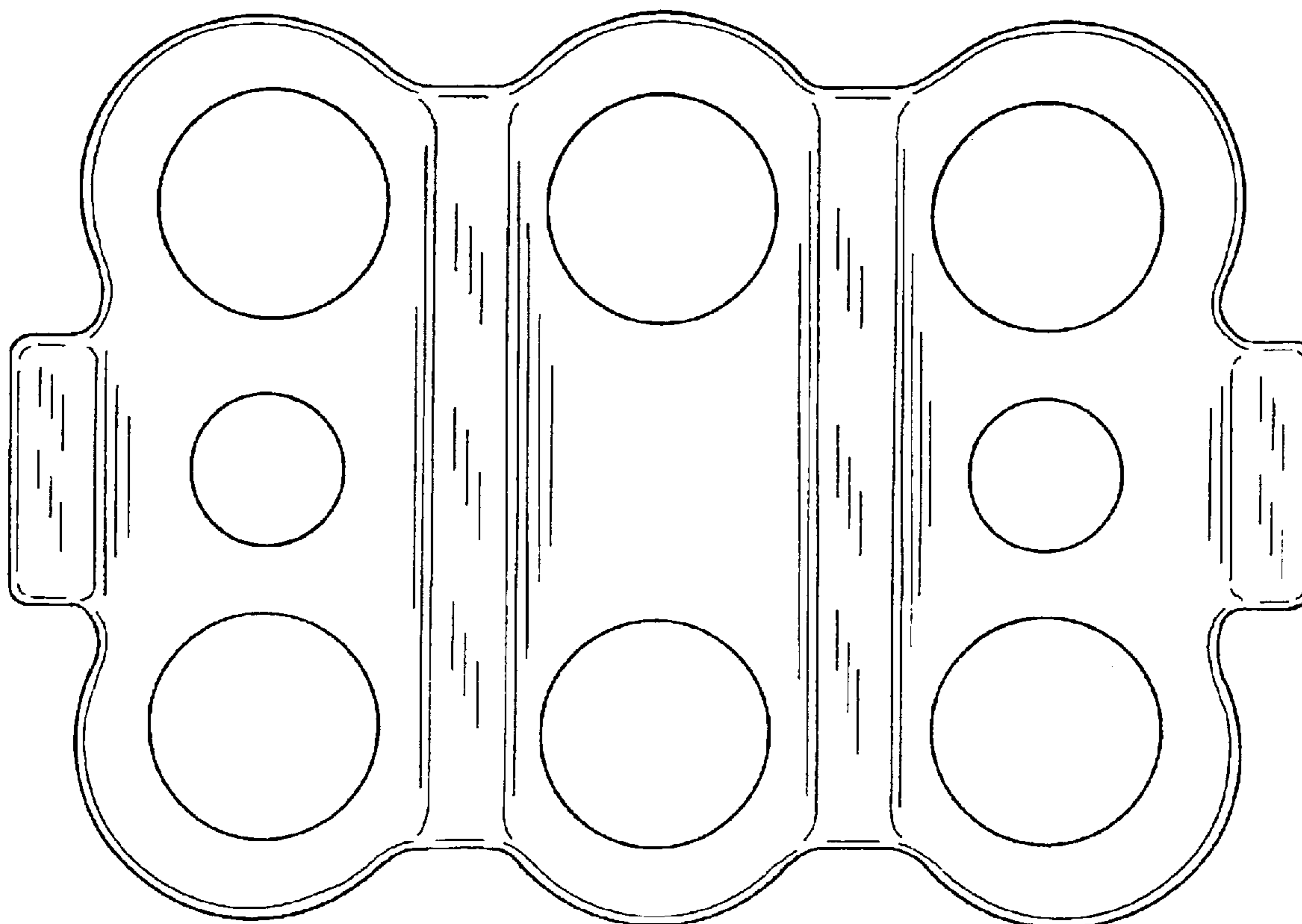


FIG. 1

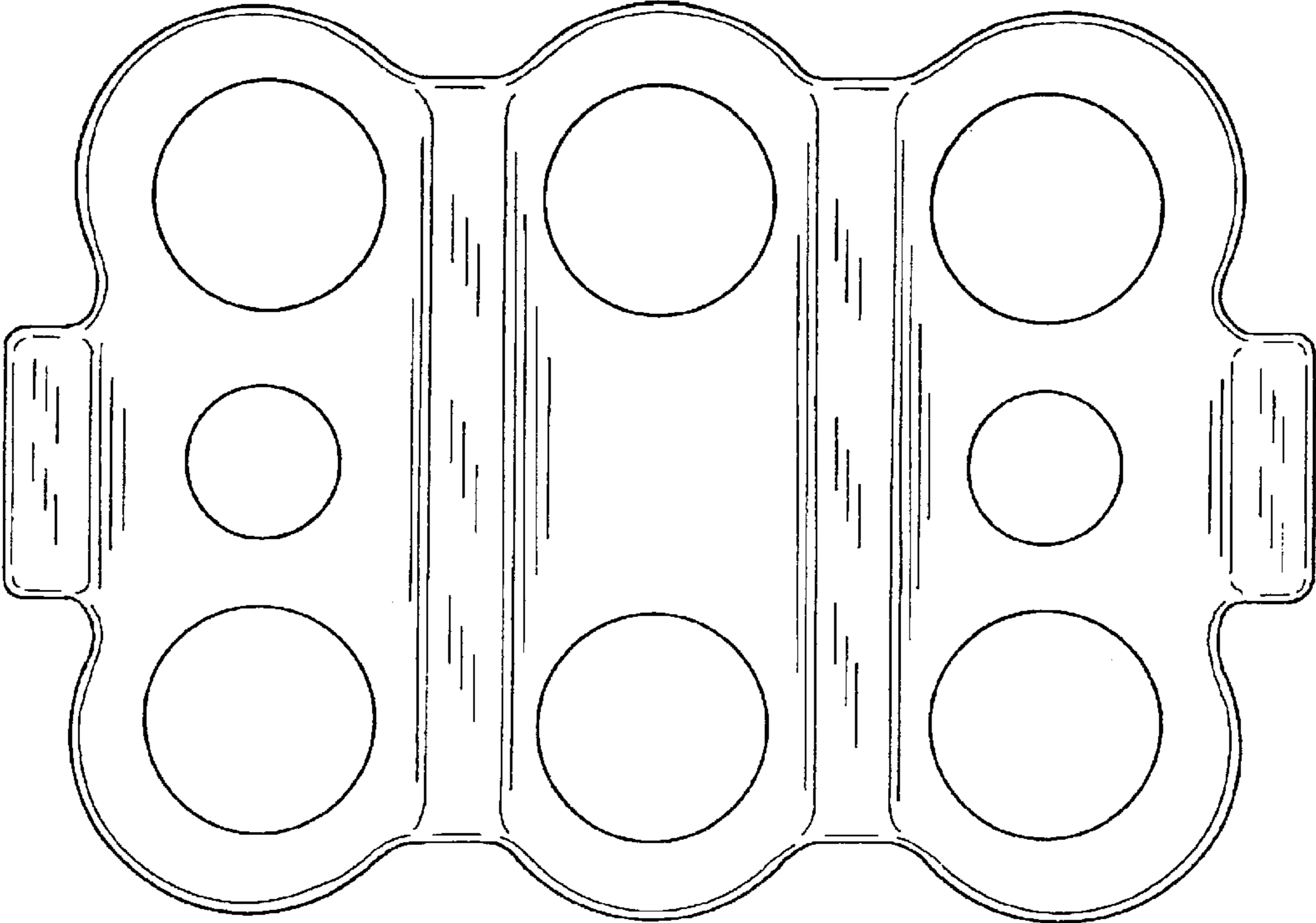


FIG. 2

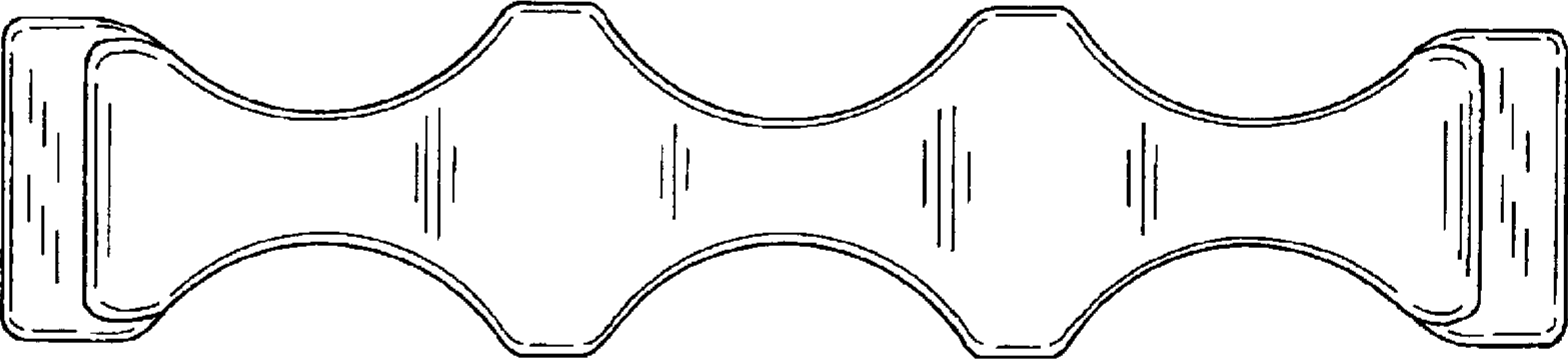


FIG. 3




FIG. 4

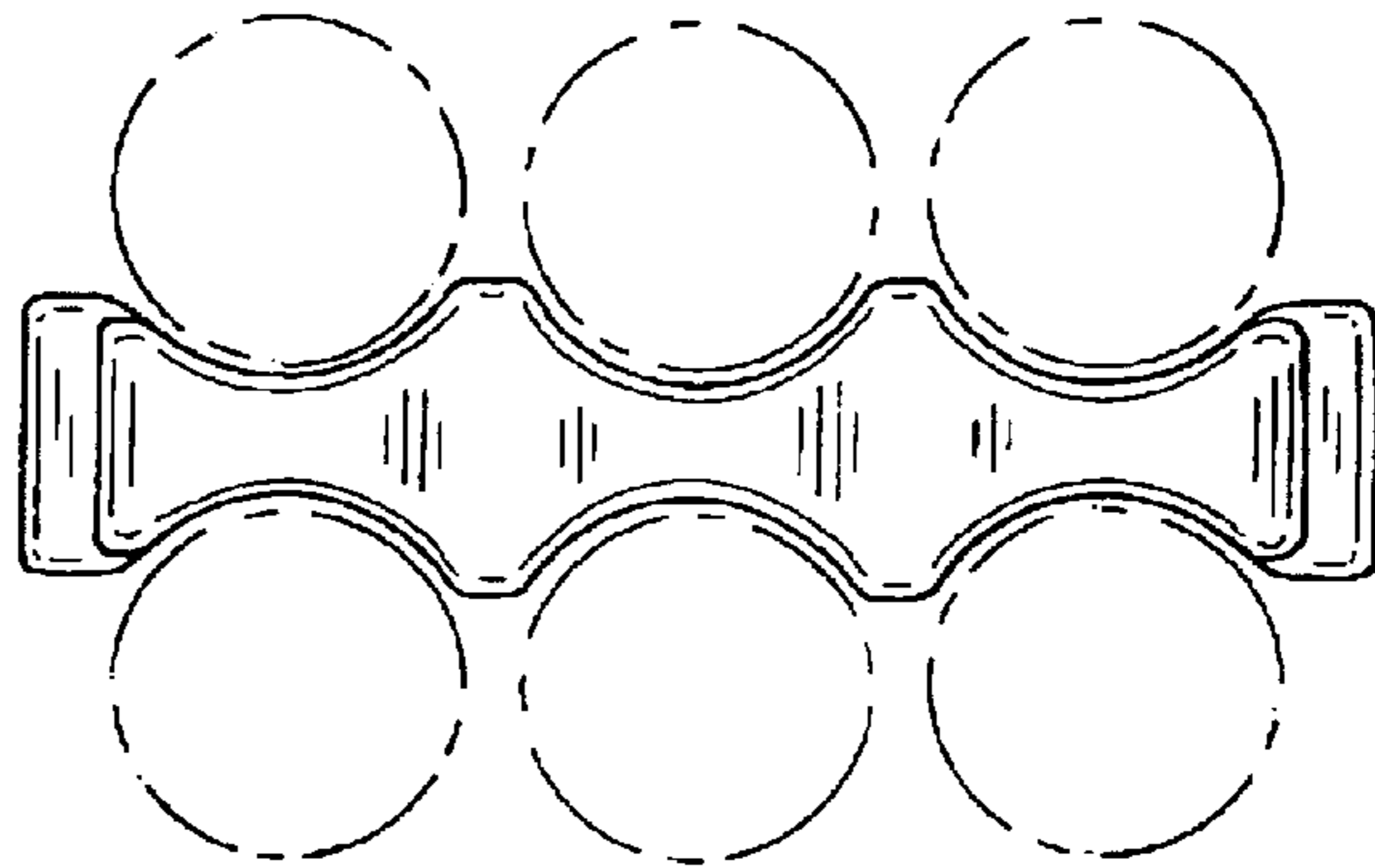


FIG. 5

