



US00D512997S

(12) **United States Design Patent**  
**Lee et al.**

(10) **Patent No.:** **US D512,997 S**  
(45) **Date of Patent:** **\*\* Dec. 20, 2005**

(54) **LAPTOP COMPUTER**

(75) Inventors: **Seung Don Lee**, Seoul (KR); **Jong Youn Shin**, Seoul (KR)

(73) Assignee: **LG Electronics, Inc.**, Seoul (KR)

(\*\*) Term: **14 Years**

(21) Appl. No.: **29/216,720**

(22) Filed: **Nov. 9, 2004**

(30) **Foreign Application Priority Data**

May 10, 2004 (KR) ..... 30-2004-0013338

(51) **LOC (6) Cl.** ..... **14-02**

(52) **U.S. Cl.** ..... **D14/318**

(58) **Field of Search** ..... D14/315-327;  
D18/1, 2, 7; 235/145 A, 145 R; 341/22,  
23; 345/104, 156, 157, 168, 169, 173; 361/680-686

(56) **References Cited**

**U.S. PATENT DOCUMENTS**

D384,043 S \* 9/1997 Tamaki ..... D14/318  
5,793,355 A \* 8/1998 Youens ..... 345/157

D425,874 S \* 5/2000 Tanimura ..... D14/318  
D466,498 S \* 12/2002 Wang ..... D14/318

\* cited by examiner

*Primary Examiner*—Freda S. Nunn

(74) *Attorney, Agent, or Firm*—Birch, Stewart, Kolasch & Birch, LLP

(57) **CLAIM**

The ornamental design for a laptop computer, as shown and described.

**DESCRIPTION**

FIG. 1 is a front, right perspective view of the laptop computer showing our new design; FIG. 2 is a front view thereof; FIG. 3 is a rear view thereof; FIG. 4 is a left side view thereof; FIG. 5 is a right side view thereof; FIG. 6 is a top view thereof; FIG. 7 is a bottom view thereof; and, FIG. 8 is a top view showing the laptop computer in an opened position.

**1 Claim, 4 Drawing Sheets**





Fig. 1

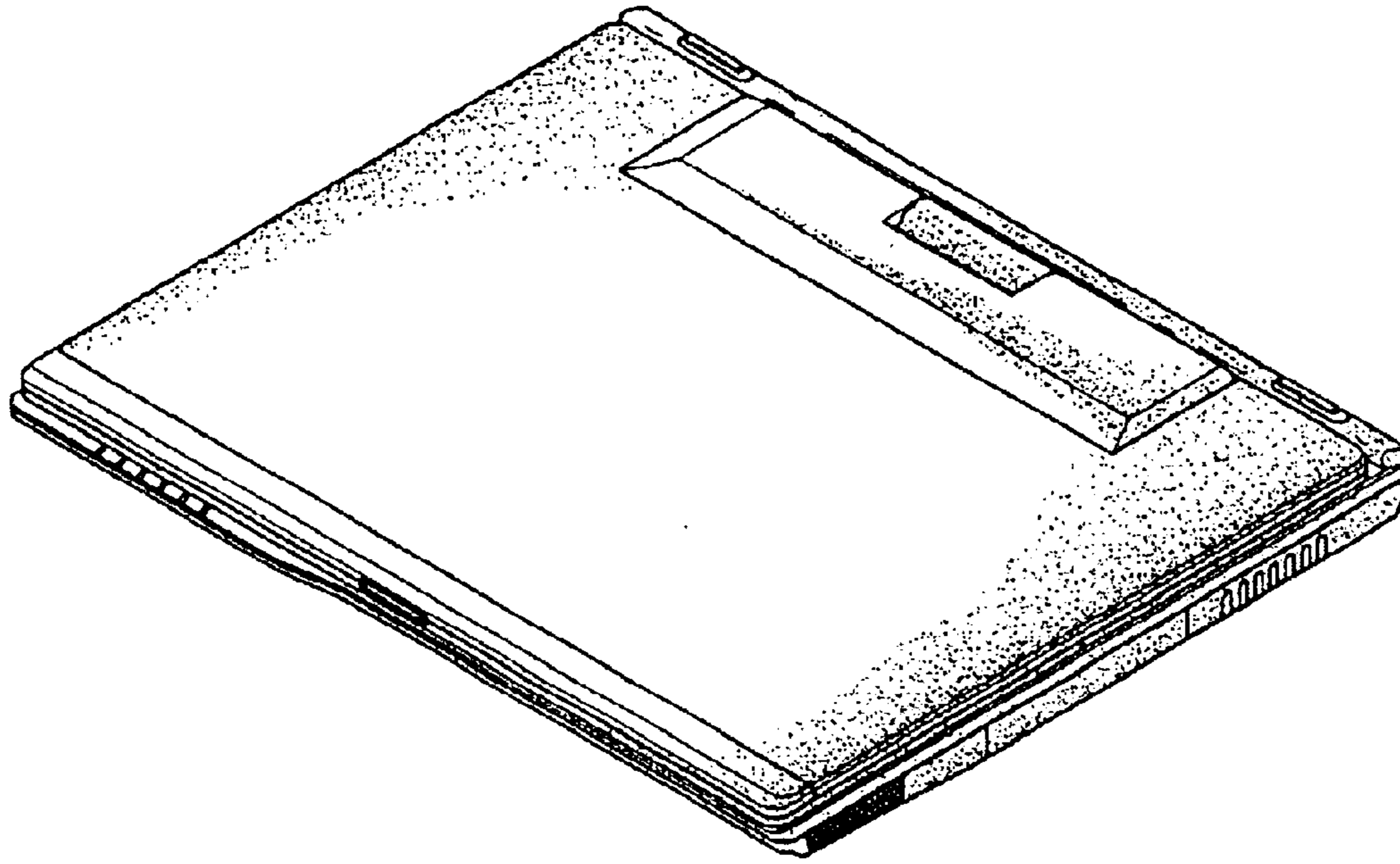


Fig. 2




Fig. 3




Fig. 4




Fig. 5




Fig. 6

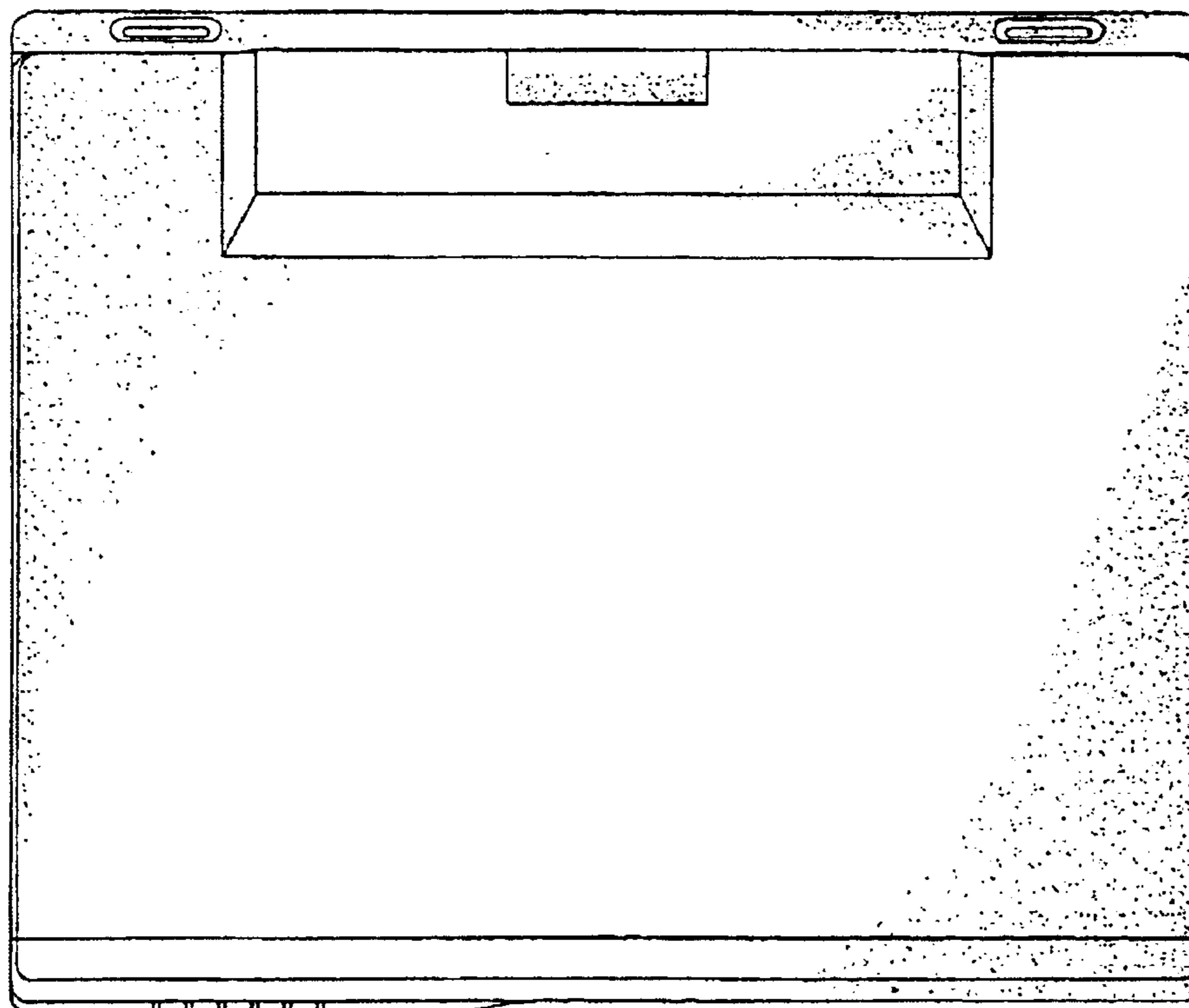




Fig. 7

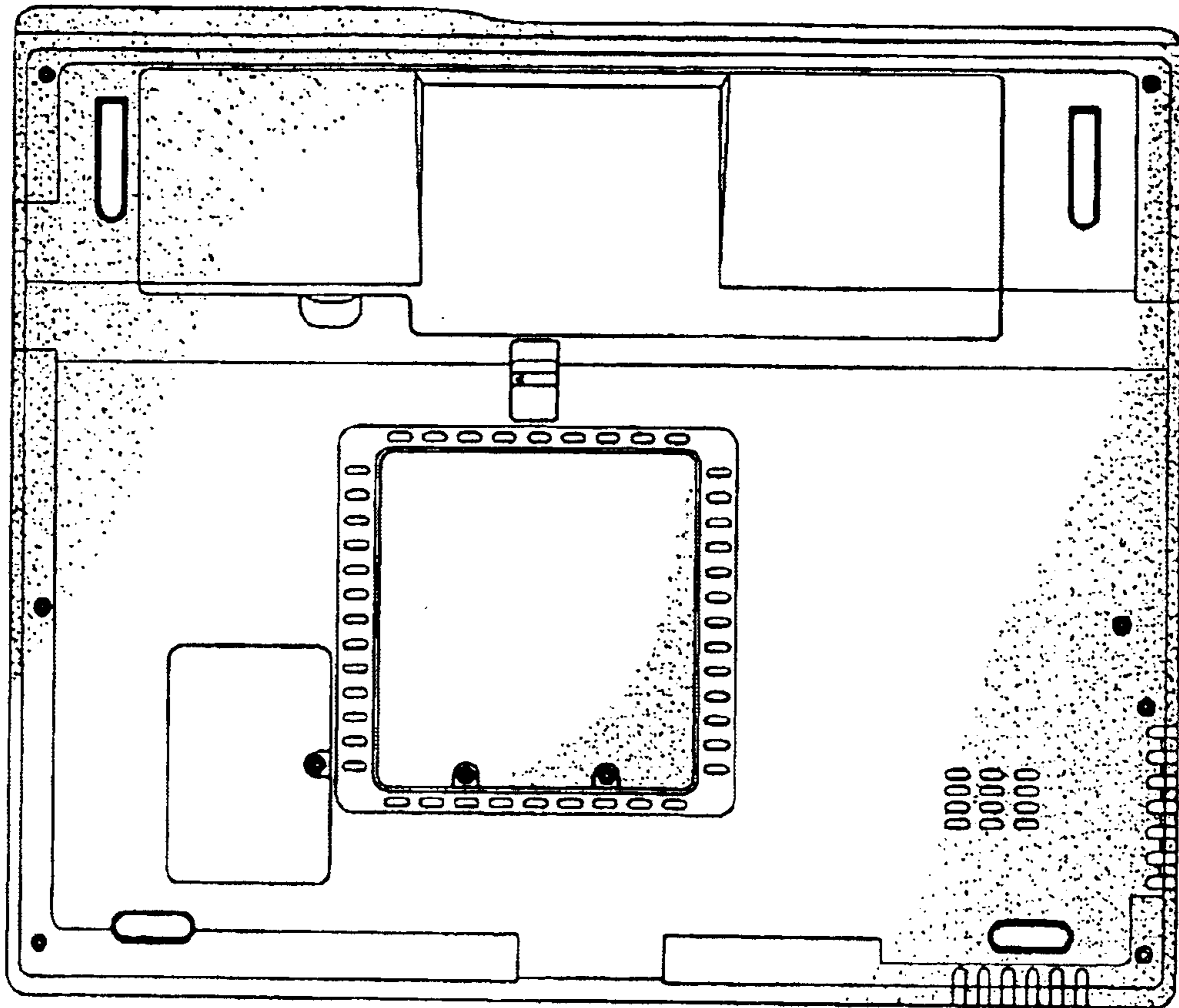


Fig. 8

