



US00D512994S

(12) **United States Design Patent** (10) **Patent No.:** **US D512,994 S**
Lee (45) **Date of Patent:** **** Dec. 20, 2005**

(54) **PORTABLE KARAOKE SYSTEM**

(75) Inventor: **Kyung Ho Lee, Kyungki-do (KR)**

(73) Assignee: **Enter Tech Co., Ltd., Kyungki-do (KR)**

(**) Term: **14 Years**

(21) Appl. No.: **29/200,381**

(22) Filed: **Feb. 26, 2004**

(30) **Foreign Application Priority Data**

Sep. 29, 2003 (KR) 30-2003-0027286

(51) **LOC (6) Cl.** **14-01**

(52) **U.S. Cl.** **D14/228**

(58) **Field of Search** D14/225, 226,
D14/227, 228, 138, 229, 247; 379/430,
431; 381/111, 157, 158, 181, 355, 361;
446/416; D17/10, 99

(56) **References Cited**

U.S. PATENT DOCUMENTS

D220,108 S * 3/1971 van de Poel D14/228
D295,759 S * 5/1988 Kolich D17/99

D376,803 S * 12/1996 Lee D14/228
D400,540 S * 11/1998 Cruver et al. D14/228
D449,042 S * 10/2001 Chung D14/228
D469,070 S * 1/2003 Lee D14/138
D489,362 S * 5/2004 Shimamura et al. D14/247
D495,319 S * 8/2004 Lee D14/228
D500,031 S * 12/2004 Hong D14/228

* cited by examiner

Primary Examiner—Paula A. Greene

(74) *Attorney, Agent, or Firm*—Park & Sutton LLP; John K. Park

(57) **CLAIM**

The ornamental design for a portable karaoke system, as shown and described.

DESCRIPTION

FIG. 1 is a perspective view showing my new design;
FIG. 2 is a front elevational view thereof;
FIG. 3 is a rear elevational view thereof;
FIG. 4 is a left side view thereof;
FIG. 5 is a right side view thereof;
FIG. 6 is a top plan view thereof; and,
FIG. 7 is a bottom plan view thereof.

1 Claim, 3 Drawing Sheets

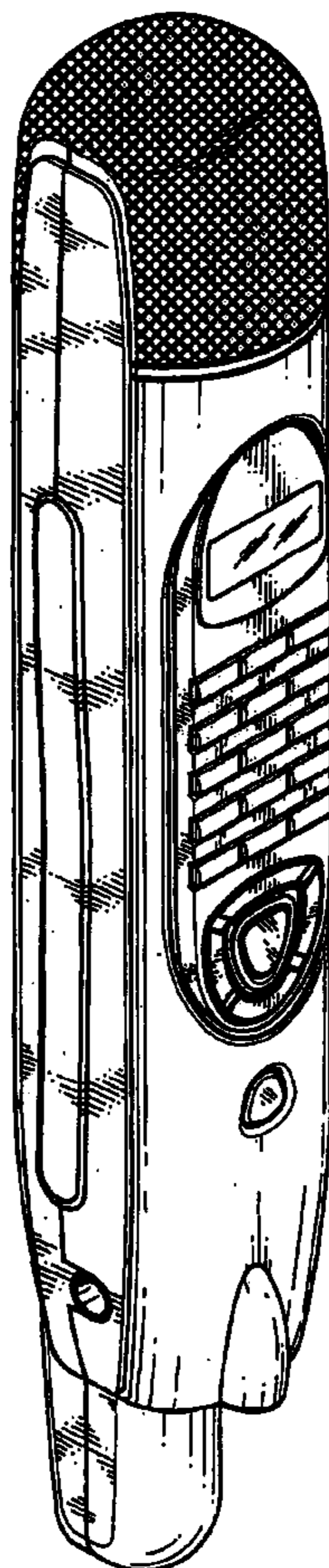


FIG. 1

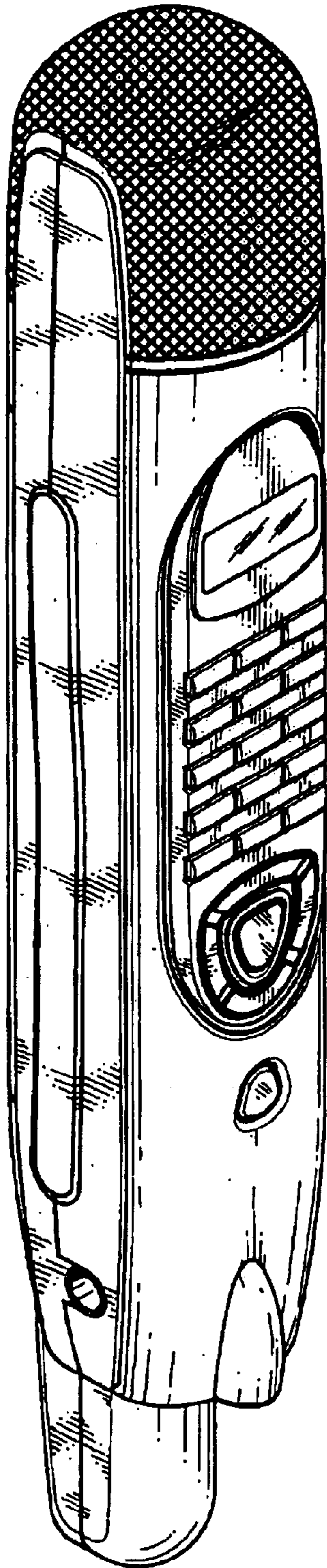


FIG. 2

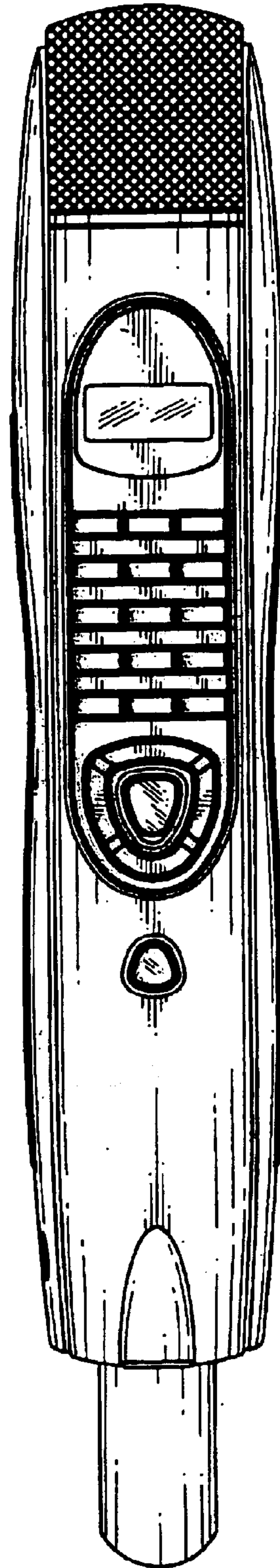


FIG. 3




FIG. 4



FIG. 5

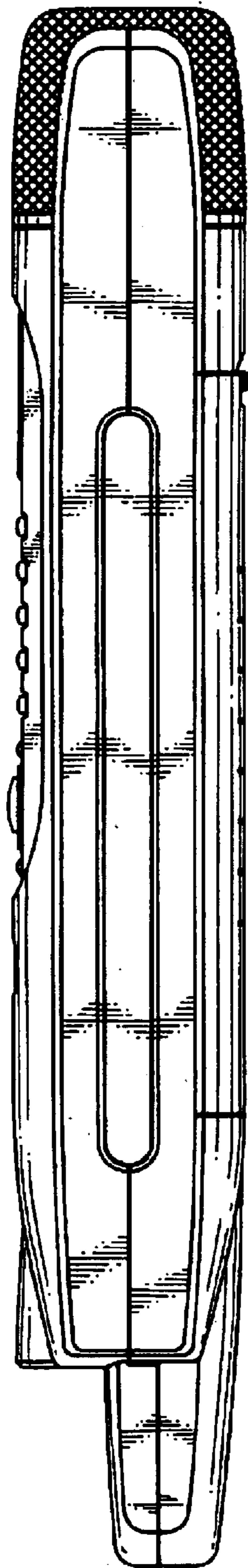


FIG. 6

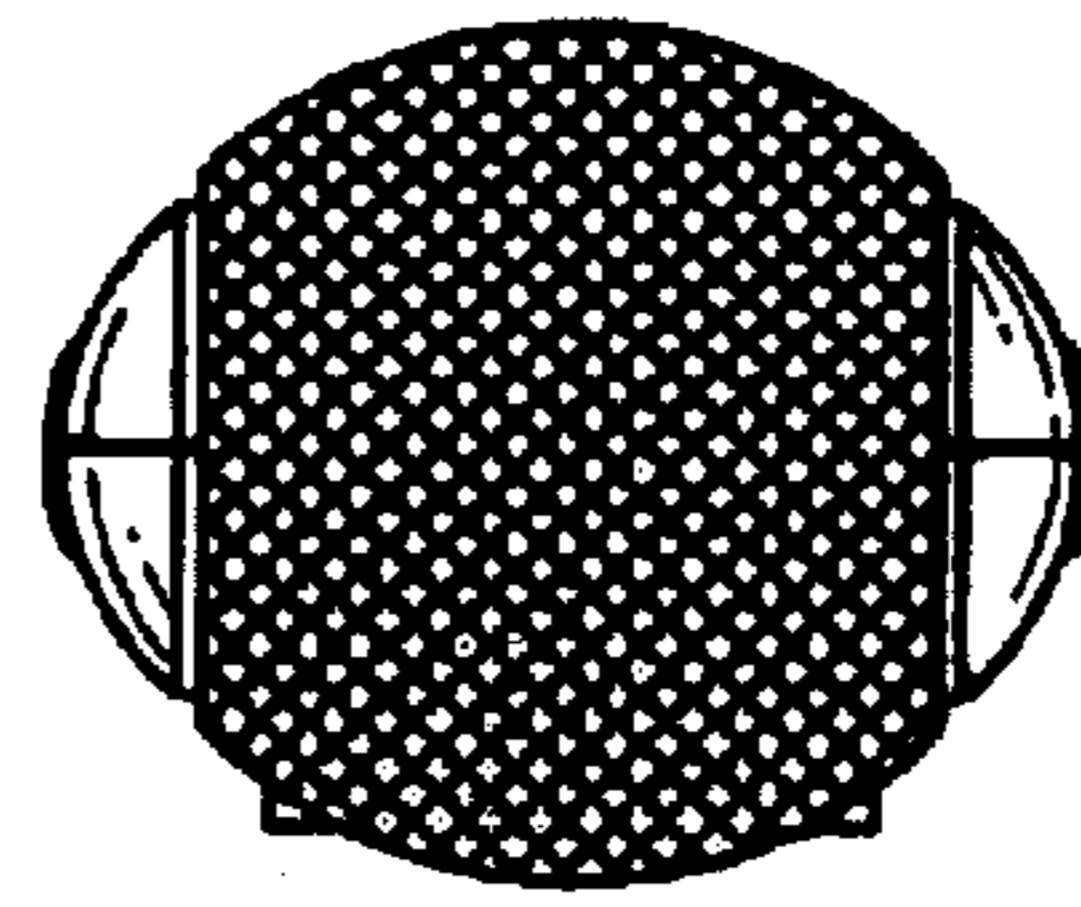


FIG. 7

