



US00D512982S

(12) **United States Design Patent**  
**Rodarte**

(10) **Patent No.:** **US D512,982 S**

(45) **Date of Patent:** **\*\* Dec. 20, 2005**

- (54) **SPHERICAL HEADPHONES**
- (75) **Inventor:** **Luis Ernesto Elizalde Rodarte,**  
Durham, NC (US)
- (73) **Assignee:** **International Business Machines Corporation,** Armonk, NY (US)
- (\*\*) **Term:** **14 Years**
- (21) **Appl. No.:** **29/216,253**
- (22) **Filed:** **Oct. 29, 2004**
- (51) **LOC (6) Cl.** ..... **14-01**
- (52) **U.S. Cl.** ..... **D14/205**
- (58) **Field of Search** ..... D14/188, 192,  
D14/205, 206, 223; 181/129, 130, 149;  
379/430, 431, 444; 381/380, 381, 330,  
313, 328, 327, 373

- 5,561,275 A \* 10/1996 Savage et al. .... 181/131
- 5,792,998 A \* 8/1998 Gardner et al. .... 181/130
- 6,056,082 A \* 5/2000 Lindgren et al. .... 181/130
- 6,123,168 A \* 9/2000 Berg et al. .... 181/129
- D469,753 S \* 2/2003 Andre et al. .... D14/205

\* cited by examiner

*Primary Examiner*—Paula A. Greene  
(74) *Attorney, Agent, or Firm*—James R. Nock

(57) **CLAIM**

The ornamental design of spherical headphones, as shown and described.

**DESCRIPTION**

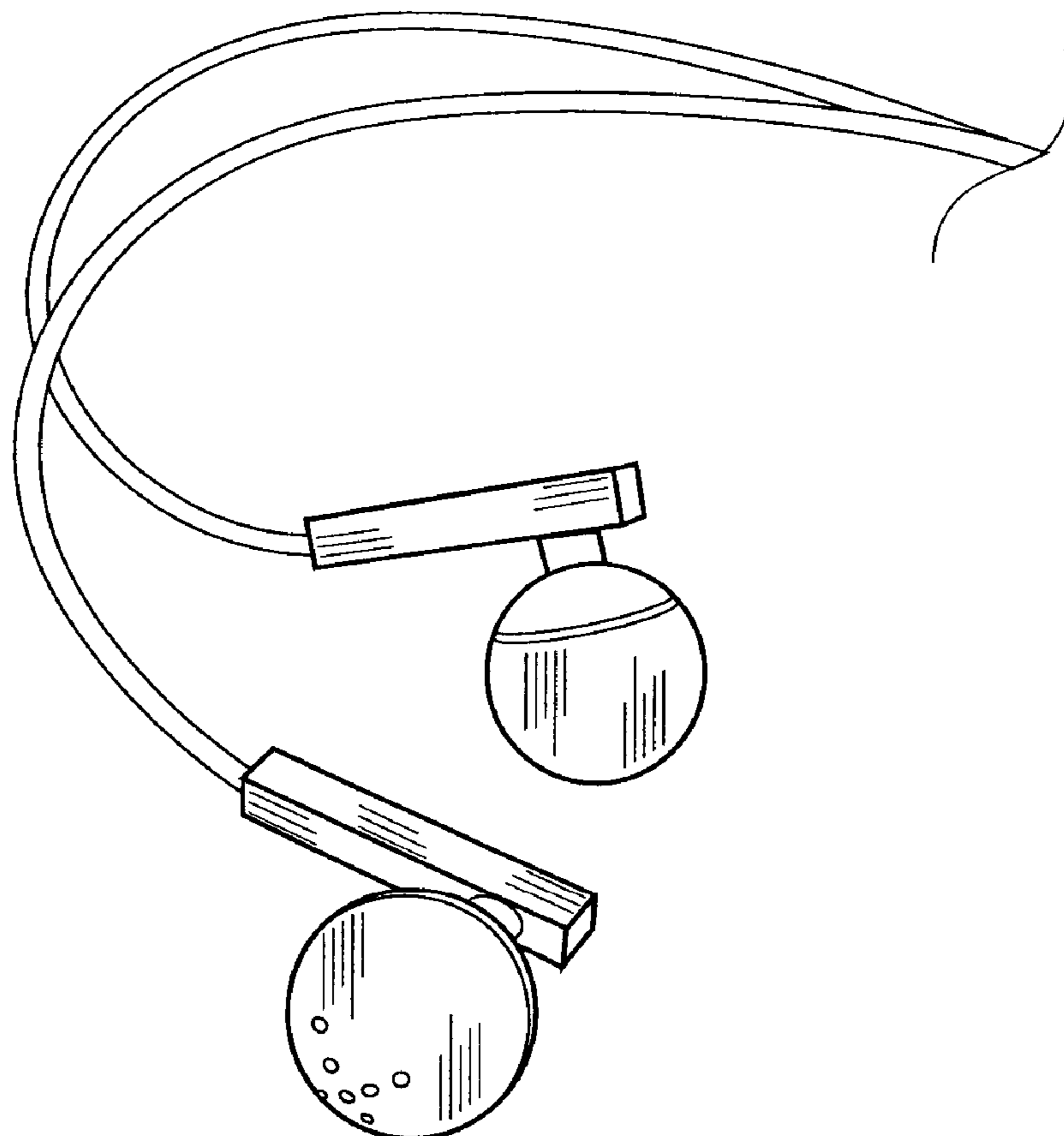
FIG. 1 is a perspective view of spherical headphones showing my new design;  
FIG. 2 is a front elevational view thereof, the cord is drawn shorter and broken away for purposes of illustration;  
FIG. 3 is a right view thereof;  
FIG. 4 is a back view thereof;  
FIG. 5 is a left view thereof;  
FIG. 6 is a top view thereof; and,  
FIG. 7 is a bottom view thereof.

(56) **References Cited**

**U.S. PATENT DOCUMENTS**

- D137,091 S \* 1/1944 Smith ..... D24/106
- D215,217 S \* 9/1969 Noyes ..... D14/205
- D331,966 S \* 12/1992 Gardner, Jr. .... D24/106

**1 Claim, 7 Drawing Sheets**



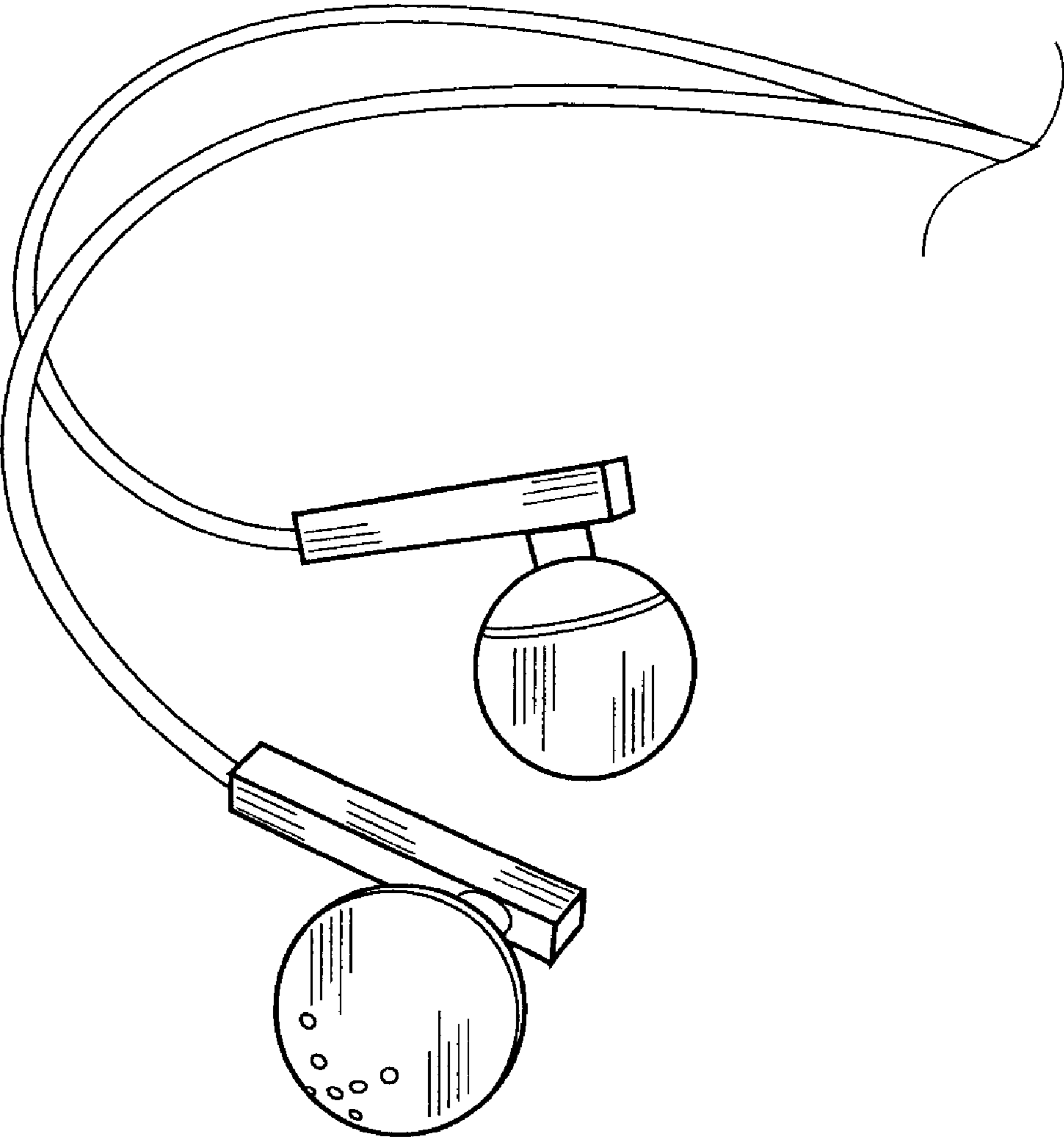


Fig. 1

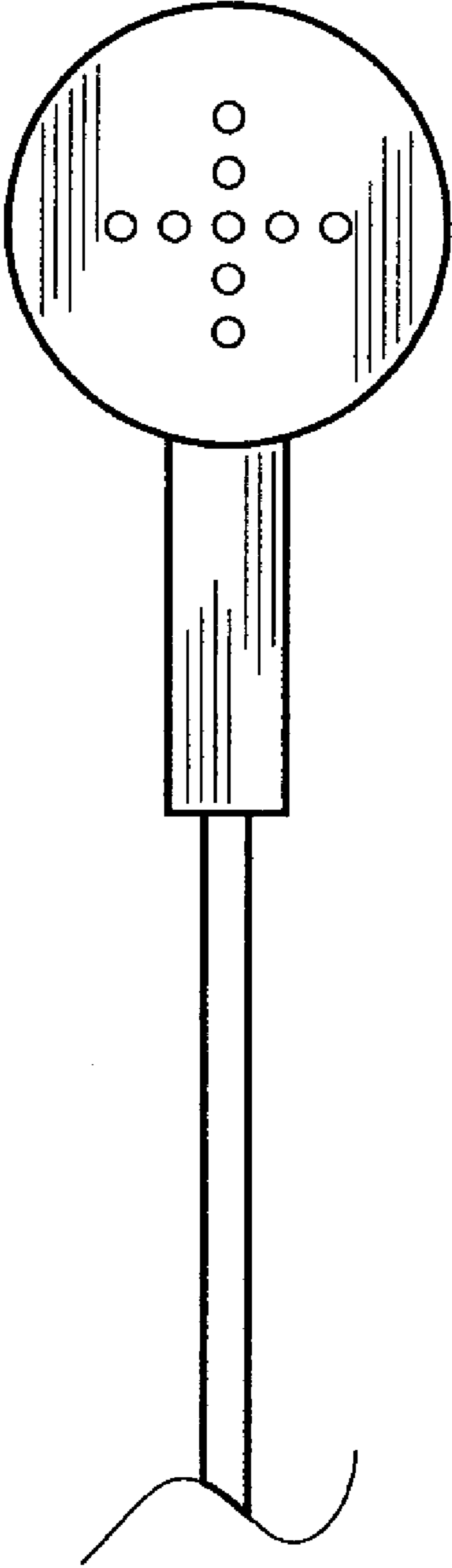


Fig. 2

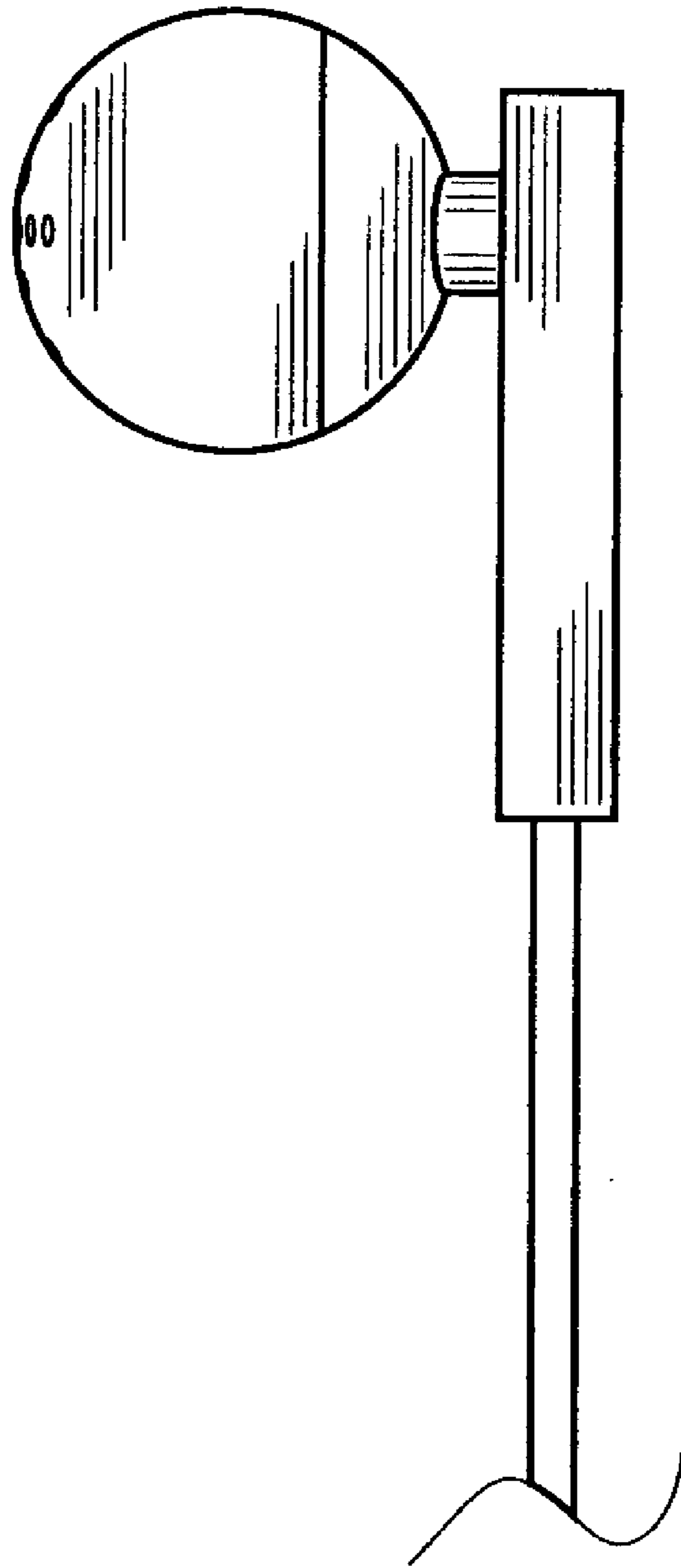


Fig. 3

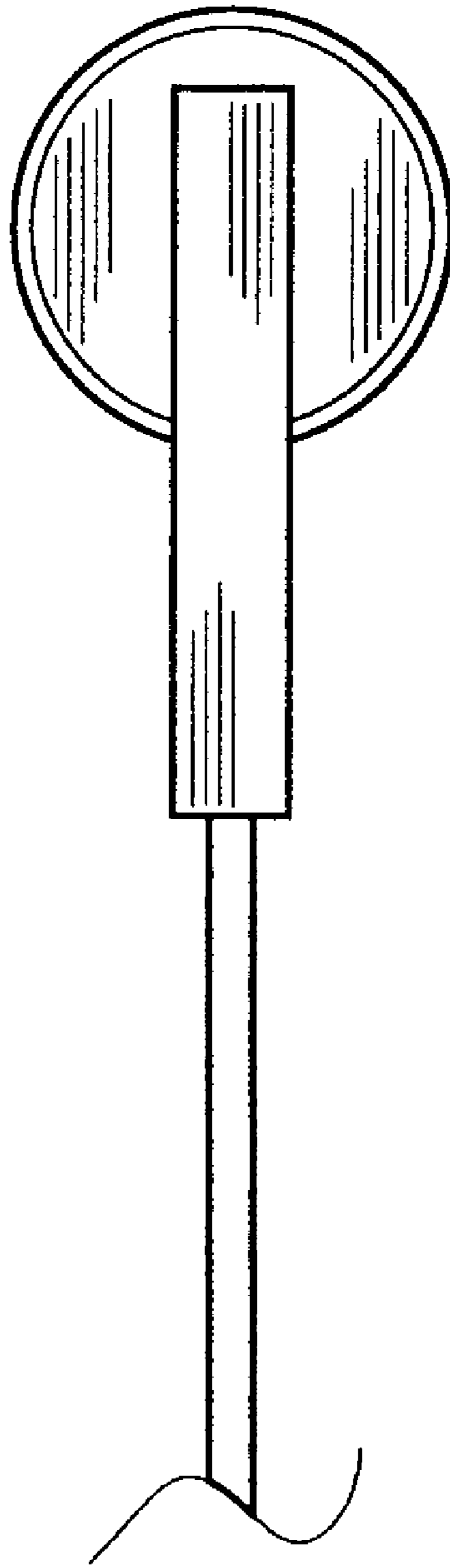


Fig. 4

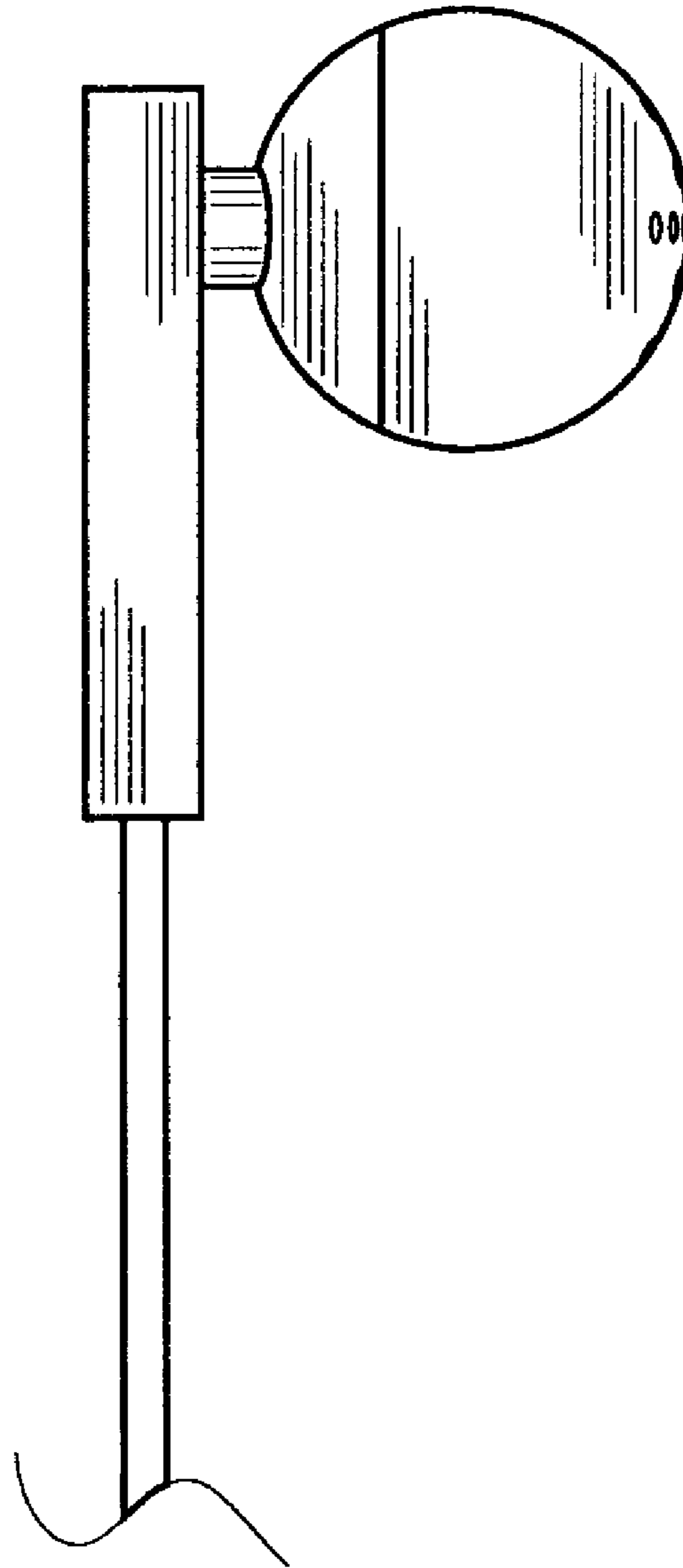


Fig. 5



Fig. 6




Fig. 7