



US00D512974S

(12) **United States Design Patent**
Nasrallah

(10) **Patent No.:** **US D512,974 S**

(45) **Date of Patent:** **** Dec. 20, 2005**

(54) **DIGITAL VIDEO DISC RECORDER**

D472,534 S * 4/2003 Ueno et al. D14/136
D484,473 S * 12/2003 Johansson et al. D14/136
D484,474 S * 12/2003 Johansson et al. D14/136

(75) Inventor: **Nada Nasrallah, Vienna (AT)**

(73) Assignee: **Koninklijke Philips Electronics, N.V.,
Eindhoven (NL)**

* cited by examiner

Primary Examiner—Nanda Bondade

(**) Term: **14 Years**

(57) **CLAIM**

(21) Appl. No.: **29/208,460**

The ornamental design for a digital video disc recorder, as shown.

(22) Filed: **Jun. 29, 2004**

(51) **LOC (6) Cl.** **14-01**

(52) **U.S. Cl.** **D14/136**

(58) **Field of Search** D14/135-136,
D14/156-157, 160-165, 167-168, 192-198,
188, 217, 257, 258, 445; 360/99.02, 99.07;
369/75.11, 75.21, 77.21, 77.11; 720/612,
619, 647, 655; 455/344, 347-351

DESCRIPTION


FIG. 1 is a perspective view showing my design;
FIG. 2 is a front elevational view thereof;
FIG. 3 is a rear elevational view thereof;
FIG. 4 is a right side elevational view thereof;
FIG. 5 is a left side elevational view thereof;
FIG. 6 is a top plan view thereof; and,
FIG. 7 is a bottom plan view thereof.

(56) **References Cited**

U.S. PATENT DOCUMENTS

D437,303 S * 2/2001 Hibino D14/156

1 Claim, 3 Drawing Sheets






FIG. 1

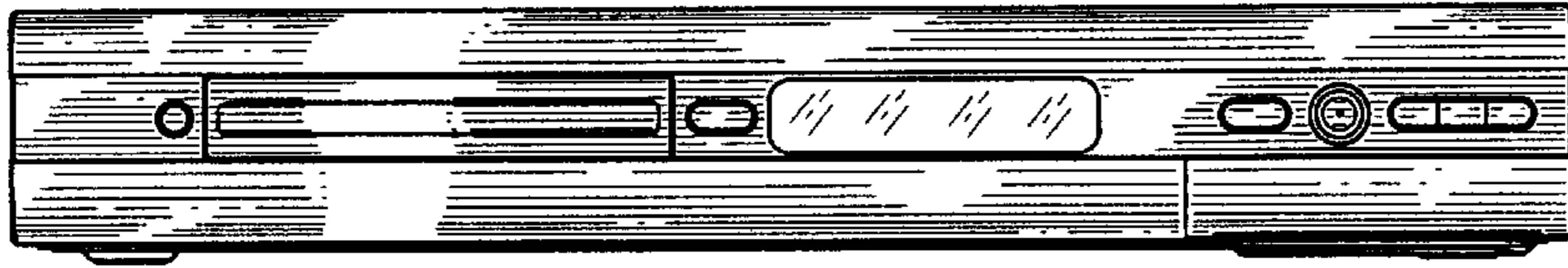


FIG. 2

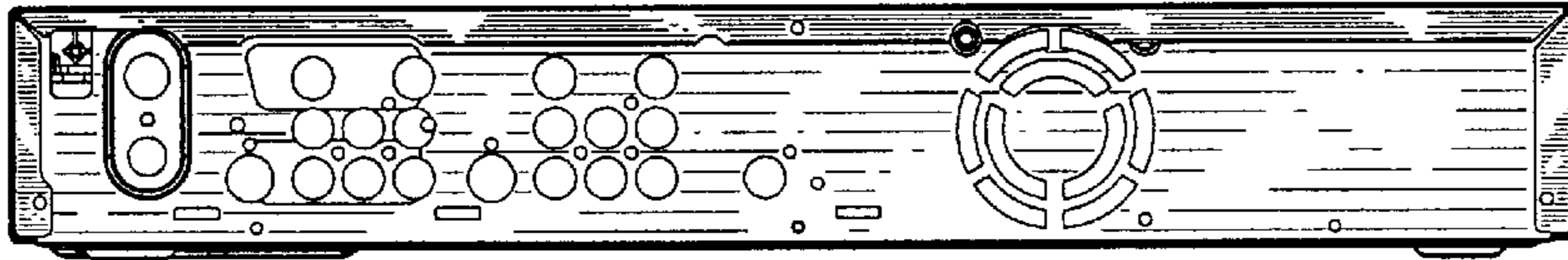


FIG. 3

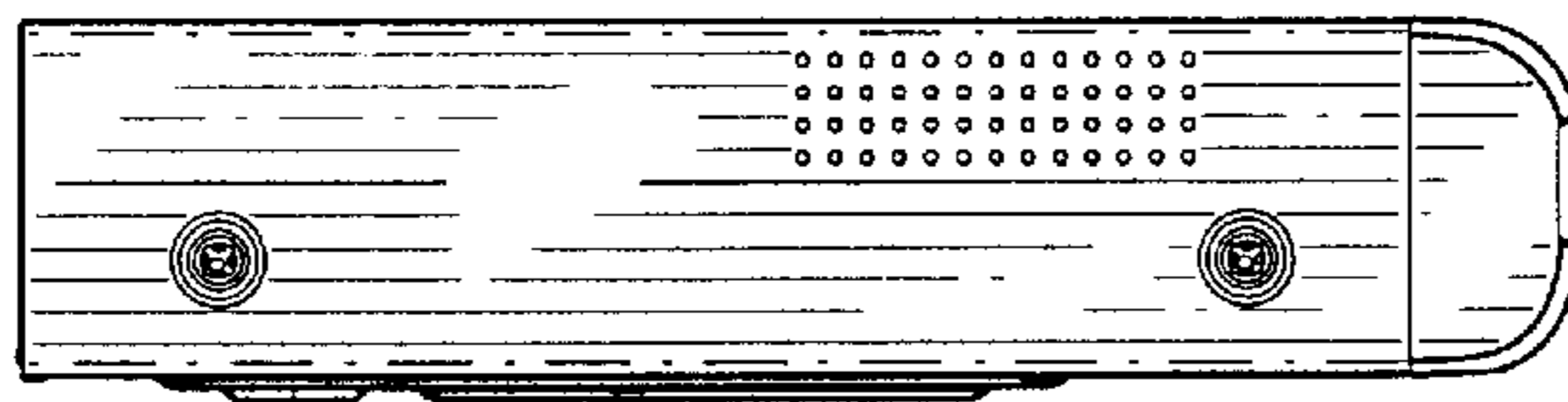


FIG. 4




FIG. 5




FIG. 6

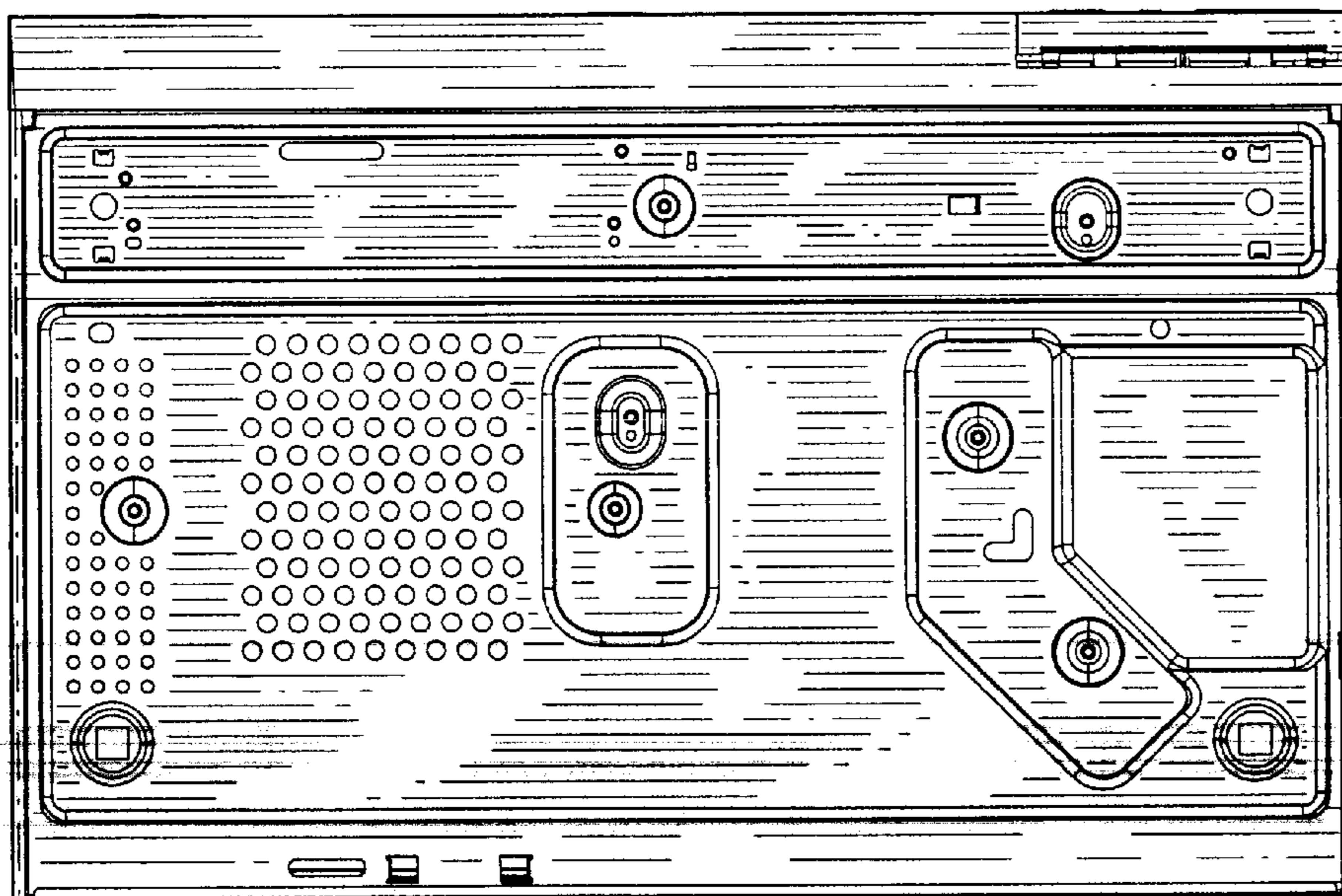


FIG. 7