



US00D512956S

(12) **United States Design Patent**
Schell et al.

(10) **Patent No.:** **US D512,956 S**
(45) **Date of Patent:** **** Dec. 20, 2005**

(54) **PORTION OF A TIRE TREAD PATTERN**

(75) Inventors: **Damon Schell**, Redondo Beach, CA (US); **John A. Frye**, San Pedro, CA (US)

(73) Assignee: **Honda Motor Co., Ltd.**, Tokyo (JP)

(**) Term: **14 Years**

(21) Appl. No.: **29/195,251**

(22) Filed: **Dec. 10, 2003**

(51) **LOC (6) Cl.** **12-15**

(52) **U.S. Cl.** **D12/544**

(58) **Field of Search** D12/544, 546-7, D12/579, 581-2, 900; 152/209.1, 209.9, 209.12, 209.16, 209.28

(56) **References Cited**

U.S. PATENT DOCUMENTS

4,480,672	A	*	11/1984	Marshall et al.	152/209.12
D389,441	S	*	1/1998	Rooney	D12/544
D440,911	S	*	4/2001	Slingluff	D12/546
D440,913	S	*	4/2001	McMannis	D12/544
D444,110	S	*	6/2001	Umstot et al.	D12/544
D457,482	S	*	5/2002	Rooney et al.	D12/544

OTHER PUBLICATIONS

Denman Ground Hawg Tire, 2003 Tread Design Guide, Jan. 2003, p. 152. 2/4.*

Maxxis Rubicon M983 Tire and Maxxis M966 Tire, 2003 Tread Design Guide, Jan. 2003, p. 200. 1/5 and 3/1.*

Titan Sabre Tooth ATV Tire, 2003 Tread Design Guide, Jan. 2003, p. 208. 3/4.*

* cited by examiner

Primary Examiner—Robert M. Spear

(74) *Attorney, Agent, or Firm*—Plumsea Law Group, LLC

(57) **CLAIM**

The ornamental design for a portion of a tire tread pattern, as shown and described.

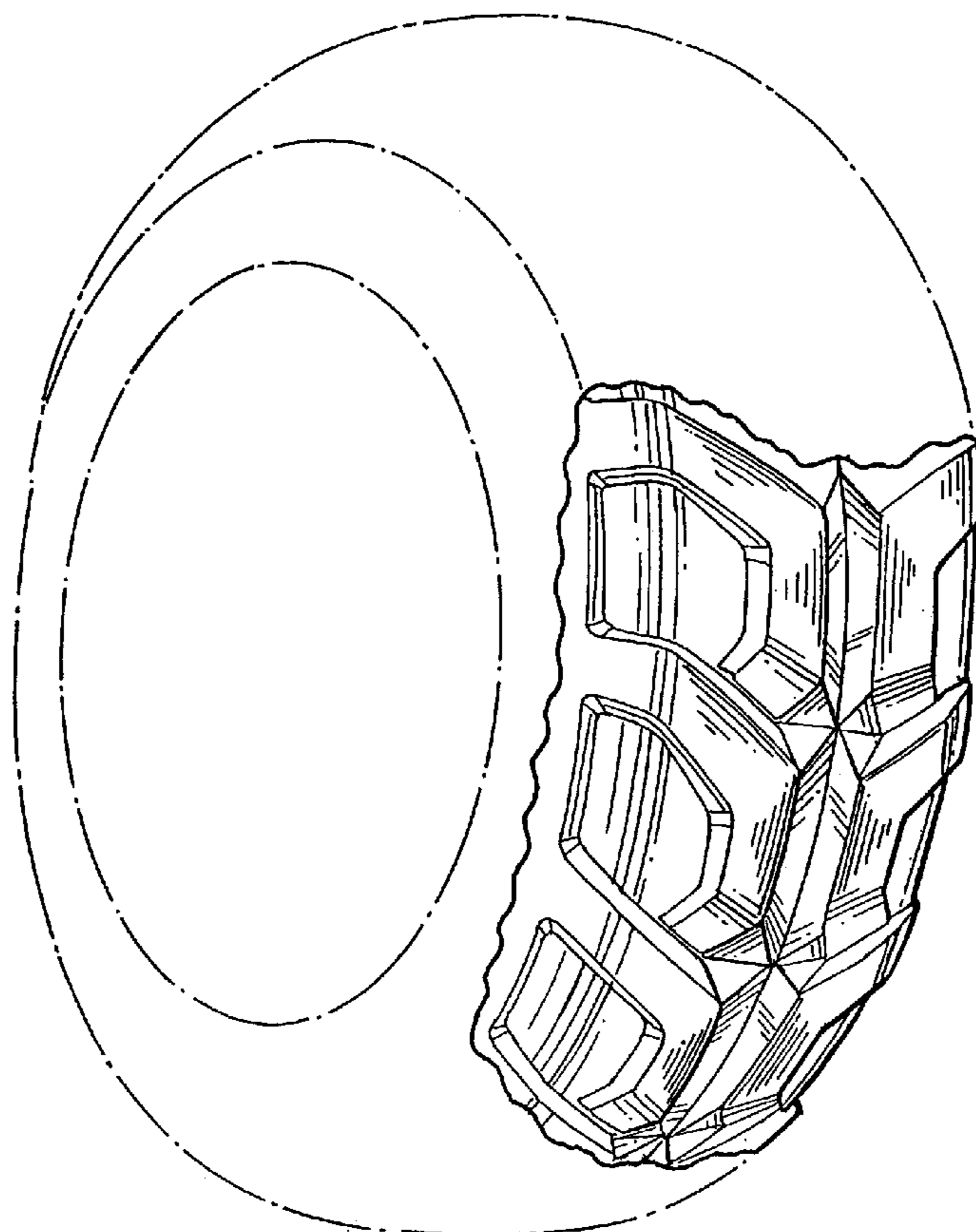
DESCRIPTION

FIG. 1 is a perspective view of a portion of a tire tread pattern of our new design; and,

FIG. 2 is a perspective view from the opposite side thereof.

The broken line showings of the remainder of the tire are for illustrative purposes only and form no part of the claimed invention.

1 Claim, 2 Drawing Sheets



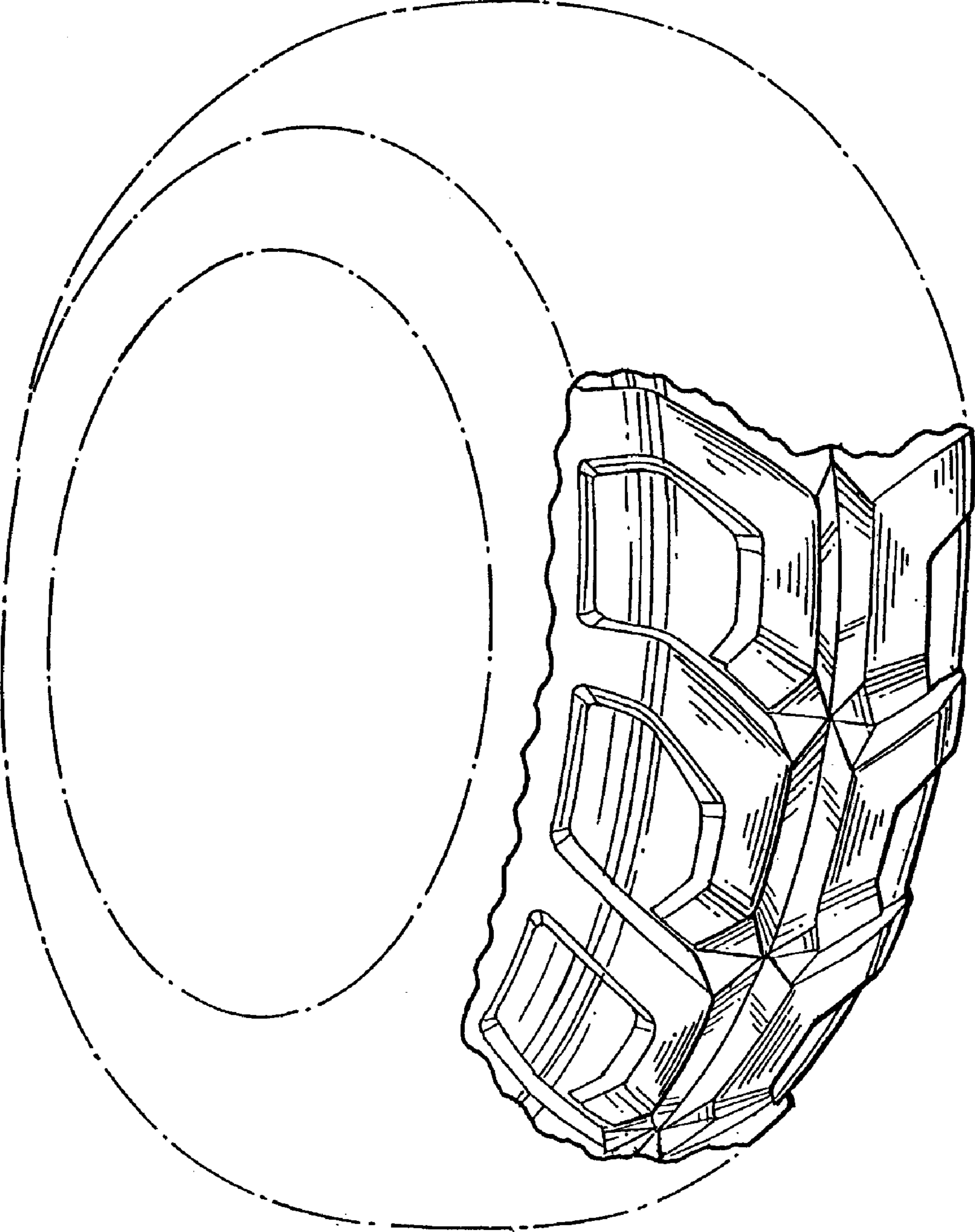


FIG. 1

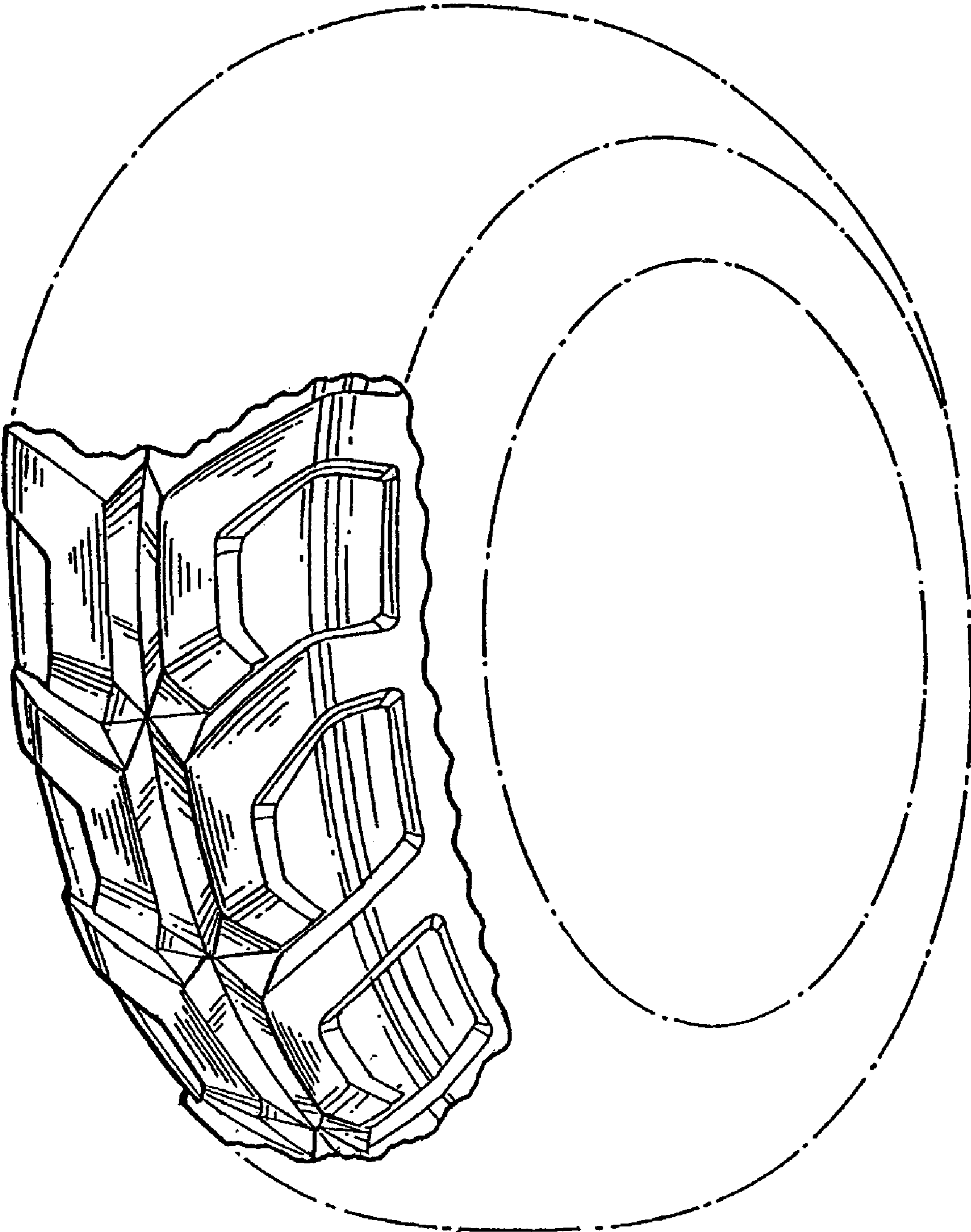


FIG. 2