

US00D512955S

(12) **United States Design Patent**
Misch

(10) **Patent No.:** **US D512,955 S**

(45) **Date of Patent:** **** Dec. 20, 2005**

(54) **OVERHEAD SHELF FOR AUTOMOBILES**

(76) **Inventor:** **Ronald Douglas Misch**, 1303
Crestwood, Coffeyville, KS (US) 67337

(**) **Term:** **14 Years**

(21) **Appl. No.:** **29/194,581**

(22) **Filed:** **Nov. 28, 2003**

(51) **LOC (6) Cl.** **12-16**

(52) **U.S. Cl.** **D12/415**

(58) **Field of Search** D12/400, 406,
D12/415, 416-418; D6/511, 480, 429; 296/37.1-37.8,
70; 180/90; 224/311, 314, 320, 539; 248/312-313;
108/159.11, 44, 129-132; 211/126.3, 183,
50; 312/194-196

(56) **References Cited**

U.S. PATENT DOCUMENTS

D236,855 S	*	9/1975	Hagel	D12/415
D245,772 S	*	9/1977	Drafton	D12/418
D260,630 S	*	9/1981	Drafton	D12/418
D314,739 S	*	2/1991	Mallone	D12/418

D389,452 S	*	1/1998	Scott	D12/415
D402,623 S	*	12/1998	Rosenfeld	D12/415
D428,849 S	*	8/2000	Higginson	D12/418
D461,762 S	*	8/2002	Scott	D12/418
D478,037 S	*	8/2003	Crisafi et al.	D12/415
D483,969 S	*	12/2003	Maholick	D6/511
D492,150 S	*	6/2004	Chesser et al.	D6/511

* cited by examiner

Primary Examiner—Stacia Cadmus


(57) **CLAIM**

The ornamental design for an overhead shelf for automobiles, as shown and described.

DESCRIPTION

FIG. 1 is a top view of the overhead shelf for automobiles, showing my new design;
FIG. 2 is a right side view thereof; and
FIG. 3 is a left side view thereof;
FIG. 4 is a front view thereof;
FIG. 5 is a bottom view thereof; and,
FIG. 6 is a rear view thereof.

1 Claim, 1 Drawing Sheet






Fig. 2

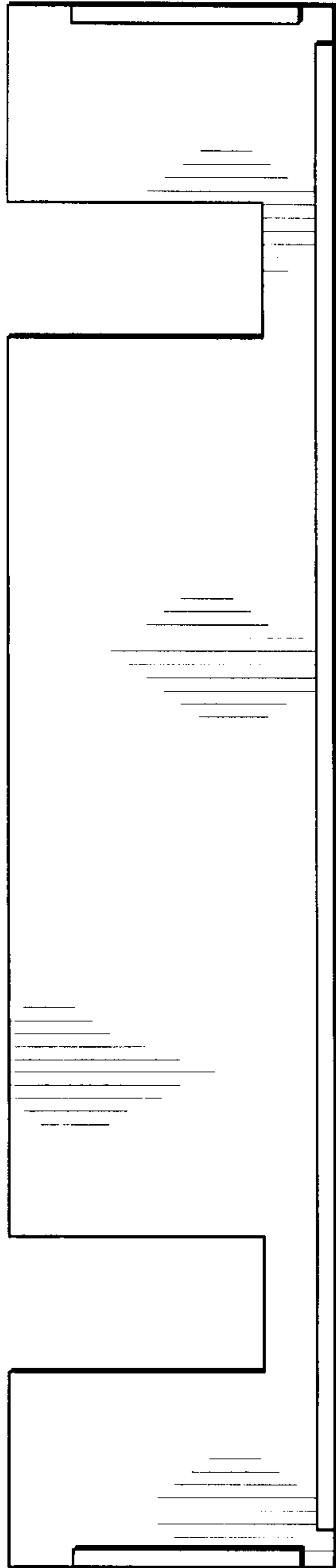


Fig. 1



Fig. 4

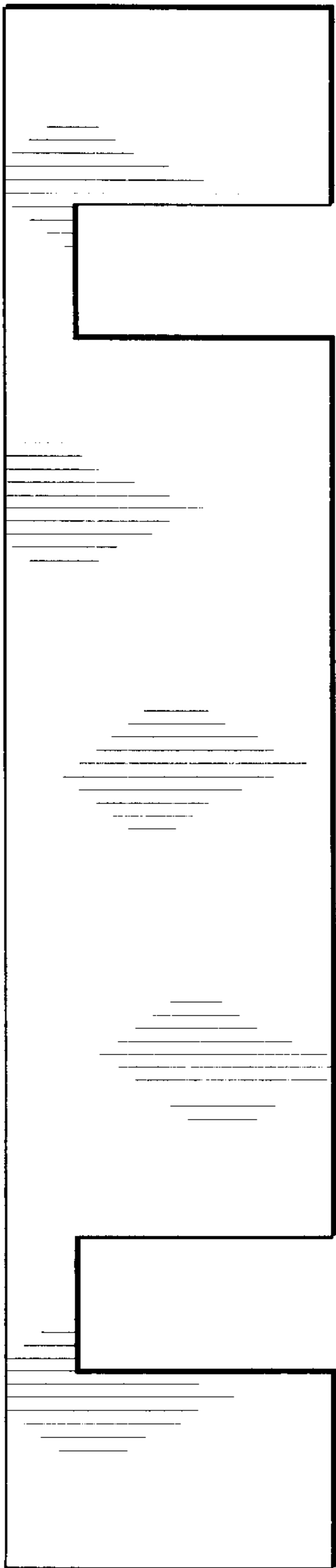


Fig. 5



Fig. 6




Fig. 3