



US00D512943S

(12) **United States Design Patent**
Otto et al.

(10) **Patent No.:** **US D512,943 S**
(45) **Date of Patent:** **** Dec. 20, 2005**

(54) **REAR BUMPER TO AN AUTOMOBILE**

(75) Inventors: **Henrik Otto**, Göteborg (SE); **Fedde Talsma**, Rotterdam (NL); **Alsed Briscoe**, Göteborg (SE)

(73) Assignee: **Ford Global Technologies, LLC.**, Dearborn, MI (US)

(**) Term: **14 Years**

(21) Appl. No.: **29/197,723**

(22) Filed: **Jan. 21, 2004**

(30) **Foreign Application Priority Data**

Jul. 25, 2003 (SE) 03-0700

(51) **LOC (6) Cl.** **12-16**

(52) **U.S. Cl.** **D12/169**

(58) **Field of Search** D12/90-92, 86,
D12/169, 196; 296/180.1, 180.2; 293/102,
113, 115, 117, 120

(56) **References Cited**

U.S. PATENT DOCUMENTS

D416,222 S * 11/1999 Sacco et al. D12/196

D419,937 S * 2/2000 Sacco et al. D12/169
D439,553 S * 3/2001 Sacco et al. D12/169
D455,382 S * 4/2002 Gallitzendoerfer et al. D12/169
D476,928 S * 7/2003 Boyer D12/169
D493,752 S * 8/2004 Kneefel et al. D12/169
D495,630 S * 9/2004 Pfeiffer et al. D12/169

* cited by examiner

Primary Examiner—Melody N. Brown

(74) *Attorney, Agent, or Firm*—Albihns Stockholm AB


(57) **CLAIM**

The ornamental design for a rear bumper to an automobile, as shown and described.

DESCRIPTION

FIG. 1 is a front elevational view of a rear bumper to an automobile according to our new design; FIG. 2 is a rear elevational view thereof; FIG. 3 is a top view thereof, looking directly down; FIG. 4 is a bottom view thereof, looking directly up; FIG. 5 is a right side elevational view thereof, the opposite side thereof is identical thereto; FIG. 6 is a left side perspective view thereof; and, FIG. 7 is a right side perspective view thereof.

1 Claim, 7 Drawing Sheets






FIG.1




FIG.2




FIG.3




FIG.4




FIG. 5




FIG. 6




FIG.7