



US00D512940S

(12) **United States Design Patent**  
**Petree, Jr.**

(10) **Patent No.:** **US D512,940 S**  
(45) **Date of Patent:** **\*\* Dec. 20, 2005**

(54) **AWARD TROPHY**

(75) Inventor: **Joseph L. Petree, Jr.**, Park Ridge, IL (US)

(73) Assignee: **R.S. Owens and Company**, Chicago, IL (US)

(\*\*) Term: **14 Years**

(21) Appl. No.: **29/227,604**

(22) Filed: **Apr. 13, 2005**

**Related U.S. Application Data**

(62) Division of application No. 29/211,071, filed on Aug. 11, 2004.

(51) **LOC (6) Cl.** ..... **11-02**

(52) **U.S. Cl.** ..... **D11/131**

(58) **Field of Search** ..... D11/117-164;  
D6/300-314; D19/34.1, 34.2, 75, 77, 84,  
85, 86, 90, 91, 95, 96, 97; D20/15, 43;  
D99/17, 21, 24, 25, 99; 428/3, 7, 8, 13,  
14, 542.2, 542.4; 40/661, 661.01, 358,  
606.01, 600, 606.13, 606.17, 606.18, 611.06,  
700, 711, 722, 725, 734, 739, 740, 743,  
745, 746, 761, 764, 765, 778, 798, 799;  
248/450, 451, 453, 466, 467, 469, 473,  
309.4, 310, 314, 316.8, 346.01, 346.03,  
346.5, 915

(56) **References Cited**

**U.S. PATENT DOCUMENTS**

1,949,180 A \* 2/1934 Rettich ..... 40/764  
D149,121 S \* 3/1948 Golden ..... D6/314  
D248,743 S \* 8/1978 Campbell ..... D11/140

D253,228 S \* 10/1979 Campbell et al. .... D11/125  
D308,447 S \* 6/1990 Canetti ..... D6/310  
D308,767 S \* 6/1990 Hsu ..... D6/310  
5,419,940 A \* 5/1995 Wood et al. .... 428/13  
5,834,073 A \* 11/1998 Greenblat et al. .... 428/13  
6,060,171 A \* 5/2000 Greenblat et al. .... 428/542.2  
D461,744 S \* 8/2002 Jain ..... D11/164  
D478,402 S \* 8/2003 Roll ..... D99/17  
6,828,034 B2 \* 12/2004 Banman ..... 428/542.4

**OTHER PUBLICATIONS**

Hong Kong Enterprise Aug. 2003, 1) p. 840: Items JC-6004, JC-6003, JC-6007, CXTL-1009, CXTL-1067A-C; 2) p. 1017: items C3024U-S, C3026U-S and C3025U-S.\*  
Hong Kong Enterprise Oct. 2003, 1) p. 742: item lower left corner; 2) p. 886: items JC303B, JC301H & JC302B.\*

\* cited by examiner

*Primary Examiner*—Catherine Tuttle

(74) *Attorney, Agent, or Firm*—Cook, Alex, McFarron, Manzo, Cummings & Mehler, Ltd.

(57) **CLAIM**

The ornamental design for an award trophy, as shown and described.

**DESCRIPTION**

FIG. 1 is a perspective view of an award trophy showing the new design;  
FIG. 2 is a left side elevational view thereof;  
FIG. 3 is a front elevational view thereof;  
FIG. 4 is a right side elevational view thereof;  
FIG. 5 is a rear elevational view thereof  
FIG. 6 is a top plan view thereof; and,  
FIG. 7 is a bottom plan view thereof.

**1 Claim, 2 Drawing Sheets**



FIG. 3

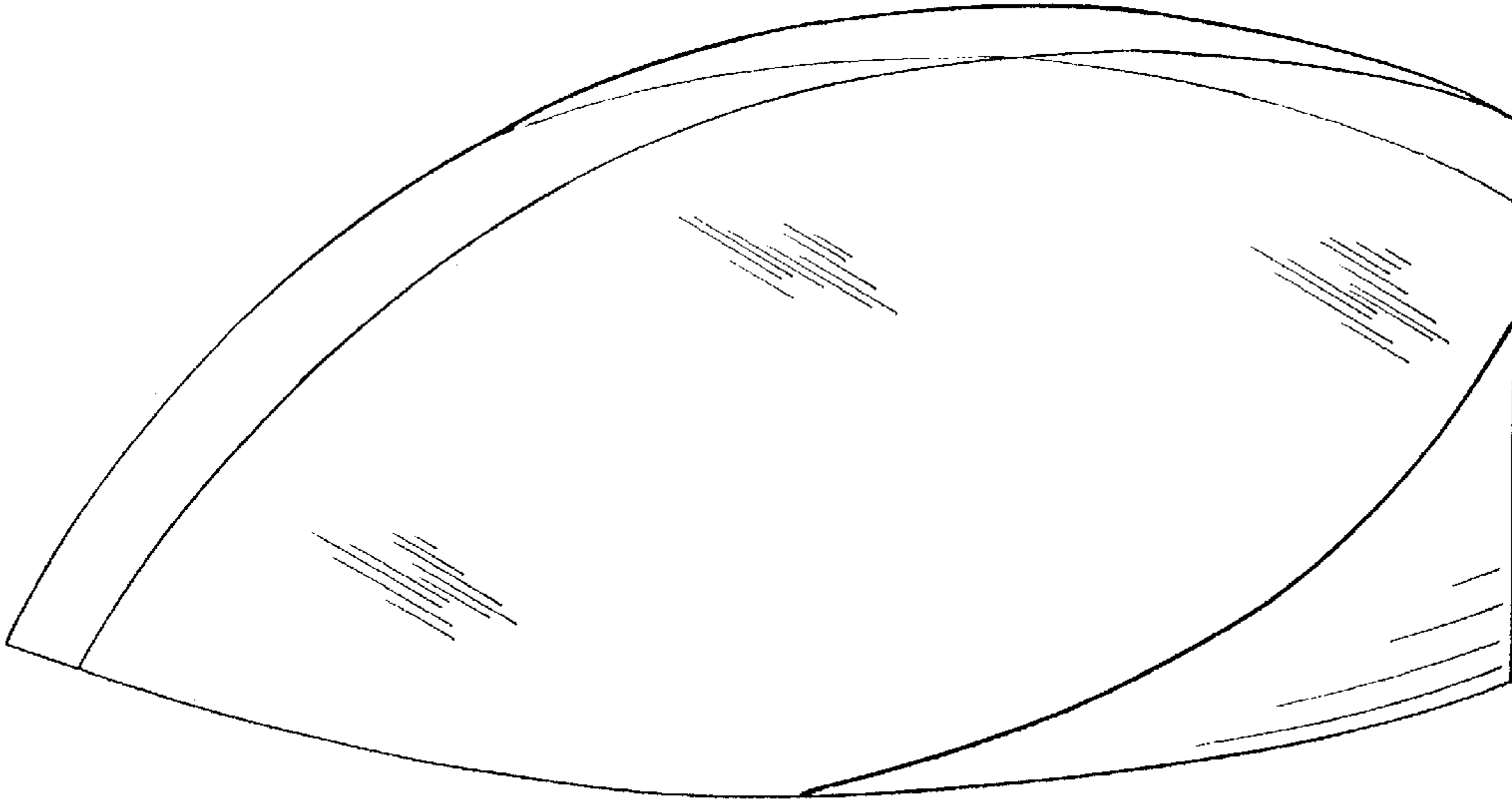


FIG. 2

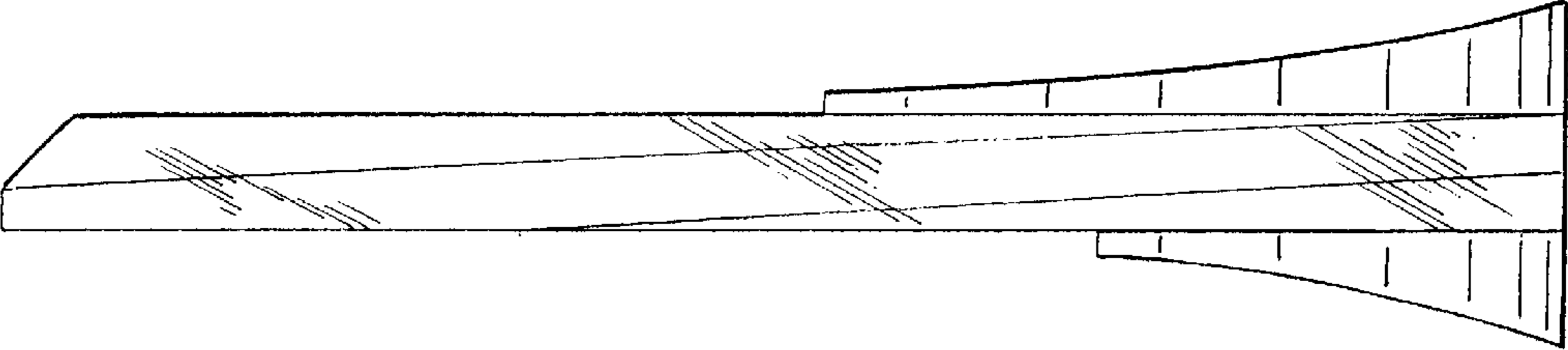


FIG. 1

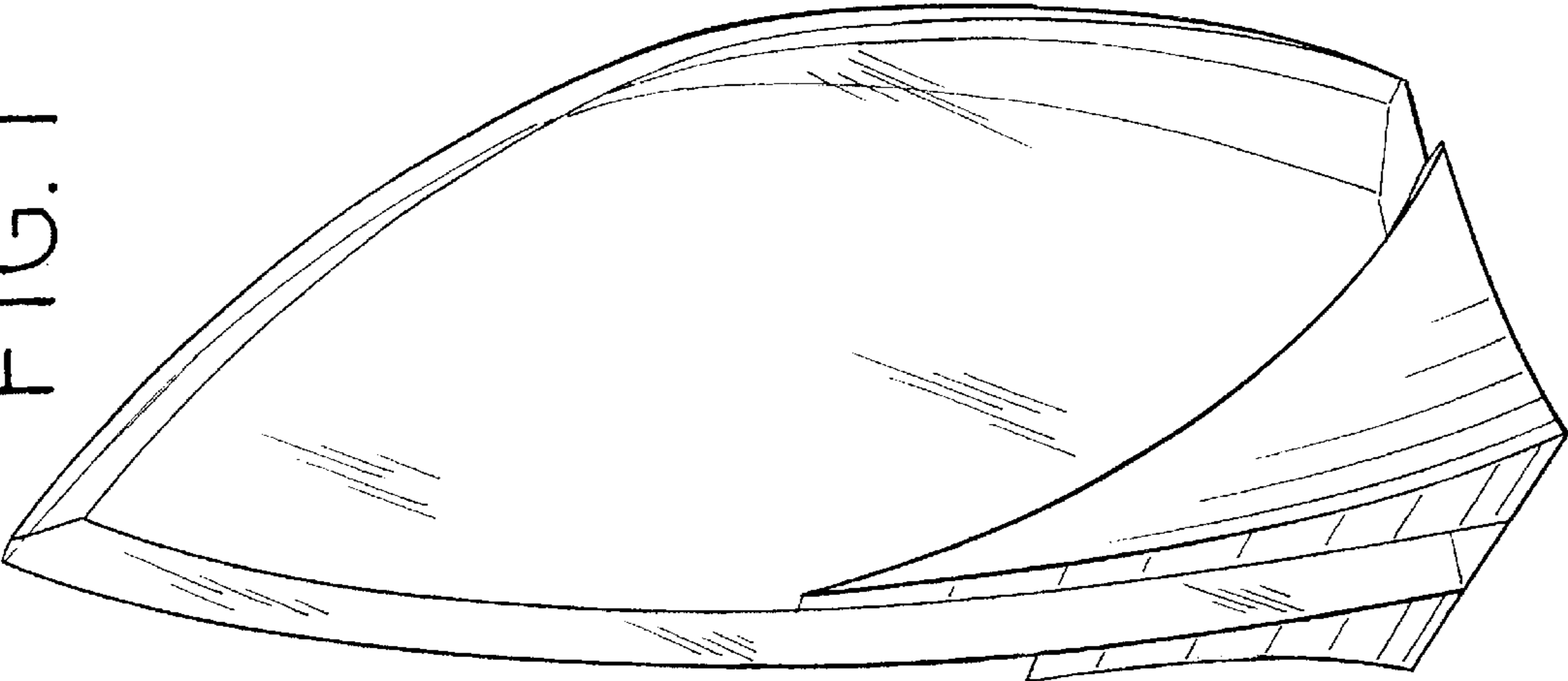


FIG. 4

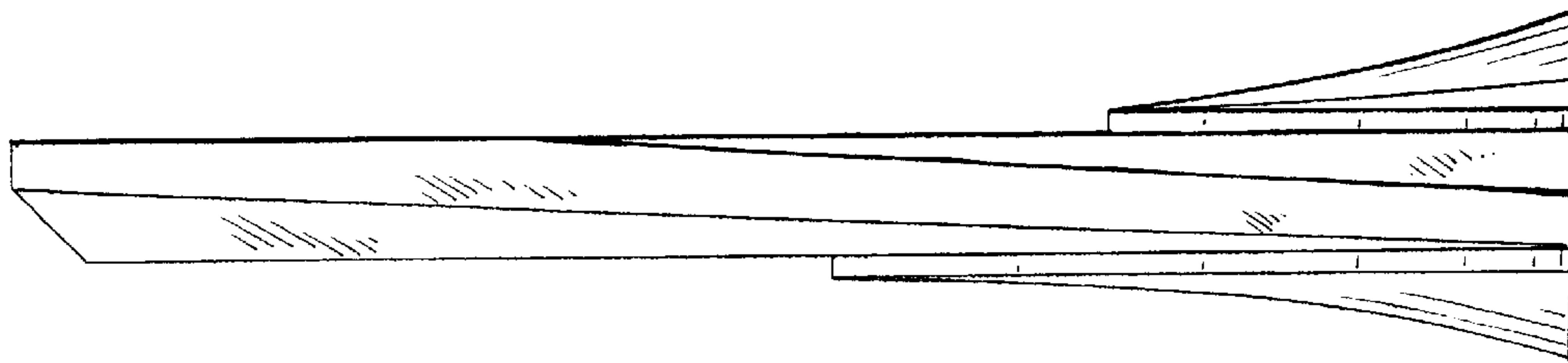


FIG. 5

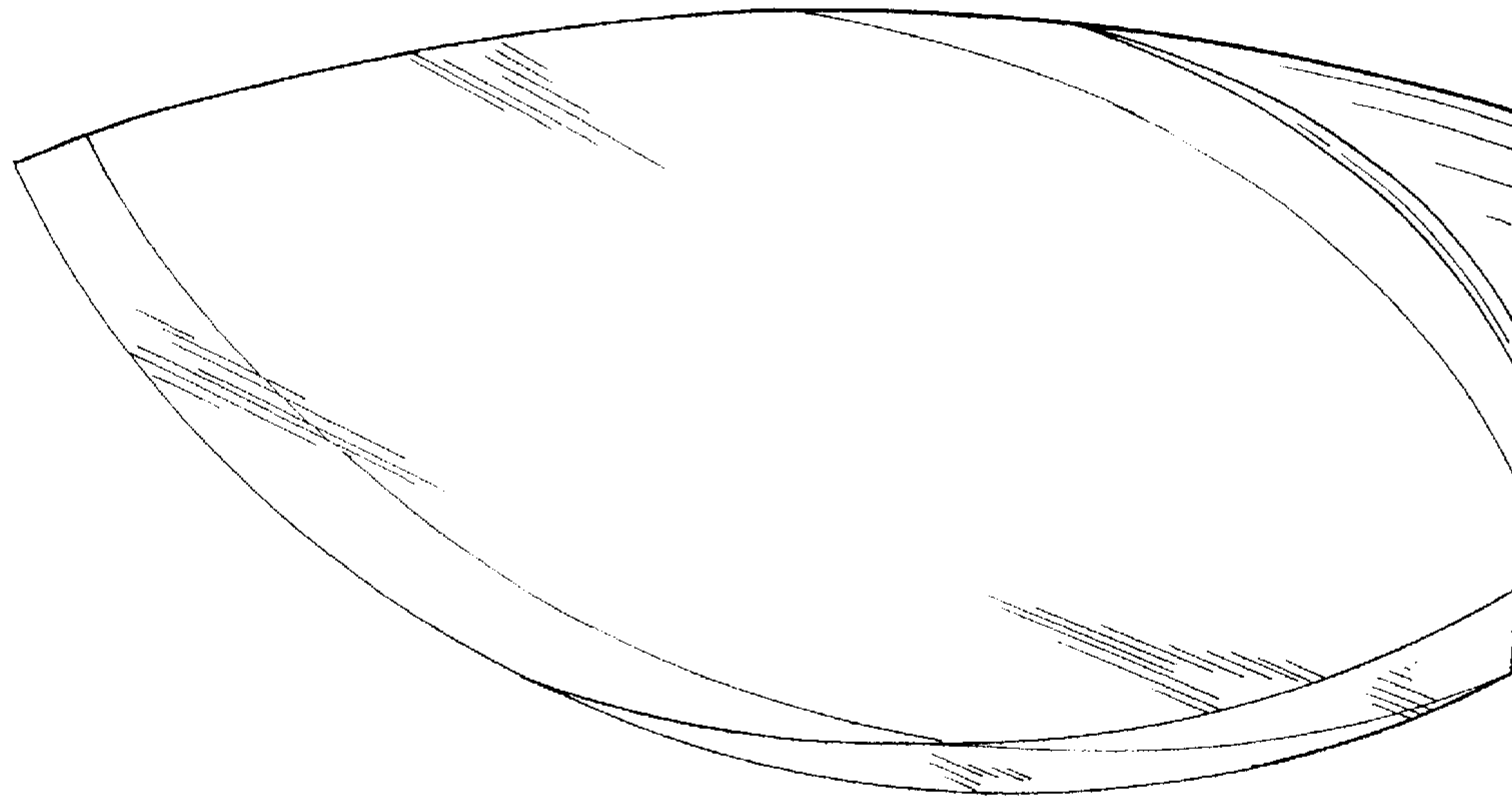


FIG. 6

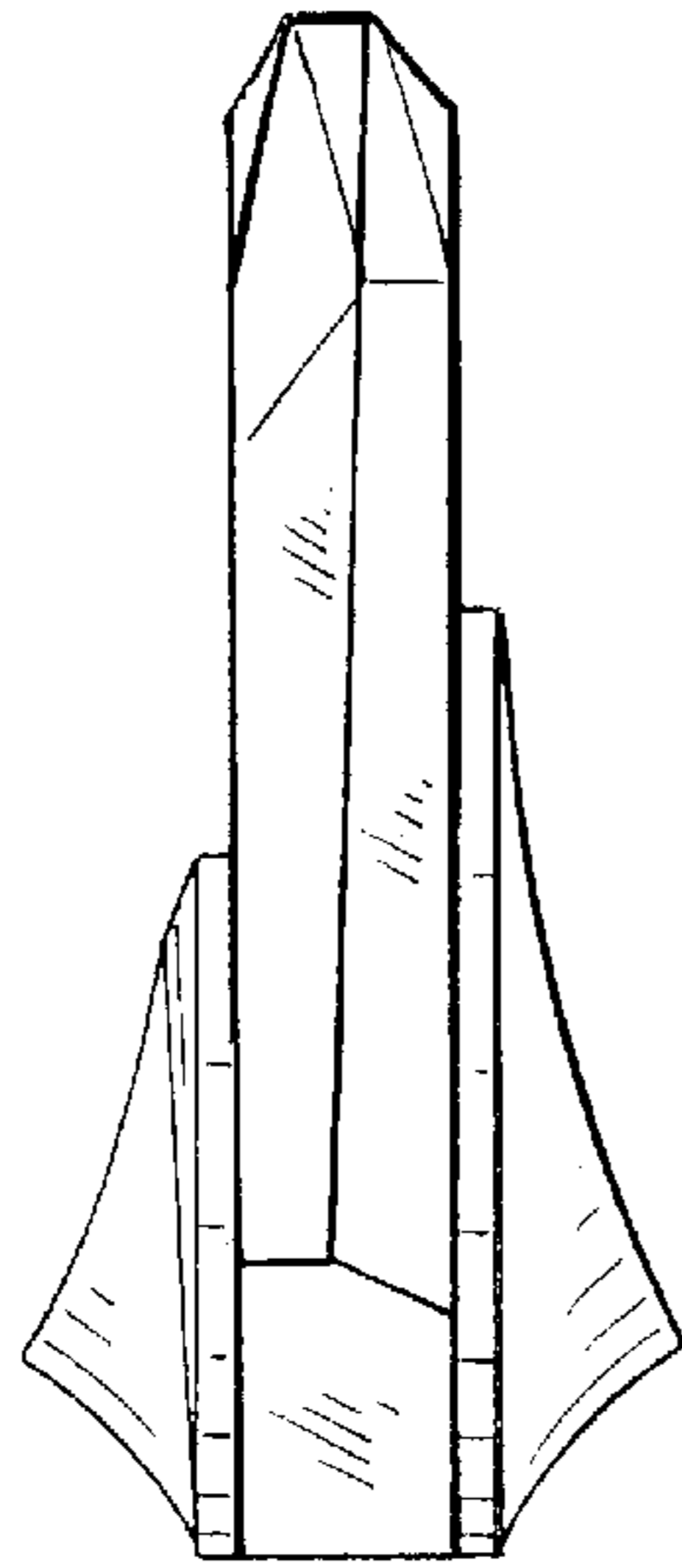


FIG. 7

