



US00D512933S

(12) **United States Design Patent** (10) **Patent No.:** **US D512,933 S**  
**Aghjayan et al.** (45) **Date of Patent:** **\*\* Dec. 20, 2005**

(54) **RING**

(75) Inventors: **Haroutioun Aghjayan**, Englewood Cliffs, NJ (US); **Raymond A. Stuart**, Wyckoff, NJ (US)

(73) Assignee: **Movado LLC**, Wilmington, DE (US)

(\*\*) Term: **14 Years**

(21) Appl. No.: **29/206,284**

(22) Filed: **May 28, 2004**

(51) **LOC (6) Cl.** ..... **11-01**

(52) **U.S. Cl.** ..... **D11/34; D11/26**

(58) **Field of Search** ..... D11/3, 26-39, D11/90, 91; 63/15, 15.1-15.4, 15.45, 15.5-15.6, 15.65, 15.7-15.9, 26-28

(56) **References Cited**

**U.S. PATENT DOCUMENTS**

2,439,727 A \* 4/1948 Granat ..... 63/15.3  
D405,384 S \* 2/1999 Dickhaut ..... D11/26  
6,012,302 A \* 1/2000 Hurwitz et al. .... 63/26

**OTHER PUBLICATIONS**

Diana Couture; Judy Evans; 1999; p. 35; middle right side of page; Platinum Guild International Catalogue.\*  
Platinum Bridal; A. Jaffe; p. 91; middle left side of page; Platinum Guild International Catalogue.\*

U.S. Appl. No. 29/206,296, Aghjayan et al.

U.S. Appl. No. 29/206,294, Aghjayan et al.

U.S. Appl. No. 29/206,298, Aghjayan et al.

\* cited by examiner

*Primary Examiner*—Cathy Anne MacCormac

*Assistant Examiner*—Melanie Levy

(74) *Attorney, Agent, or Firm*—Fross Zelnick Lehrman & Zissu, P.C.; David I. Greenbaum, Esq.

(57) **CLAIM**

The ornamental design for a ring, as shown and described.

**DESCRIPTION**

FIG. 1 is a front perspective view of a ring showing the new design;

FIG. 2 is a front view of the ring shown in FIG. 1;

FIG. 3 is a side view of the ring shown in FIG. 1;

FIG. 4 is a top view of the ring shown in FIG. 1;

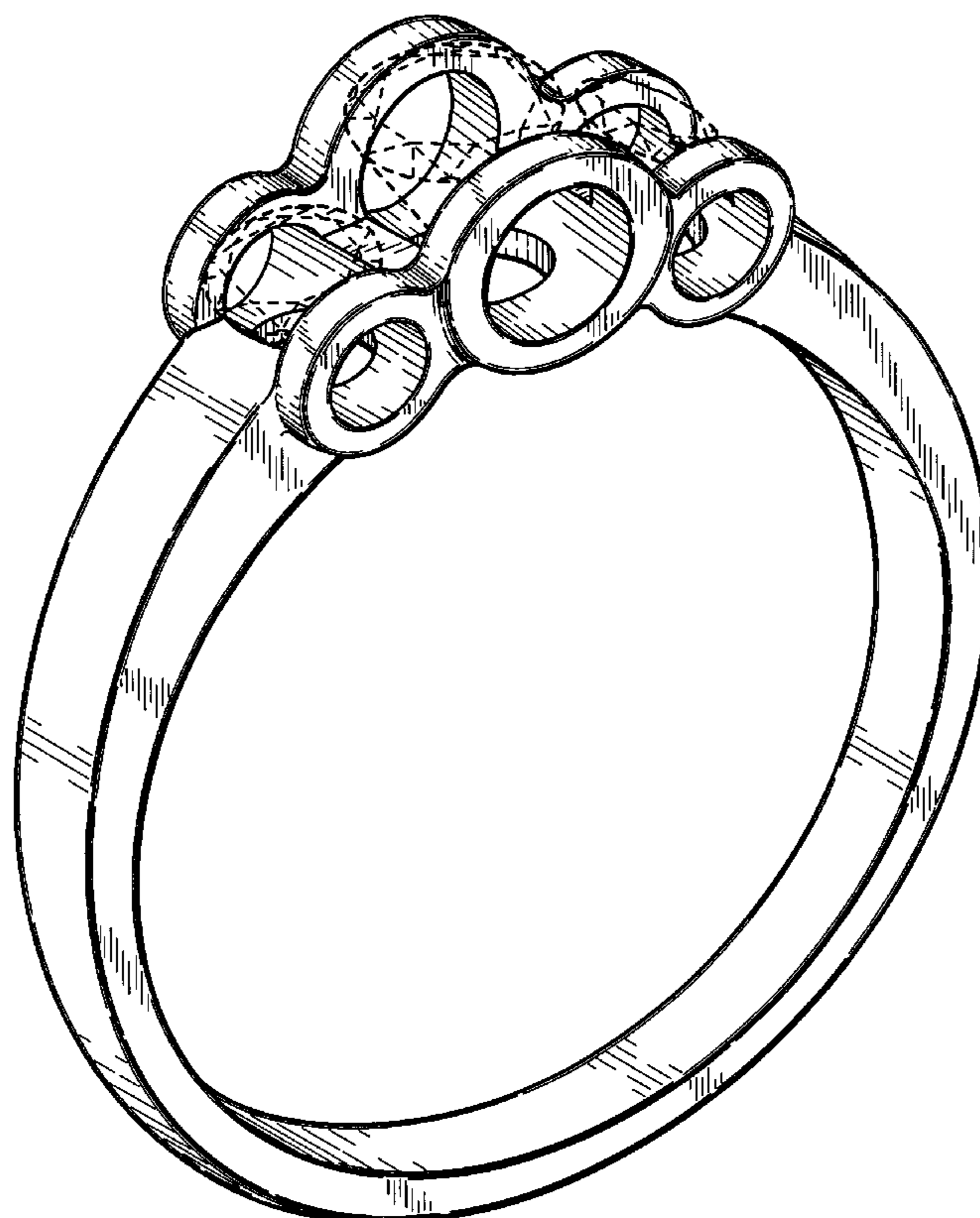
FIG. 5 is a bottom view of the ring shown in FIG. 1;

FIG. 6 is a bottom perspective view of the ring shown in FIG. 1; and,

FIG. 7 is a bottom perspective view of a second embodiment of the ring shown in FIG. 1, the only difference being that the band portion includes no holes therein.

The broken line showing of the gemstones is for illustrative purposes only and forms no part of the claimed design.

**1 Claim, 6 Drawing Sheets**



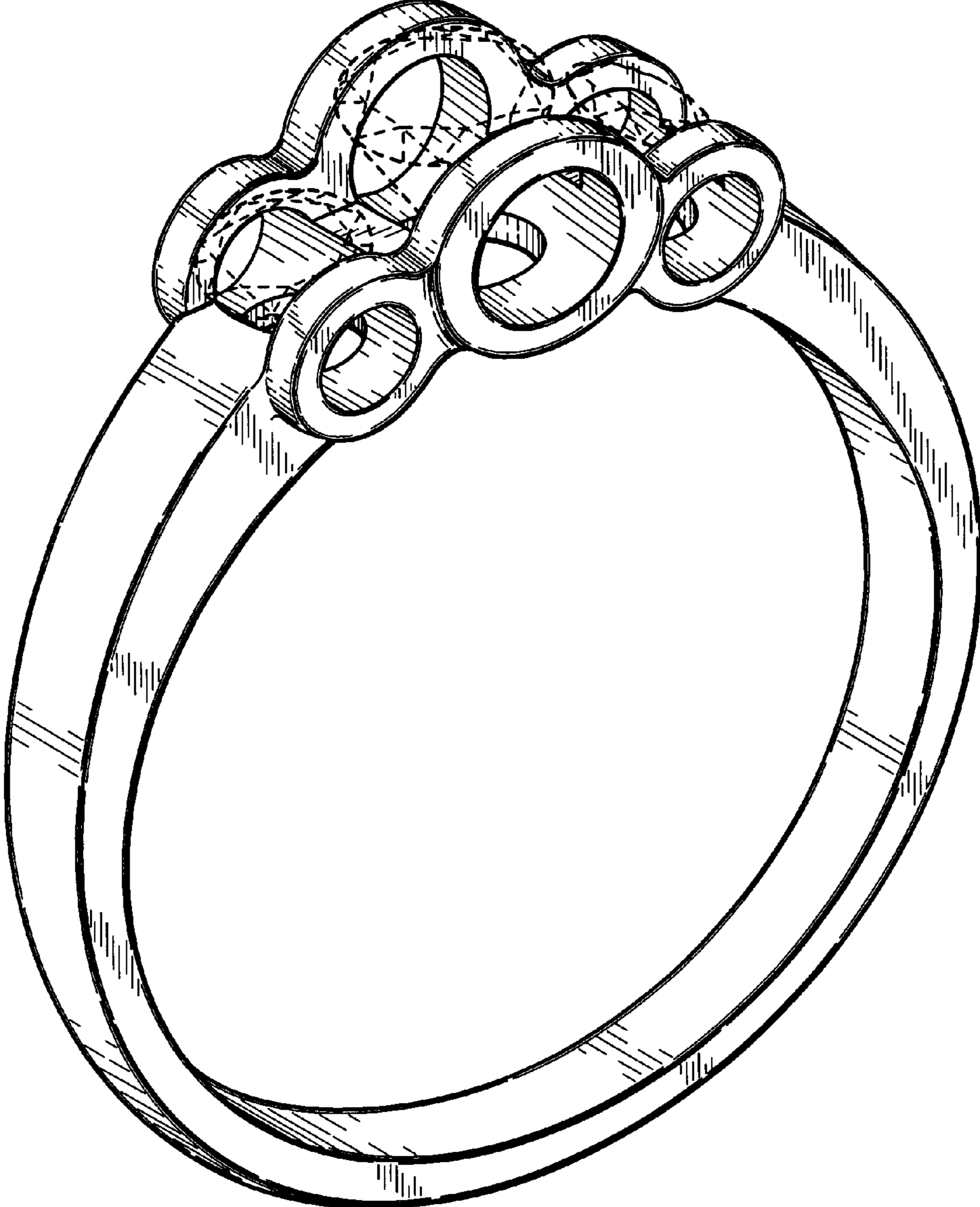


FIG. 1




FIG. 2

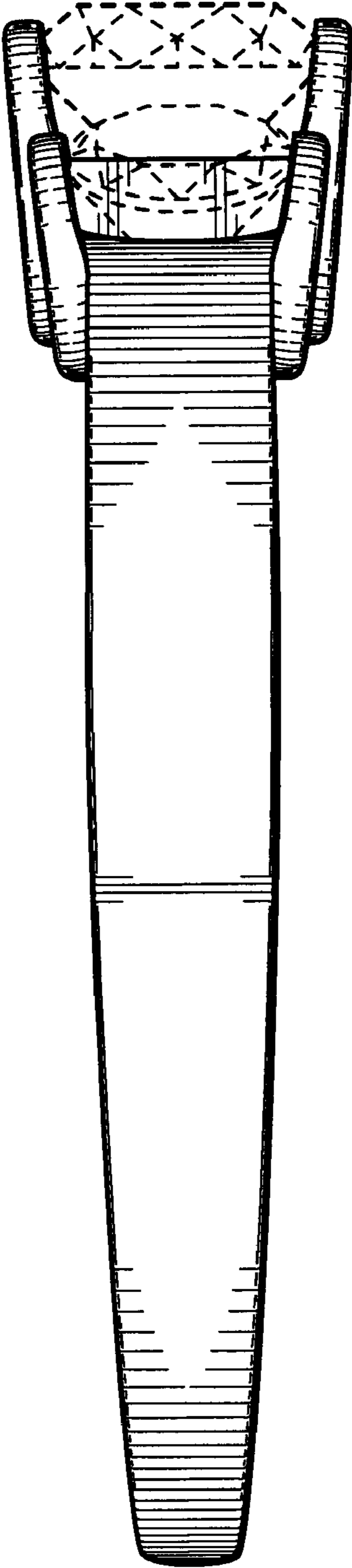


FIG. 3




FIG. 4

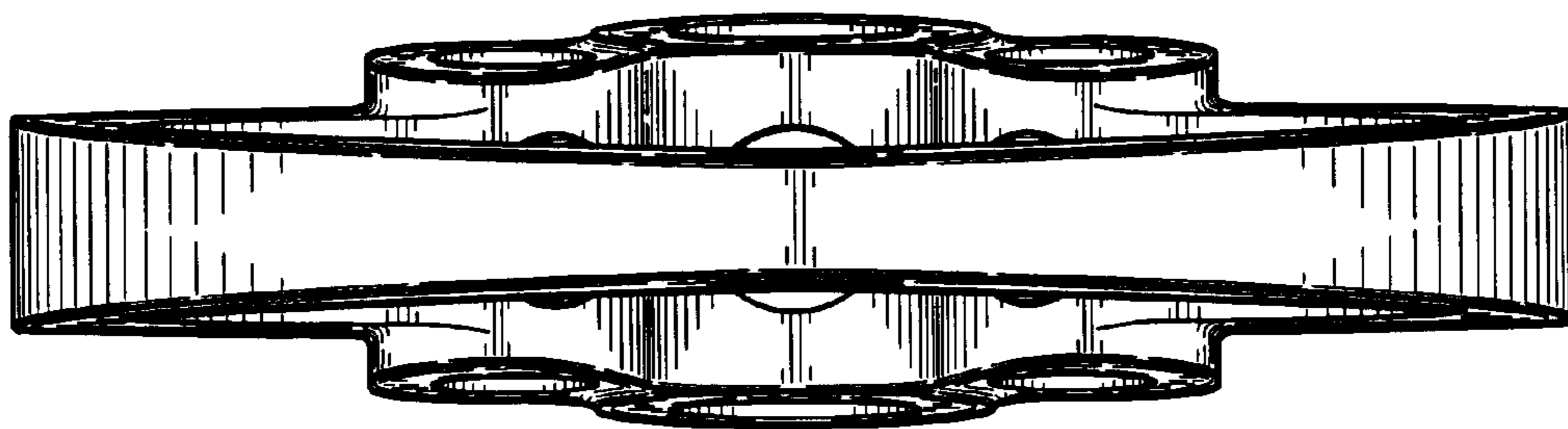


FIG. 5

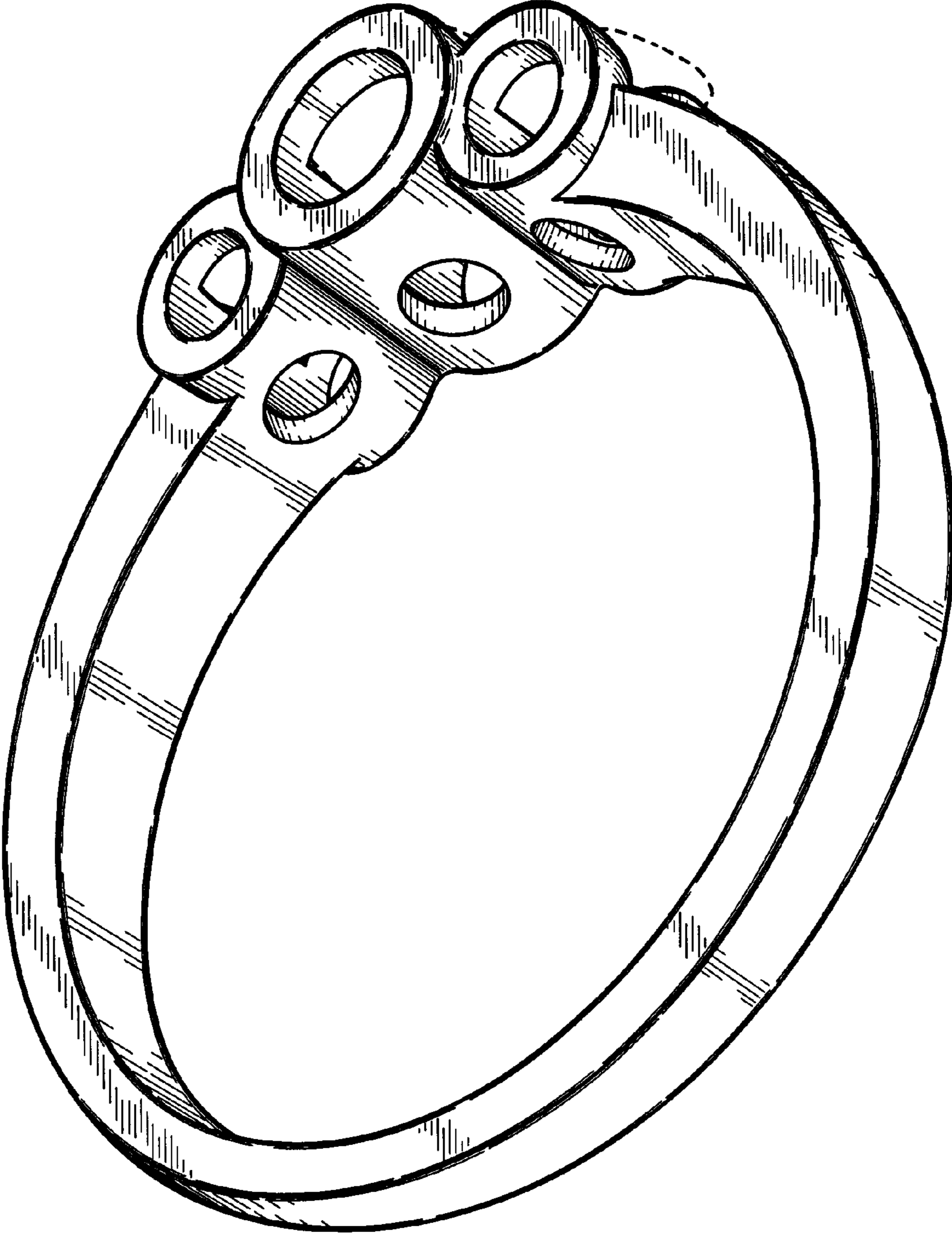


FIG. 6

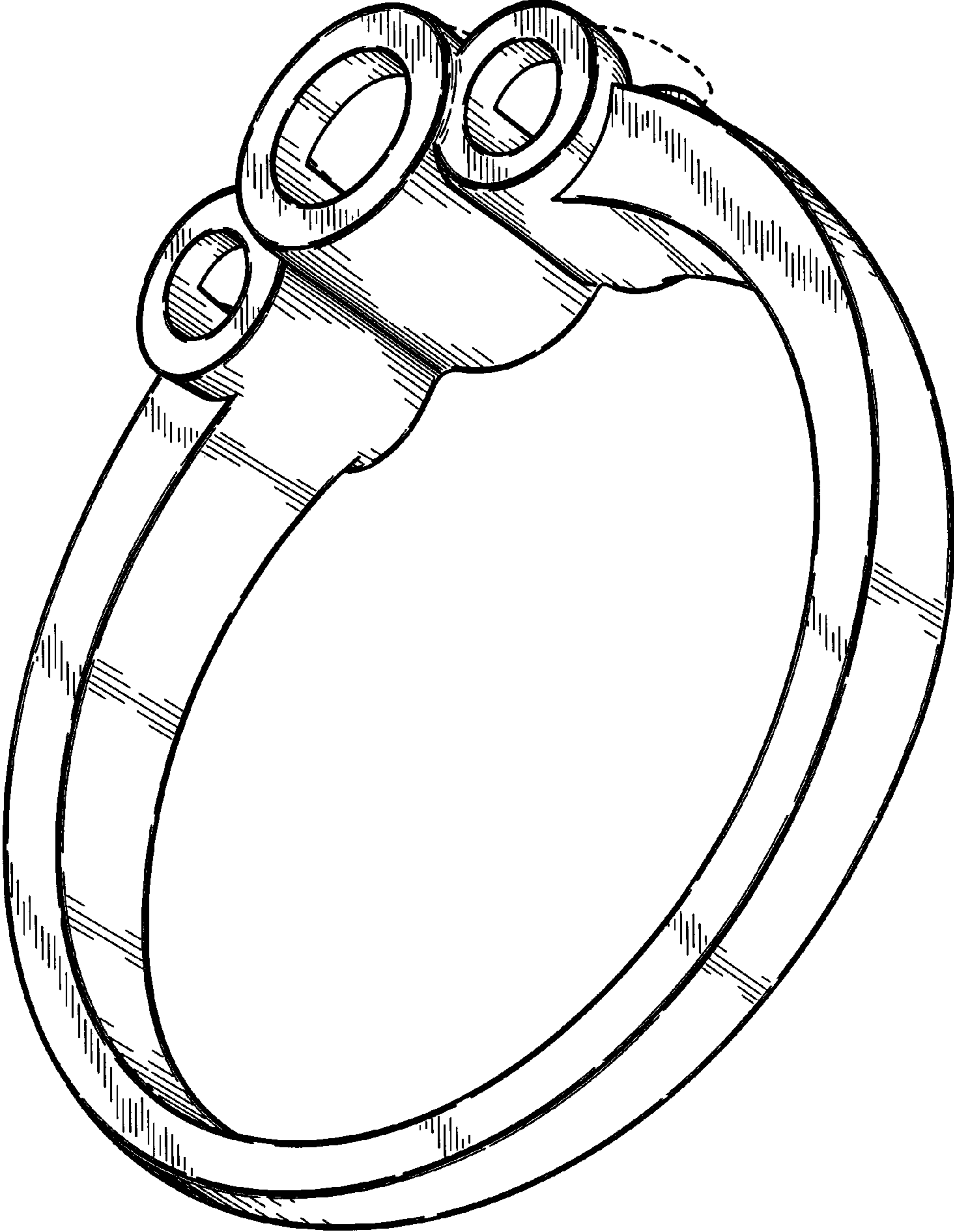


FIG. 7