



US00D512931S

(12) **United States Design Patent** (10) **Patent No.:** **US D512,931 S**
Brown (45) **Date of Patent:** **** Dec. 20, 2005**

(54) **ULTRA HIGH THREAT HOUSTON BARRICADE**

(76) Inventor: **James C. Brown**, 2121 Skyhawk Dr., Fort Wayne, IN (US) 46818

(**) Term: **14 Years**

(21) Appl. No.: **29/212,156**

(22) Filed: **Aug. 27, 2004**

(51) **LOC (6) Cl.** **10-05**

(52) **U.S. Cl.** **D10/113; D10/109**

(58) **Field of Search** D10/106, 114, D10/113, 109, 104; 404/9, 72, 16, 12-15; 362/311; 359/547, 531; 340/908, 908.1, 815.45, 332; 116/63; D25/44, 113

(56) **References Cited**

U.S. PATENT DOCUMENTS

D235,989 S	*	7/1975	Richardson	D25/44
5,104,254 A	*	4/1992	Durand	404/6
5,123,773 A	*	6/1992	Yodock	404/6
5,190,394 A	*	3/1993	Mallon et al.	404/6
D341,098 S	*	11/1993	Yodock	D10/109
5,531,540 A	*	7/1996	Wasserstrom et al.	404/6
D385,362 S	*	10/1997	Rossetti	D25/58
D391,513 S	*	3/1998	Brown	D10/113
5,882,140 A	*	3/1999	Yodock et al.	404/6
5,988,934 A	*	11/1999	Wasserstrom	404/6
D431,657 S	*	10/2000	Wasserstrom	D25/113
D461,734 S	*	8/2002	Brown	D10/113

D461,735 S	*	8/2002	Brown	D10/113
D478,389 S	*	8/2003	Brown	D25/113
6,666,616 B2	*	12/2003	Yodock et al.	404/6
6,669,402 B1	*	12/2003	Davis et al.	404/6
6,679,649 B1	*	1/2004	Capolupo	404/6
D493,116 S	*	7/2004	Richardson	D10/113
D497,823 S	*	11/2004	Brown	D10/109
D498,163 S	*	11/2004	Brown	D10/109

* cited by examiner

Primary Examiner—Cathron C. Brooks

Assistant Examiner—Austin Murphy

(57) **CLAIM**

The ornamental design for the ultra high threat Houston barricade, as shown and described.

DESCRIPTION

FIG. 1 shows the left front isometric view of the ultra high threat houston barricade.

FIG. 2 shows the front view thereof;

FIG. 3 shows the top view thereof;

FIG. 4 shows the rear view thereof;

FIG. 5 shows the bottom view thereof;


FIG. 6 shows the left side view thereof;

FIG. 7 shows the right side view thereof; and,

FIG. 8 shows the left rear bottom isometric view thereof.

The present invention relates to the blast and ballistic protection of military and non-military personnel in a high threat area.

1 Claim, 3 Drawing Sheets






FIG. 1

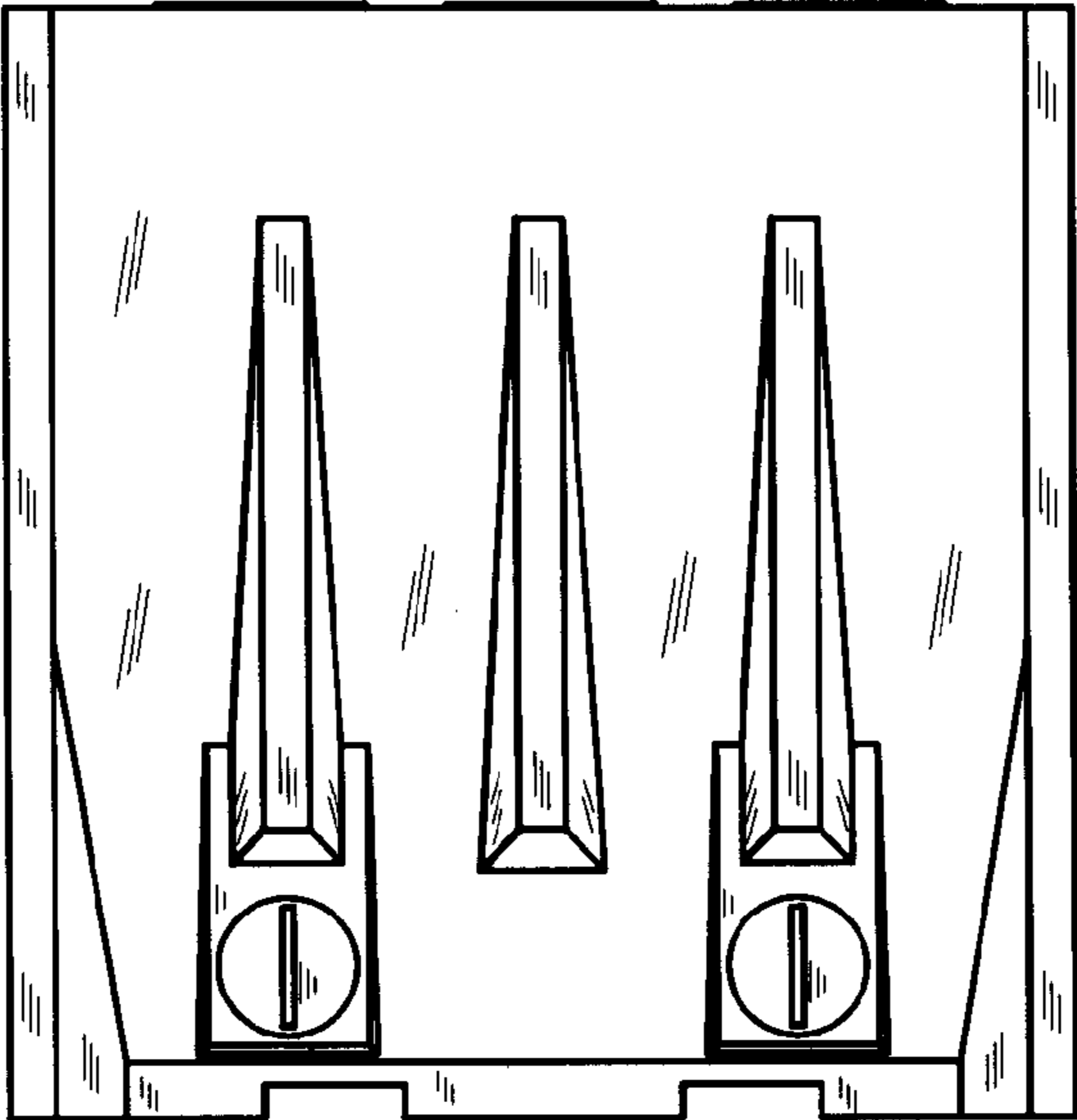


FIG. 2

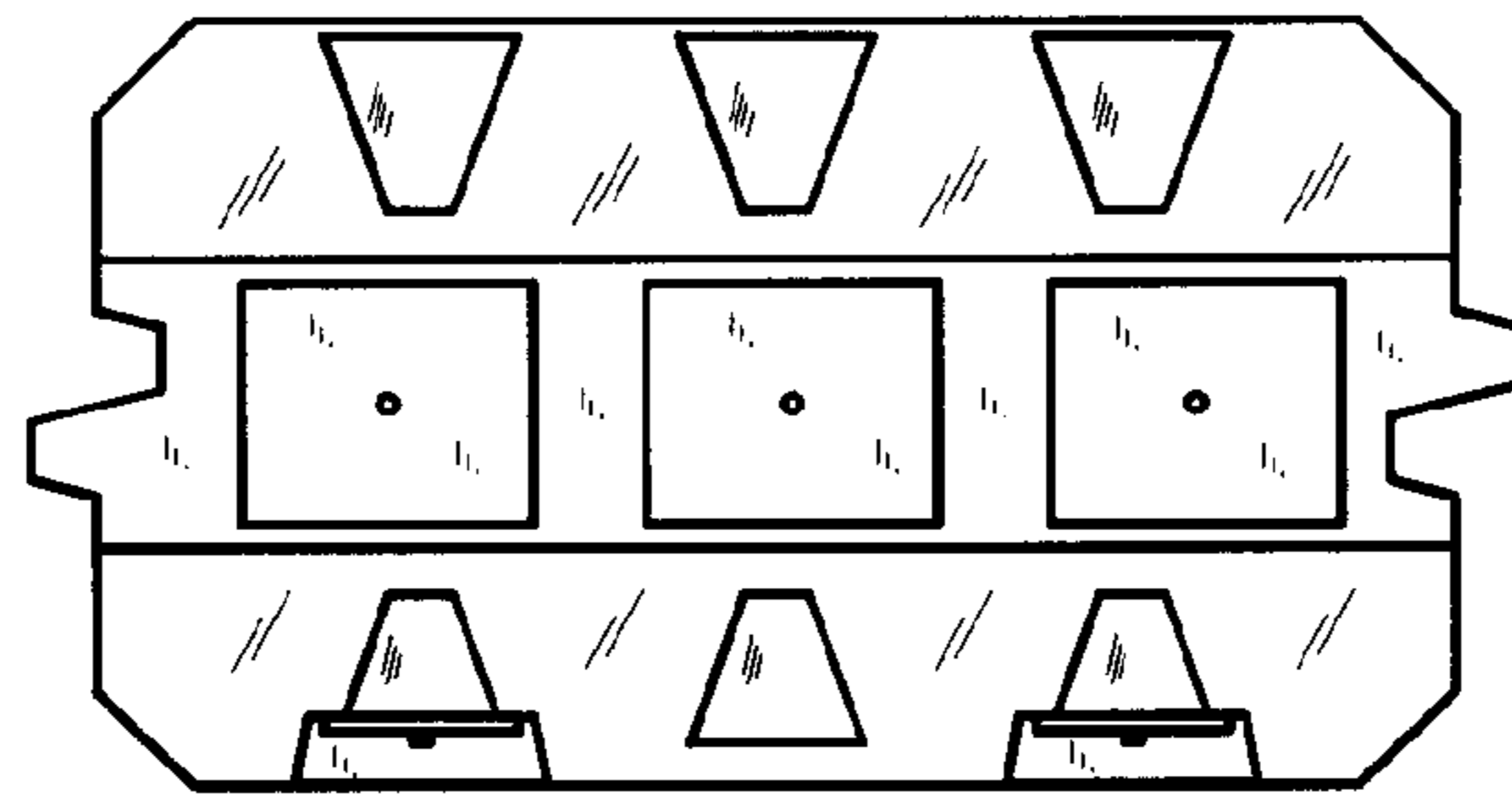


FIG. 3

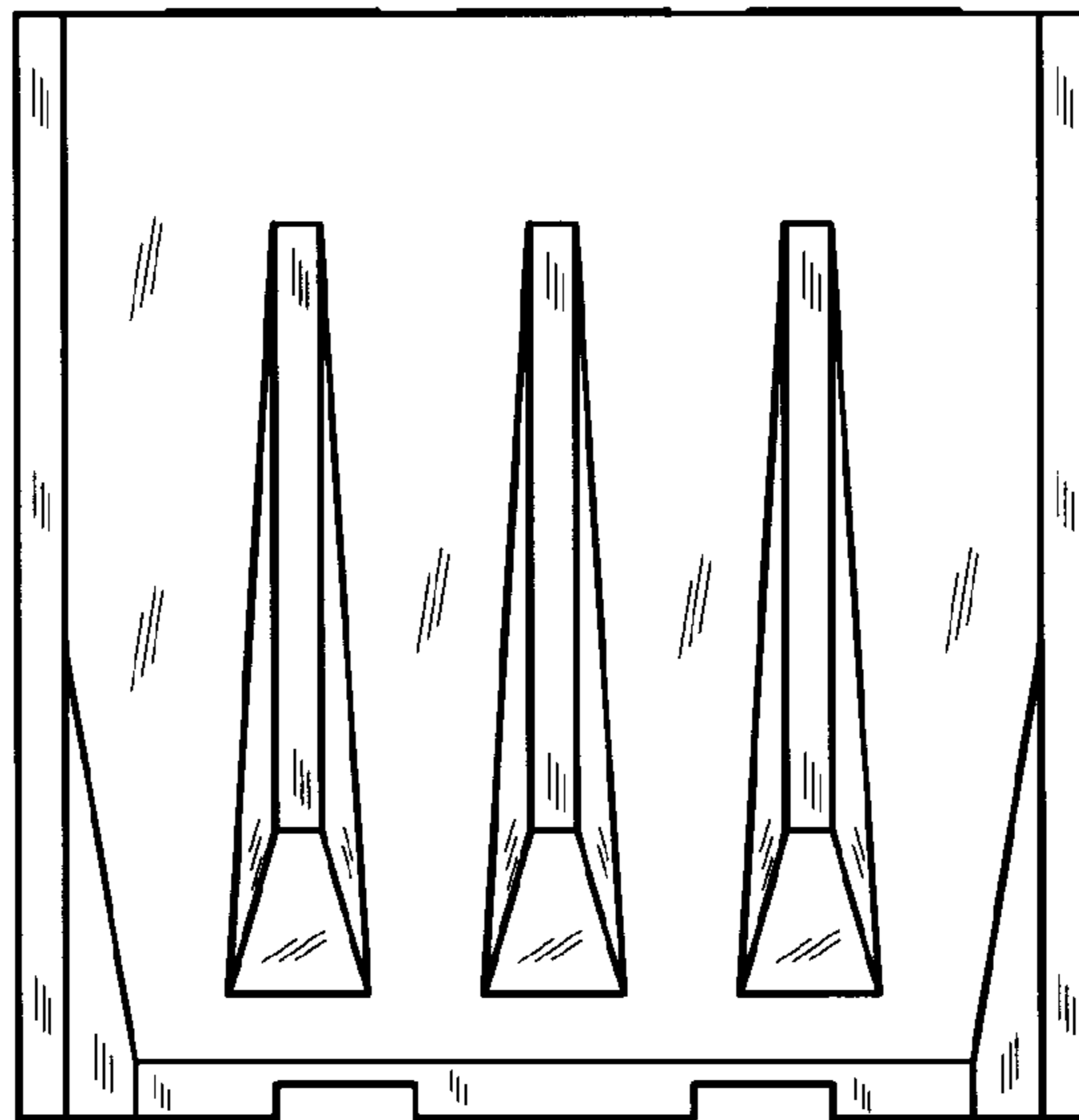


FIG. 4

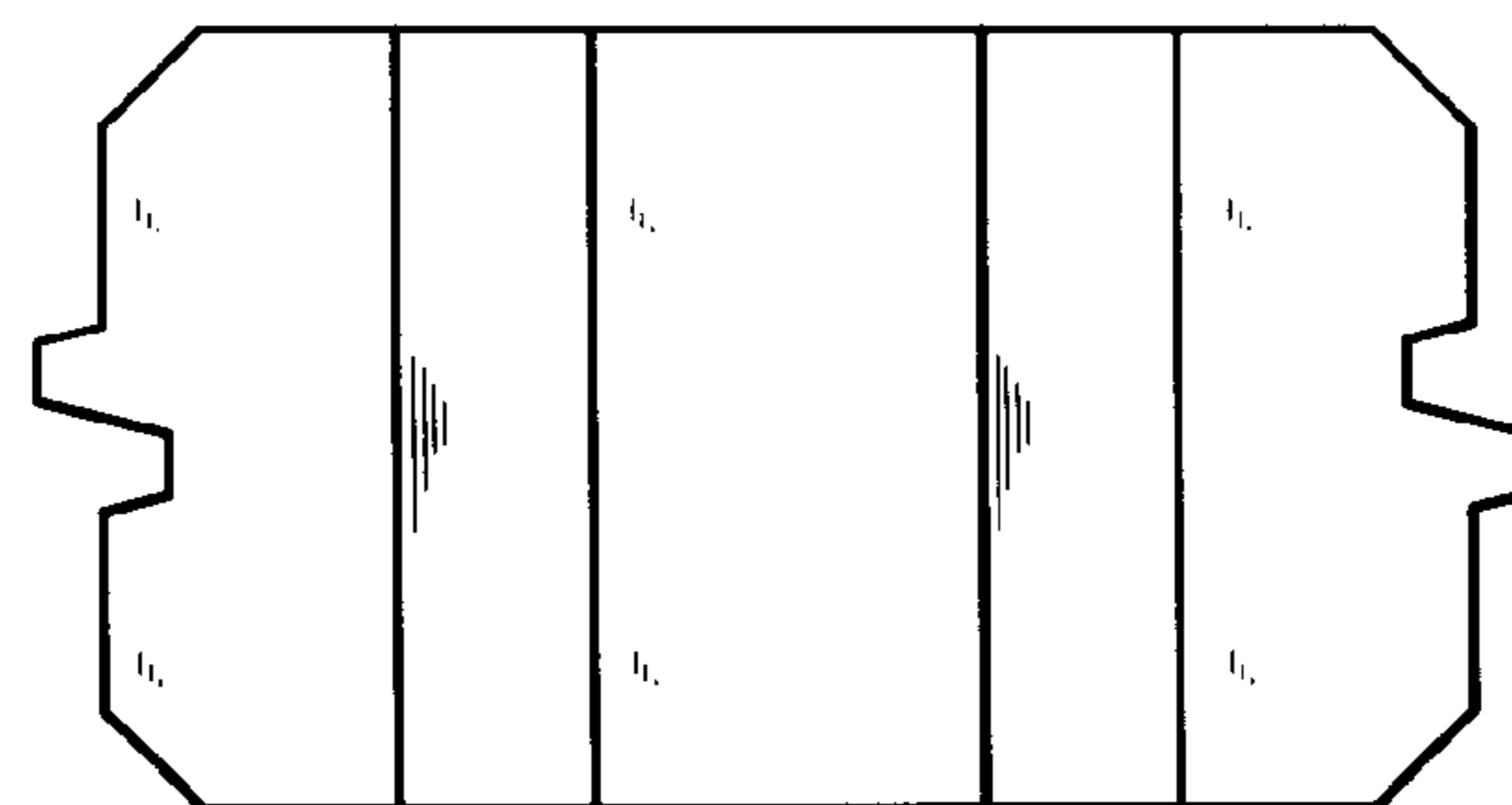


FIG. 5

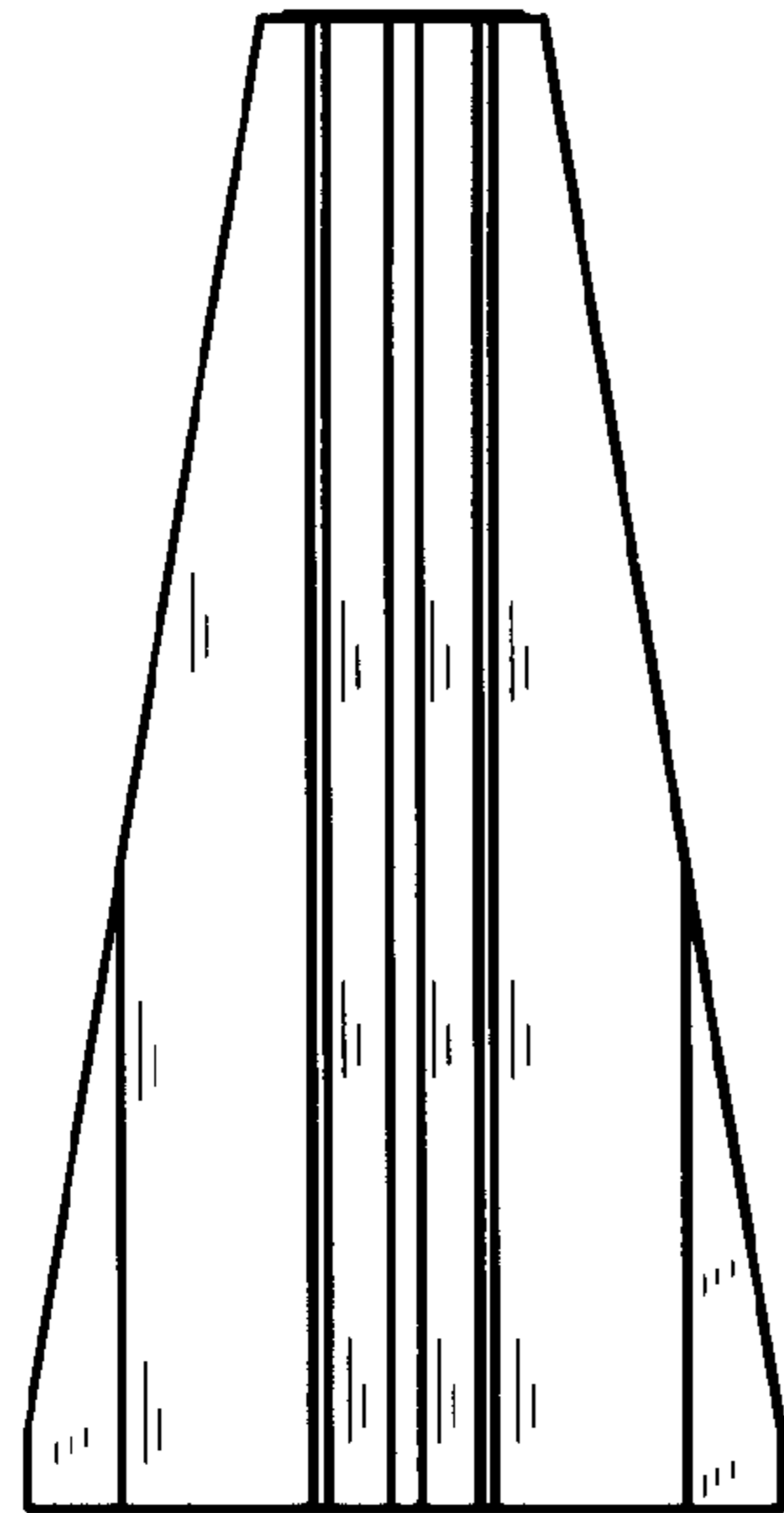


FIG. 6

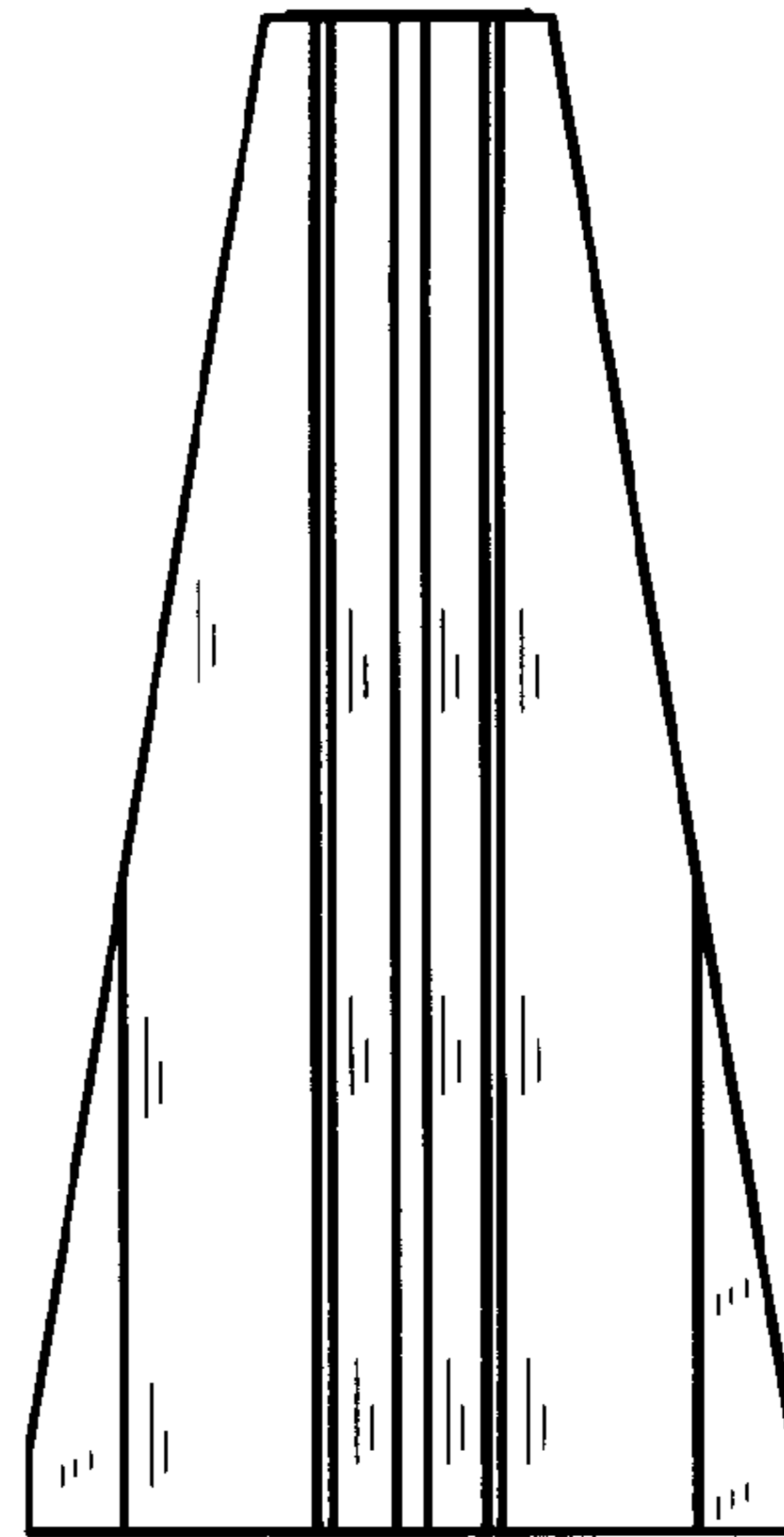


FIG. 7




FIG. 8