



US00D512920S

(12) **United States Design Patent** (10) **Patent No.:** **US D512,920 S**  
**Kim** (45) **Date of Patent:** **\*\* Dec. 20, 2005**

(54) **COSMETIC CONTAINER**

(76) **Inventor:** **Jong Ho Kim**, 606 W. El Segundo Blvd., Los Angeles, CA (US) 90061

(\*\*) **Term:** **14 Years**

(21) **Appl. No.:** **29/198,315**

(22) **Filed:** **Jan. 29, 2004**

(51) **LOC (6) Cl.** ..... **09-01**

(52) **U.S. Cl.** ..... **D9/560; D9/575**

(58) **Field of Search** ..... D4/114, 116; D9/739, D9/503, 522, 529, 542-544, 560, 571-575, 430, 432; 215/382-384, 396, 398, 400; 222/321.1-321.9, 383; D28/91.1; 401/127, 129

(56) **References Cited**

**U.S. PATENT DOCUMENTS**

2,550,586	A	*	4/1951	Nardone	.....	401/129
D259,173	S	*	5/1981	Lauren	.....	D9/560
D264,183	S	*	5/1982	Schultz	.....	D9/560
D281,671	S	*	12/1985	Buchet	.....	D9/522
D317,717	S	*	6/1991	Carol	.....	D9/739
D330,859	S	*	11/1992	Schaeffer	.....	D9/503
5,283,061	A	*	2/1994	Kamen et al.	.....	424/400
D362,808	S	*	10/1995	Scott et al.	.....	D9/560
D399,658	S	*	10/1998	Nosella	.....	D4/116
6,059,474	A	*	5/2000	Huang	.....	401/129
D427,075	S	*	6/2000	Gavin	.....	D9/575 X
D442,868	S	*	5/2001	Gavin	.....	D9/570

D454,502	S	*	3/2002	Legros	.....	D9/560 X
D471,108	S	*	3/2003	Calderone, Jr.	.....	D9/574 X
D487,703	S	*	3/2004	Orsomando	.....	D9/574
D494,476	S	*	8/2004	Cwynar-Laska et al.	.....	D9/560

**OTHER PUBLICATIONS**

Miniature Perfume Bottles, by Glinda Bowman, Schiffer Pub. Co., PA, © 1994 "Infini perfume bottle" by Caron, Paris. Distributed by Caron Corp, N.Y. p. 25.\*

\* cited by examiner

*Primary Examiner*—Carol Rademaker

(74) *Attorney, Agent, or Firm*—Park & Sutton LLP; John K. Park

(57) **CLAIM**

The ornamental design for a cosmetic container, as shown and described.

**DESCRIPTION**

FIG. 1 is a top, front, and left side perspective view of my new design;

FIG. 2 is a top, front, and left side perspective view of FIG. 1, shown in exploded condition.

FIG. 3 is a front elevational view of FIG. 1;

FIG. 4 is a left side elevational view thereof, the right side elevational view being a mirror image; and,

FIG. 5 is a top plan view thereof.

The broken line showing of environment is for illustrative purposes only and forms no part of the claimed design.

**1 Claim, 5 Drawing Sheets**

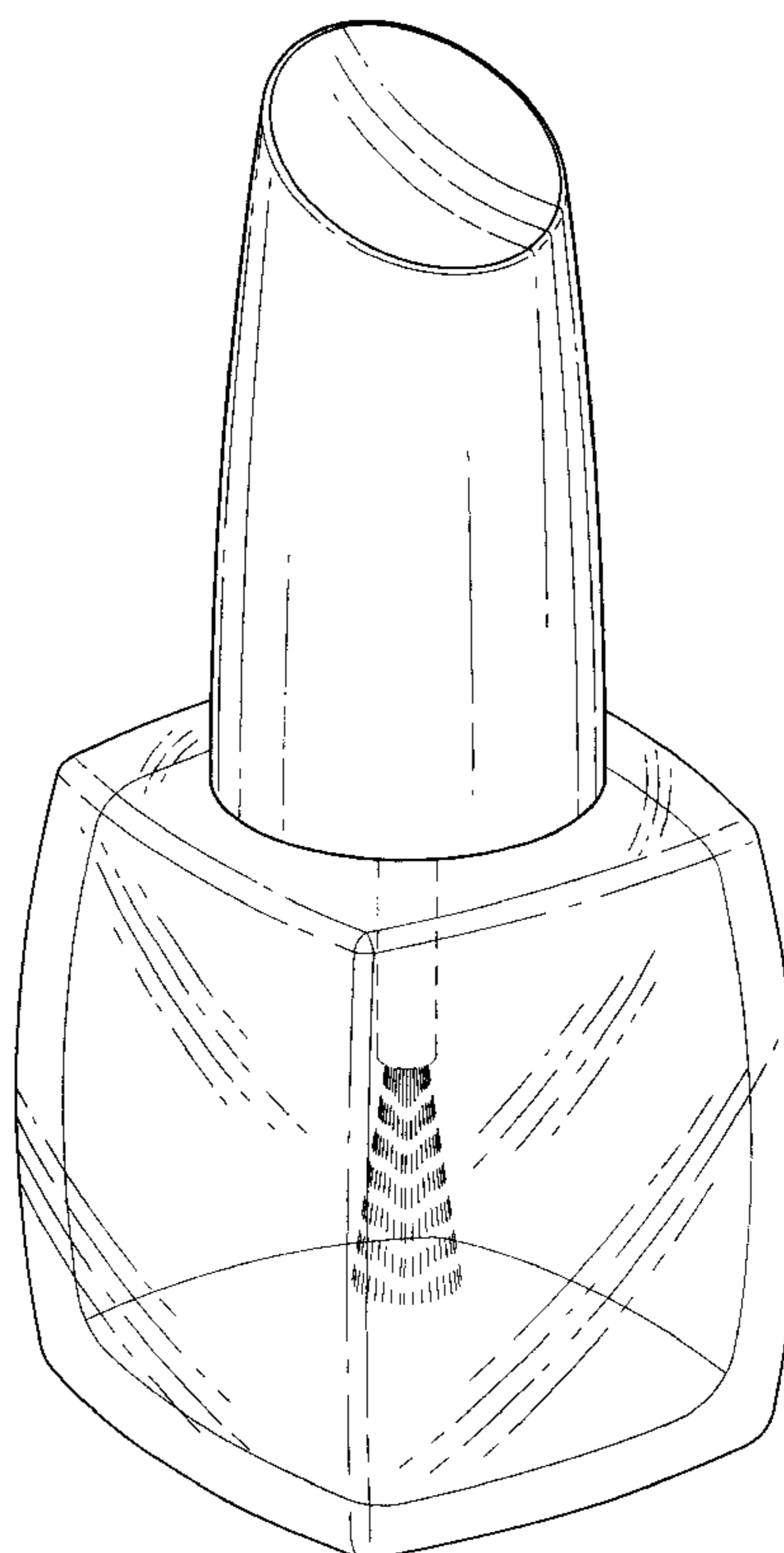


Fig. 1

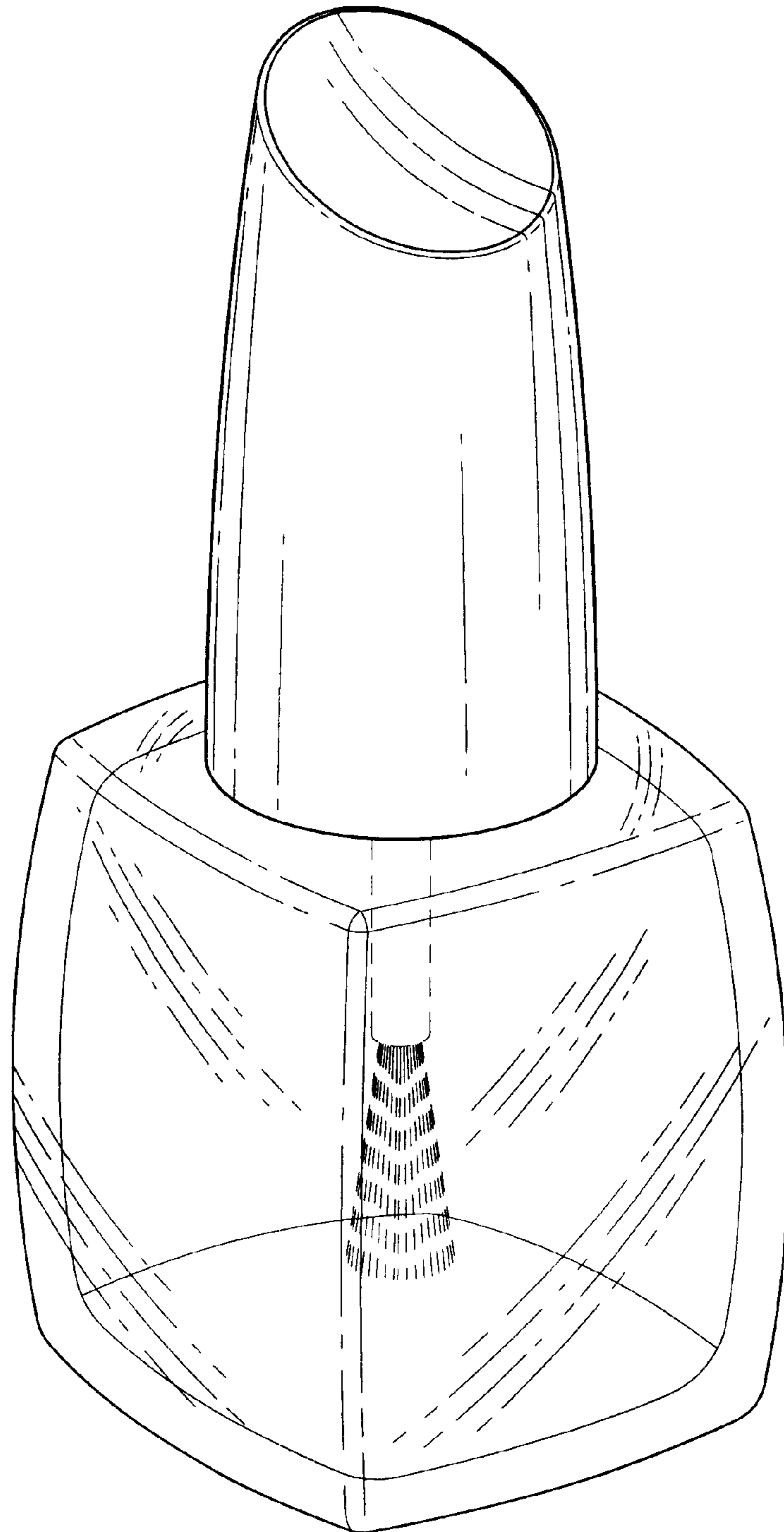


Fig. 2

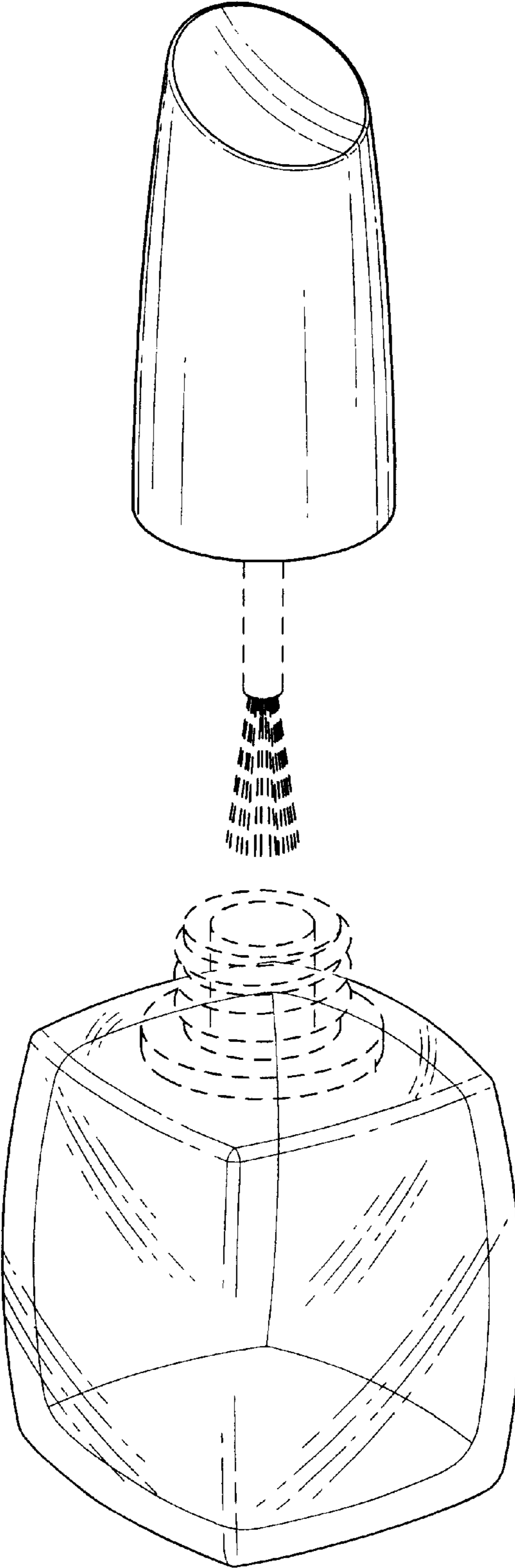


Fig. 3

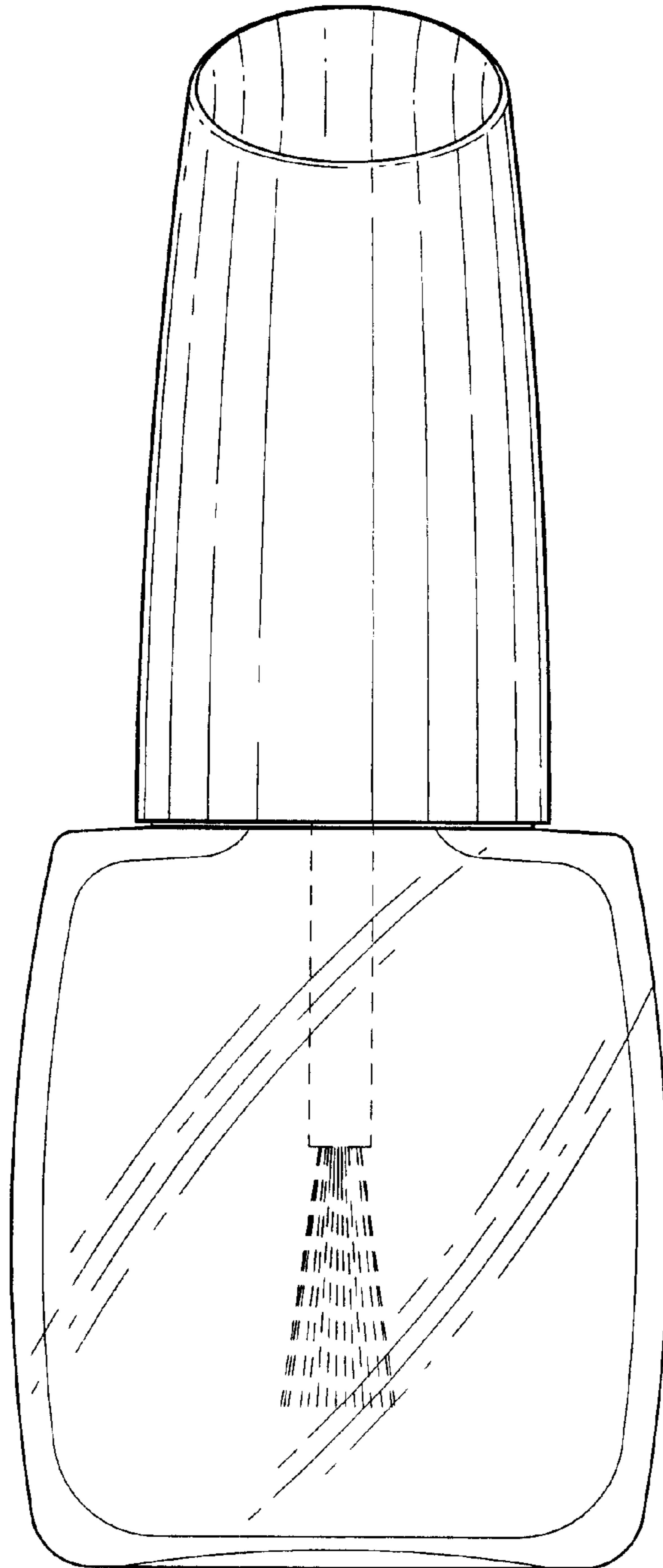


Fig. 4

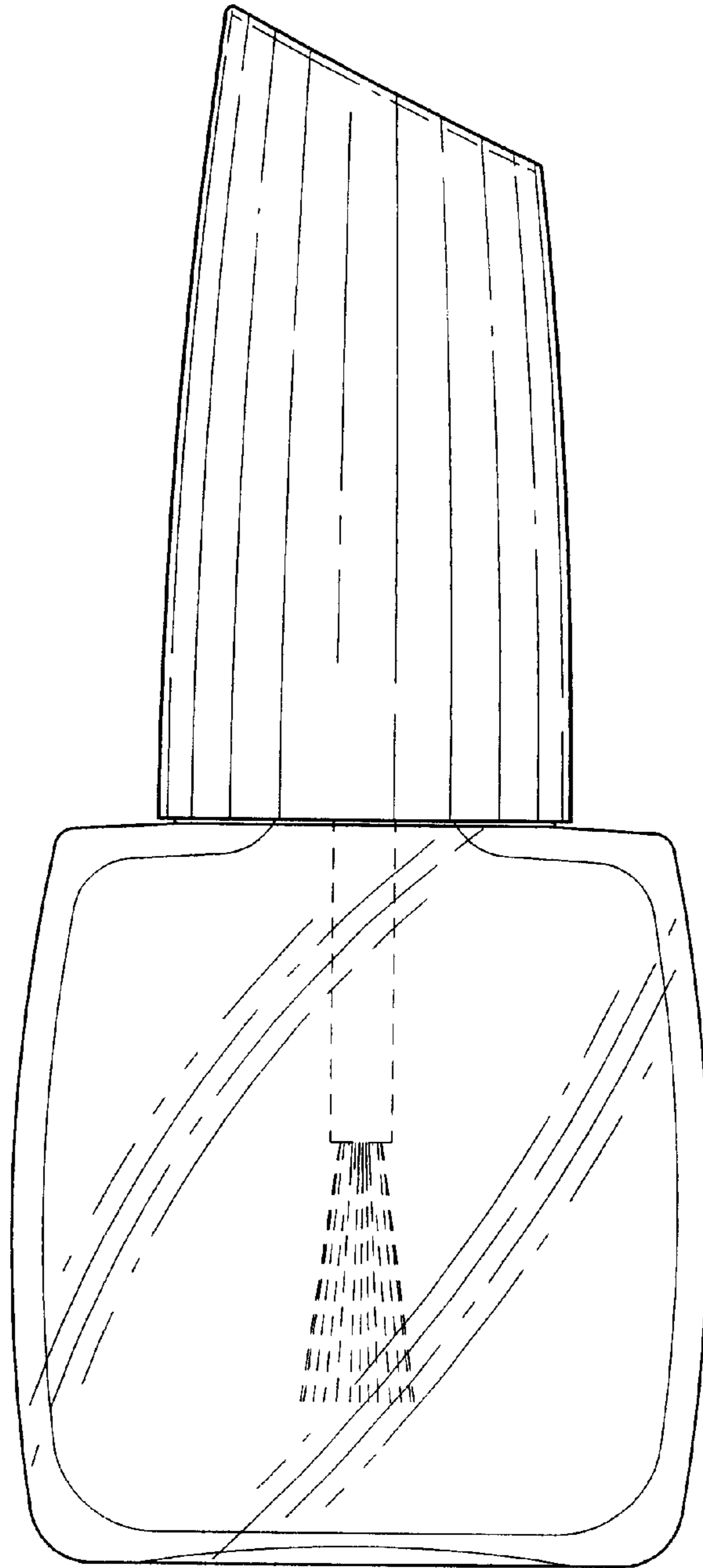


Fig. 5

