



US00D512905S

(12) **United States Design Patent**
Byers

(10) **Patent No.:** **US D512,905 S**

(45) **Date of Patent:** **** Dec. 20, 2005**

(54) **TIE STRAP COUPLER**

(76) **Inventor:** **Gary L. Byers**, P.O. Box 2958,
Columbia Falls, MT (US) 59912

(**) **Term:** **14 Years**

(21) **Appl. No.:** **29/205,808**

(22) **Filed:** **May 19, 2004**

(51) **LOC (6) Cl.** **08-08**

(52) **U.S. Cl.** **D8/382**

(58) **Field of Search** D8/382-383; 24/115 R,
24/115 G, 129 R, 16 PB

(56) **References Cited**

U.S. PATENT DOCUMENTS

- 340,239 A * 4/1886 Palmer 24/129 R
- 468,819 A 2/1892 McAnarney
- 767,204 A 8/1904 Carpenter
- 1,156,565 A 10/1915 Timmerman
- 1,181,767 A 5/1916 Houdyshell
- 1,246,864 A 11/1917 Brion
- 1,441,737 A 1/1923 Mickelson
- 3,353,232 A 11/1967 Brownson
- 3,930,288 A * 1/1976 Black et al. 24/129 R
- 3,953,911 A 5/1976 Fishack

- 4,188,871 A 2/1980 Teachout
- 4,270,247 A 6/1981 Freedom
- 4,335,490 A 6/1982 Teachout
- 4,569,108 A 2/1986 Schwab
- 4,910,834 A * 3/1990 Minkler 24/129 R
- 5,199,135 A 4/1993 Gold
- 5,772,371 A 6/1998 Ackerman
- 5,893,456 A 4/1999 Bosmans
- 6,543,094 B2 4/2003 D'Addario
- D485,487 S * 1/2004 Bryant et al. D8/382

* cited by examiner

Primary Examiner—Holly H. Baynham

(74) *Attorney, Agent, or Firm*—Dowrey Rickards PLLC


(57) **CLAIM**

The ornamental design for a tie strap coupler, as shown.

DESCRIPTION

FIG. 1 is a perspective view of the coupler;
 FIG. 2 is a front elevational view of the coupler; the rear
 elevation being a mirror image thereof;
 FIG. 3 is a right side elevational view of the coupler, the left
 side being a mirror image thereof;
 FIG. 4 is a top plan view of the coupler; and,
 FIG. 5 is a bottom plan view of the coupler.

1 Claim, 1 Drawing Sheet



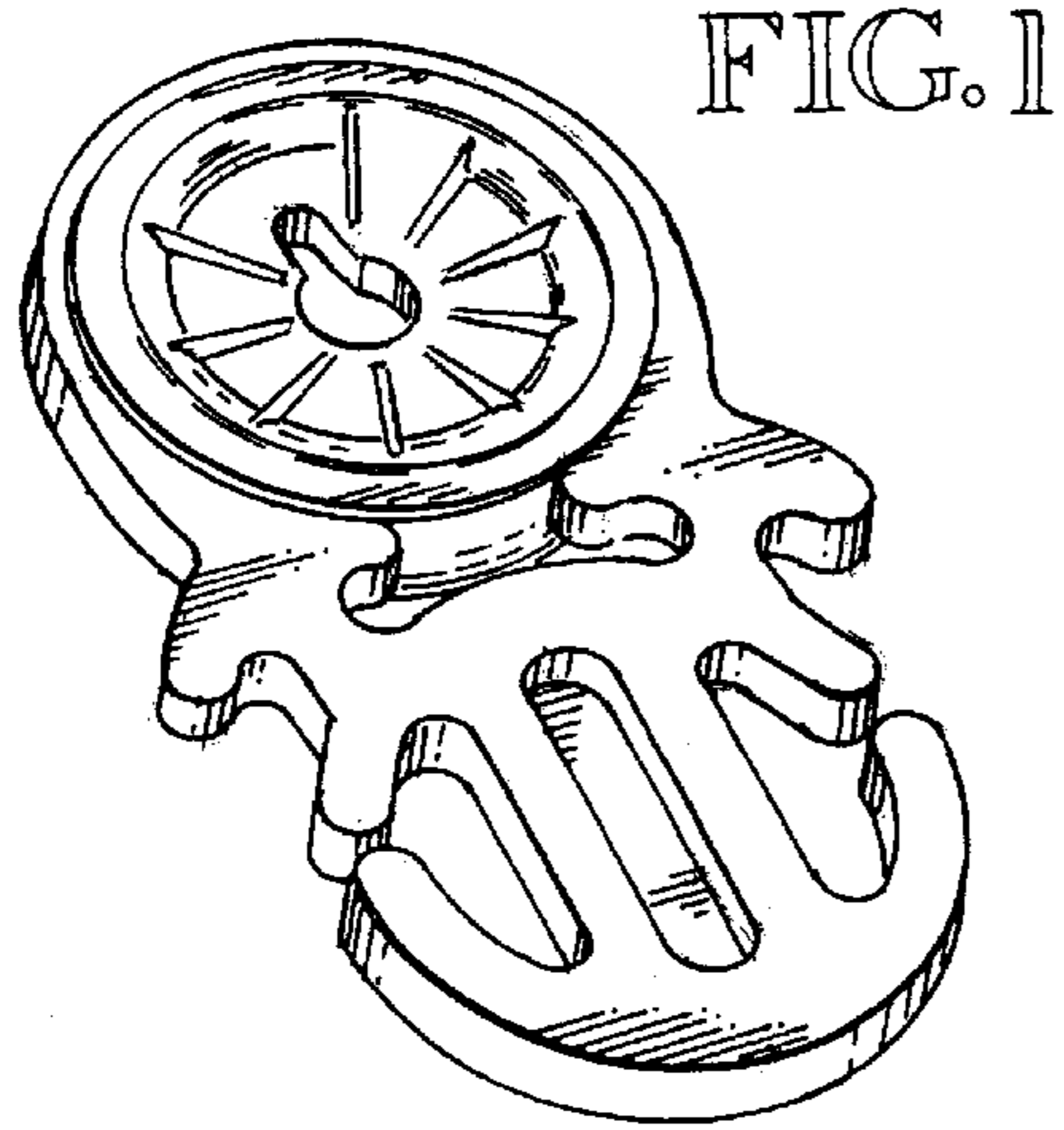


FIG. 1



FIG. 3




FIG. 2




FIG. 4




FIG. 5