

US00D512902S

(12) **United States Design Patent** (10) **Patent No.:** **US D512,902 S**
Neset et al. (45) **Date of Patent:** **** Dec. 20, 2005**

(54) **VEHICLE KEY HEAD**

(75) Inventors: **Lowell Neset**, Dearborn, MI (US);
Gerald Bonnici, Macomb, MI (US)

(73) Assignee: **Ford Global Technologies LLC**,
Dearborn, MI (US)

(**) Term: **14 Years**

(21) Appl. No.: **29/187,363**

(22) Filed: **Jul. 31, 2003**

(51) **LOC (6) Cl.** **08-07**

(52) **U.S. Cl.** **D8/347**

(58) **Field of Search** D8/330, 343–348;
70/336, 344, 345, 431, 402, 408, 413, 393,
395, 405, 278.2, 278.3, DIG. 46, DIG. 47;
340/5.6

(56) **References Cited**

U.S. PATENT DOCUMENTS

D203,408 S * 1/1966 Crepinsek D8/347
4,305,267 A * 12/1981 Nish et al. 70/395
4,841,758 A * 6/1989 Ramblier 70/276
D307,863 S * 5/1990 Boag D8/347
D357,169 S * 4/1995 Levine D8/347
5,433,096 A * 7/1995 Janssen et al. 70/278.3
6,035,679 A * 3/2000 Meroni 70/396
D442,060 S * 5/2001 Neset et al. D8/347
6,473,022 B1 * 10/2002 Wu 341/176

OTHER PUBLICATIONS

Undated document entitled “PATs Key Type”—photos 4–7.

* cited by examiner

Primary Examiner—Prabhakar Deshmukh

(74) *Attorney, Agent, or Firm*—Gigette M. Bejin; Miller
Law Group PLLC

(57) **CLAIM**

The ornamental design for a vehicle key head, as shown and
described.

DESCRIPTION

FIG. 1 is a front elevational view of the vehicle key head
showing my new design, the shaft portion of the automotive
key being shown in phantom and does not form a part of the
ornamental design;

FIG. 2 is a side elevational view thereof, the shaft portion of
the key being shown in phantom and does not form a part of
the ornamental design, the back side of the vehicle key head
being depicted with an optional face shown in phantom as
being symmetrical with the front side, the opposing side
elevational view being a mirror image thereto;

FIG. 3 is a bottom end view thereof, the opening into the key
head for receipt of the shaft portion of the automotive key
being depicted without the shaft portion of the automotive
key being shown, the back side of the vehicle key head being
depicted with an optional face shown in phantom as being
symmetrical with the front side; and,

FIG. 4 is a top end view thereof, the chamfered edge around
the front side of the vehicle key head being depicted as part
of the ornamental design in all of the views, the back side of
the vehicle key head being depicted with an optional face
shown in phantom as being symmetrical with the front side.

The broken lines showing of the back side in FIGS. 2–4 is
for illustrative purpose only and forms no part of the claimed
design.

1 Claim, 1 Drawing Sheet

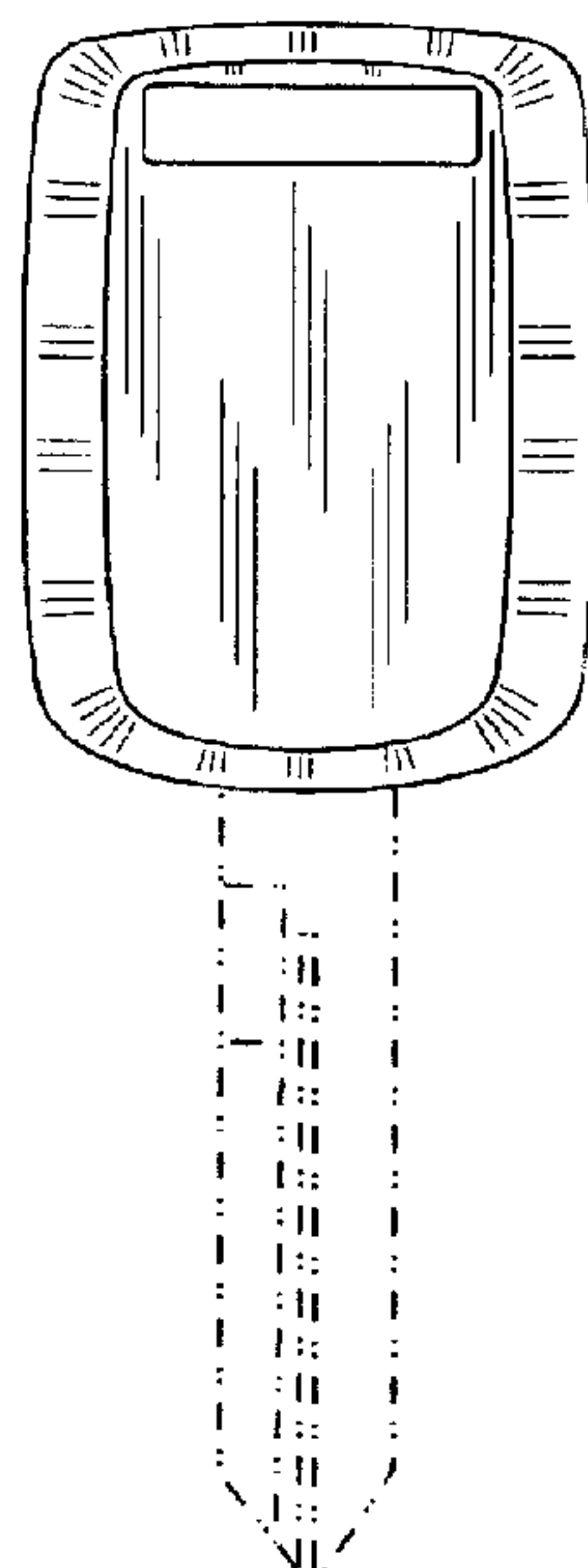


Fig. 1

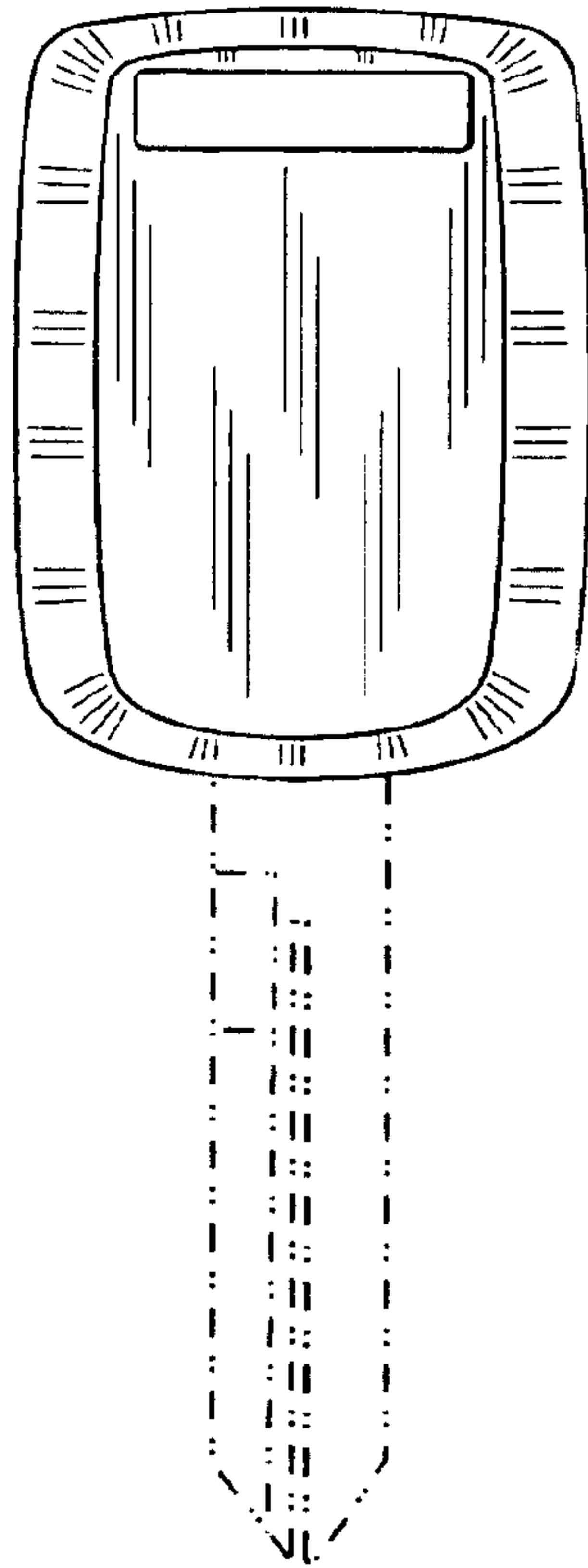


Fig. 2


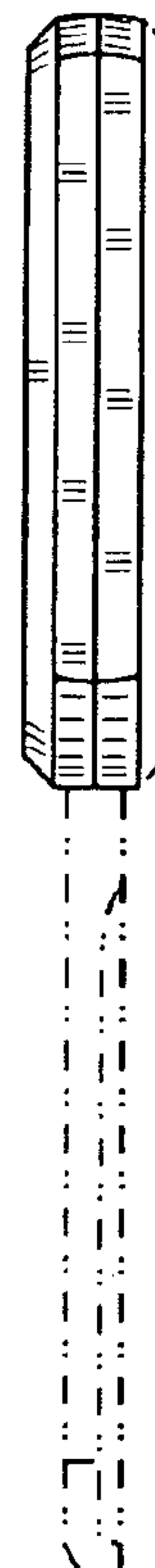


Fig. 3




Fig. 4