

US00D512888S

(12) **United States Design Patent**
Cefalu

(10) **Patent No.:** **US D512,888 S**

(45) **Date of Patent:** **** Dec. 20, 2005**

(54) **BOTTLE OPENER**

D238,411 S * 1/1976 Levenson D8/18

(76) **Inventor:** **Ernest Vincent Cefalu**, 6206 1/2
Orange St., Los Angeles, CA (US)
90048

FOREIGN PATENT DOCUMENTS

DE 3519446 A1 * 8/1986

* cited by examiner

(**) **Term:** **14 Years**

Primary Examiner—Caron D. Veynar

(21) **Appl. No.:** **29/203,814**

(74) *Attorney, Agent, or Firm*—Blakely, Sokoloff, Taylor &
Zafman, LLP

(22) **Filed:** **Apr. 19, 2004**

(57) **CLAIM**

(51) **LOC (6) Cl.** **07-99**

The ornamental design for a bottle opener, as shown and
described.

(52) **U.S. Cl.** **D8/18; D8/33**

(58) **Field of Search** D8/16-20, 21,
D8/28, 33-35, 38-43, 88, 89, 105, 356,
399; 7/138, 151-166; 30/1.5, 169, 400-450;
81/3.05-3.49; 294/15; D12/176; D15/7;
D24/112, 114, 130

DESCRIPTION

(56) **References Cited**

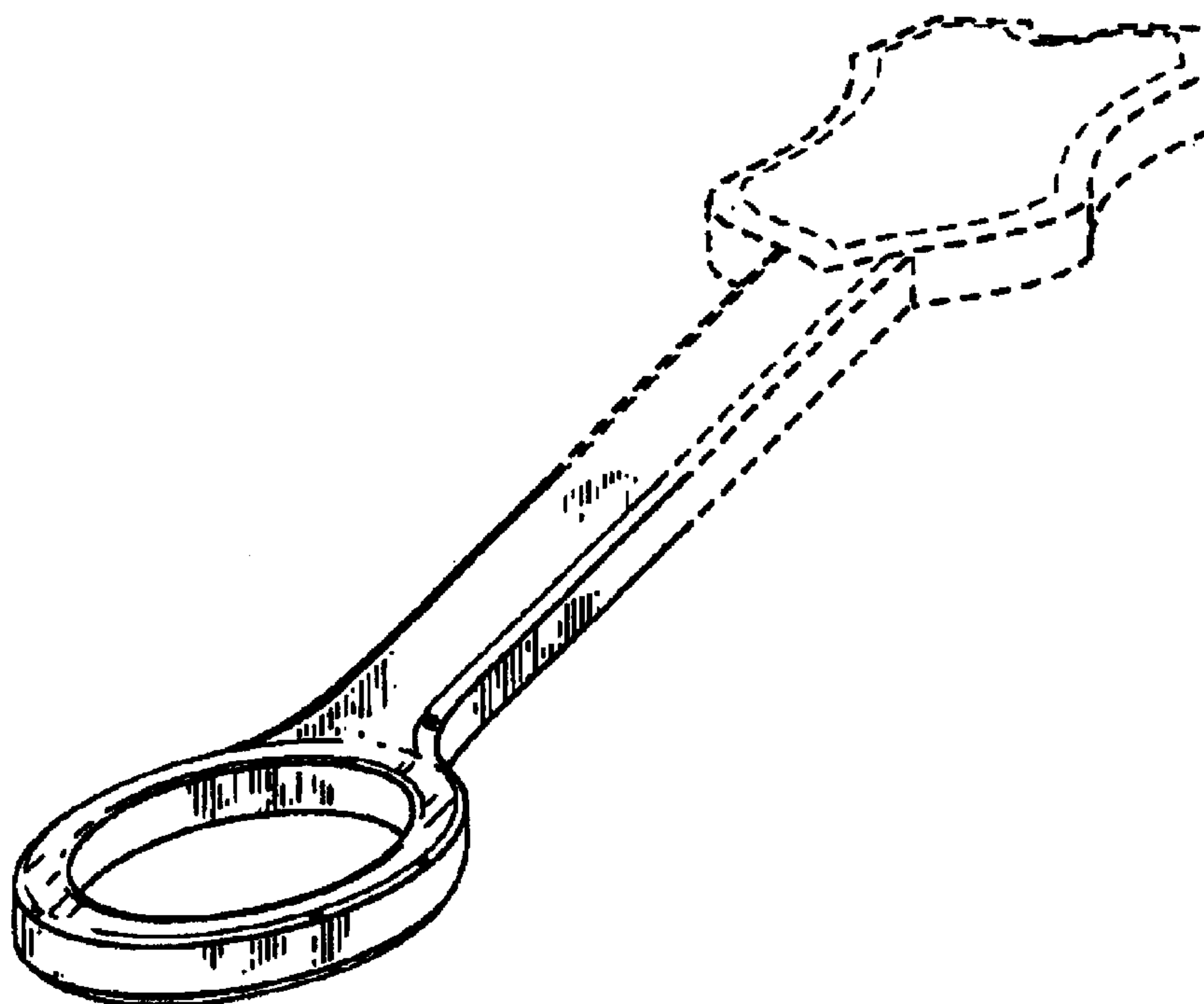
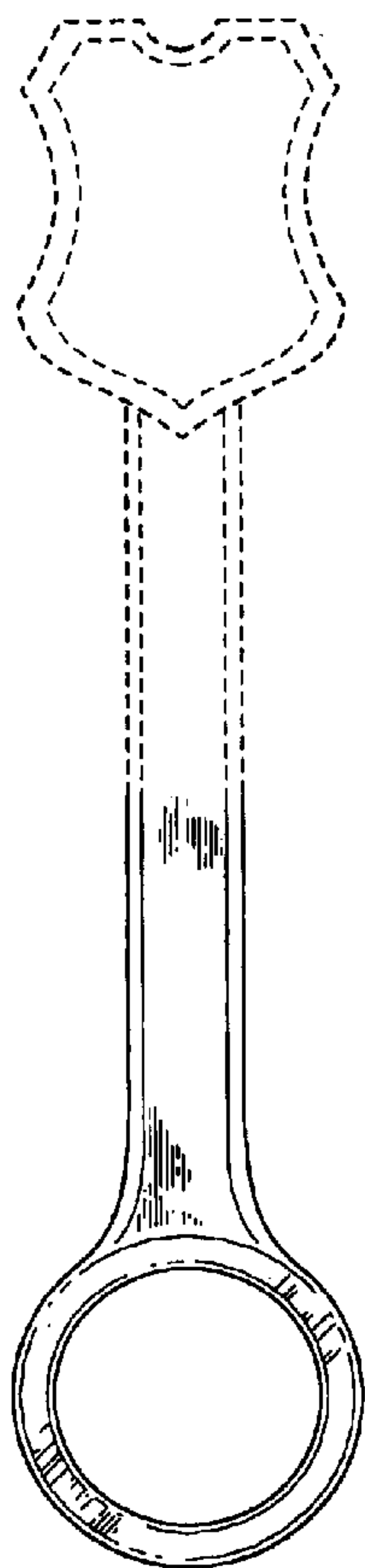
U.S. PATENT DOCUMENTS

836,711 A * 11/1906 Rothschild 81/3.09
896,117 A * 8/1908 Jones 7/155
2,323,621 A * 7/1943 Penney et al. 81/3.55
D234,451 S * 3/1975 Bloom D8/17

FIG. 1 is a front view of a bottle opener of the invention.
FIG. 2 is a side view of the bottle opener of FIG. 1.
FIG. 3 is a rear view of the bottle opener of FIG. 1.
FIG. 4 is an end view of the bottle opener of FIG. 1; and,
FIG. 5 is a right front perspective view of the bottle opener
of FIG. 1.

The broken lines in the figures are for environmental pur-
pose only and form no part of the claimed design.

1 Claim, 3 Drawing Sheets



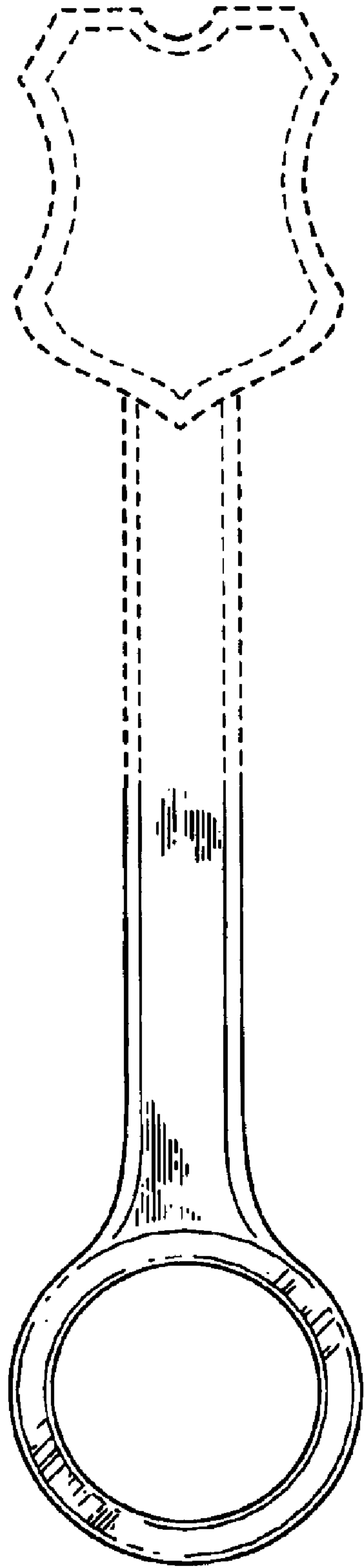


FIG. 1

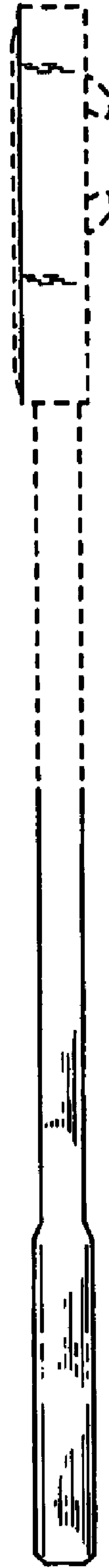


FIG. 2

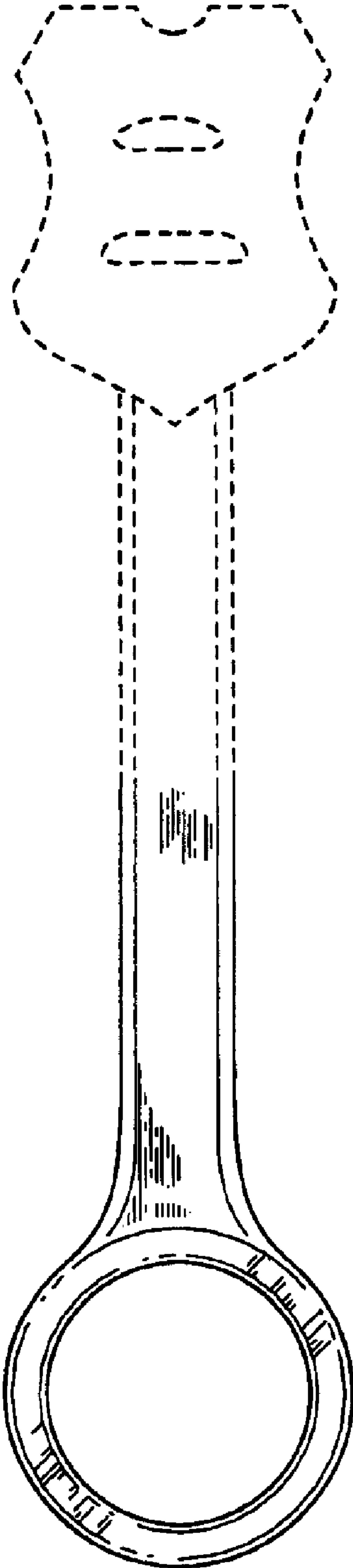


FIG. 3



FIG. 4

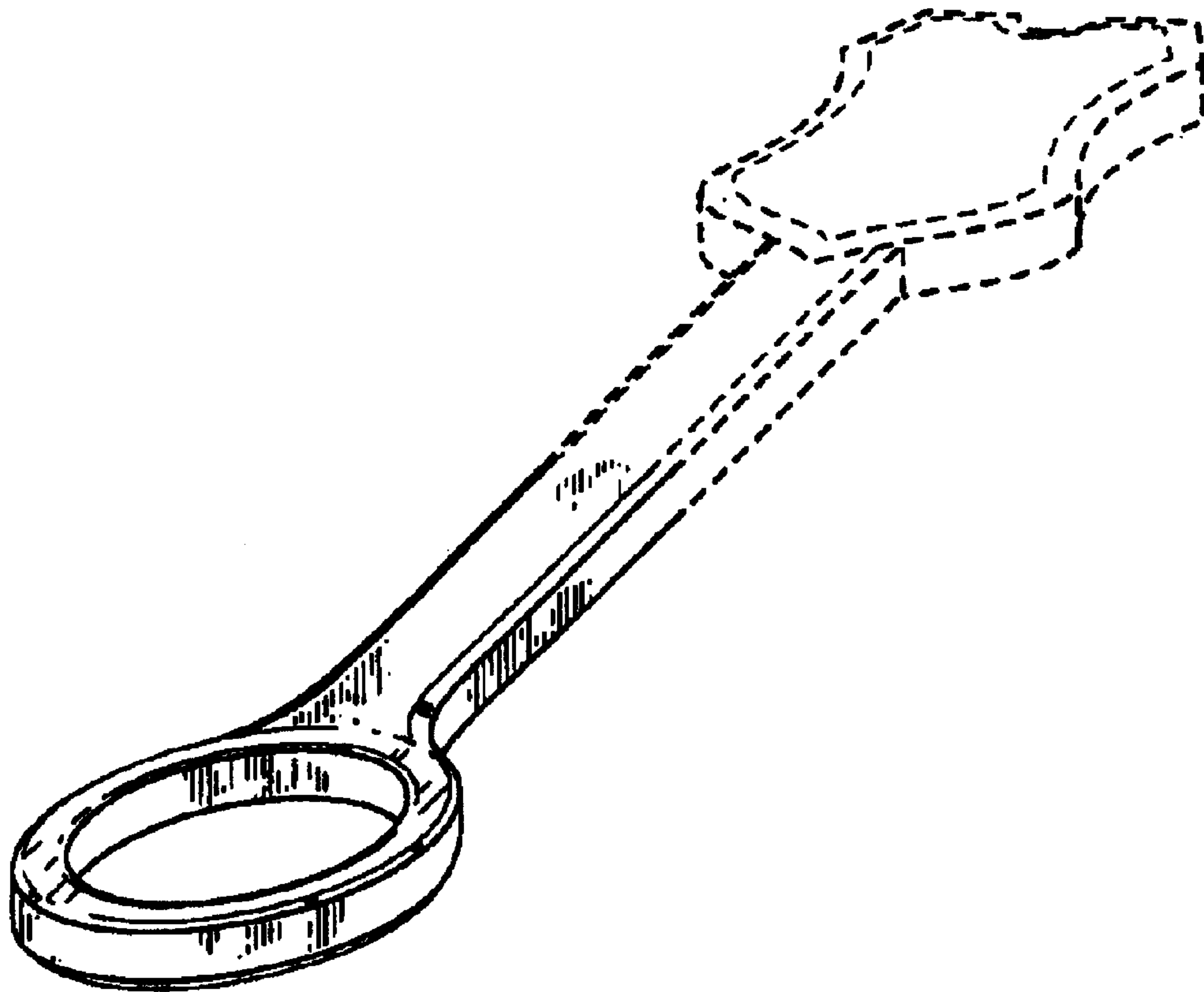


FIG. 5