



US00D512885S

(12) **United States Design Patent**  
**Zemel**

(10) **Patent No.:** **US D512,885 S**  
(45) **Date of Patent:** **\*\* Dec. 20, 2005**

- (54) **ARCHED BARBECUE SKEWER**
- (75) Inventor: **Marc Zemel**, Melville, NY (US)
- (73) Assignee: **Mr. Bar-B-Q-, Inc.**, Old Bethpage, NY (US)
- (\*\*) Term: **14 Years**
- (21) Appl. No.: **29/213,781**
- (22) Filed: **Sep. 23, 2004**
- (51) **LOC (6) Cl.** ..... **07-02**
- (52) **U.S. Cl.** ..... **D7/683**
- (58) **Field of Search** ..... D7/683, 684, 300.2; 30/322, 332; 99/419, 421 A, 426, 441

(56) **References Cited**

**U.S. PATENT DOCUMENTS**

2,922,358 A	1/1960	Schurr
D296,407 S	6/1988	Pettit
D319,949 S	9/1991	Pollack
D361,699 S	8/1995	McHugh
D411,721 S	6/1999	Fielding

*Primary Examiner*—Terry A. Wallace

(74) *Attorney, Agent, or Firm*—Seth Nattar; Natter & Natter

(57) **CLAIM**

The ornamental design for an arched barbecue skewer, as shown and described.

**DESCRIPTION**

FIG. 1 is a top plan view of an arched barbecue skewer showing my new design;  
 FIG. 2 is a front elevational view thereof;  
 FIG. 3 is a sectional view thereof taken substantially along the line 3—3 of FIG. 1;  
 FIG. 4 is a top plan view of an alternate embodiment;  
 FIG. 5 is a front elevational view of the alternate embodiment; and,  
 FIG. 6 is a sectional view thereof, taken substantially along the line 6—6 of FIG. 4.

The bottom views not illustrated are identical to the views illustrated in FIG. 1 and FIG. 4 except that the bottom surface of the handle shown in FIG. 4 is plain and unornamented, the side and rear views not shown do not reveal any design features not presented in the views illustrated.

**1 Claim, 2 Drawing Sheets**

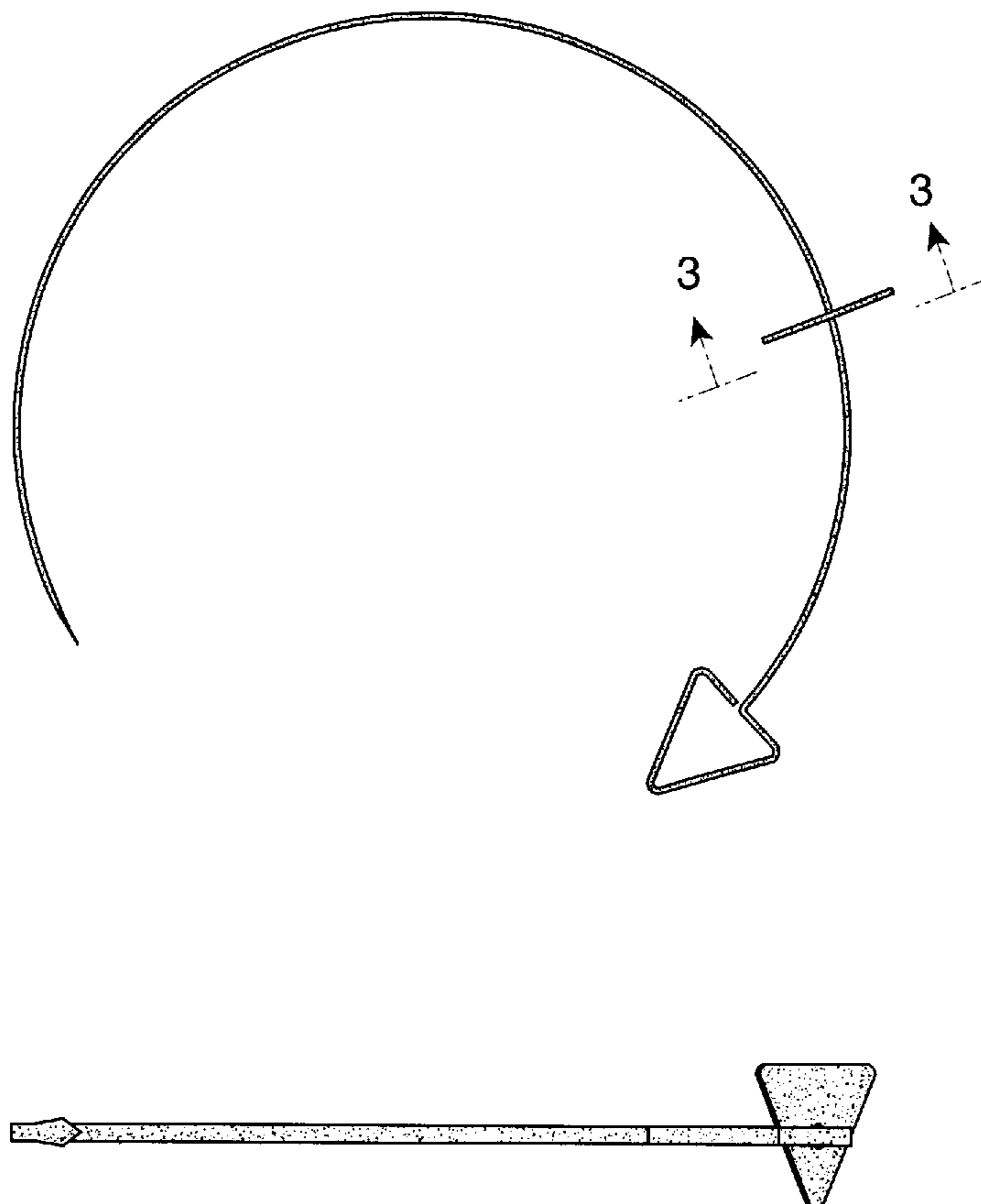


Fig. 1

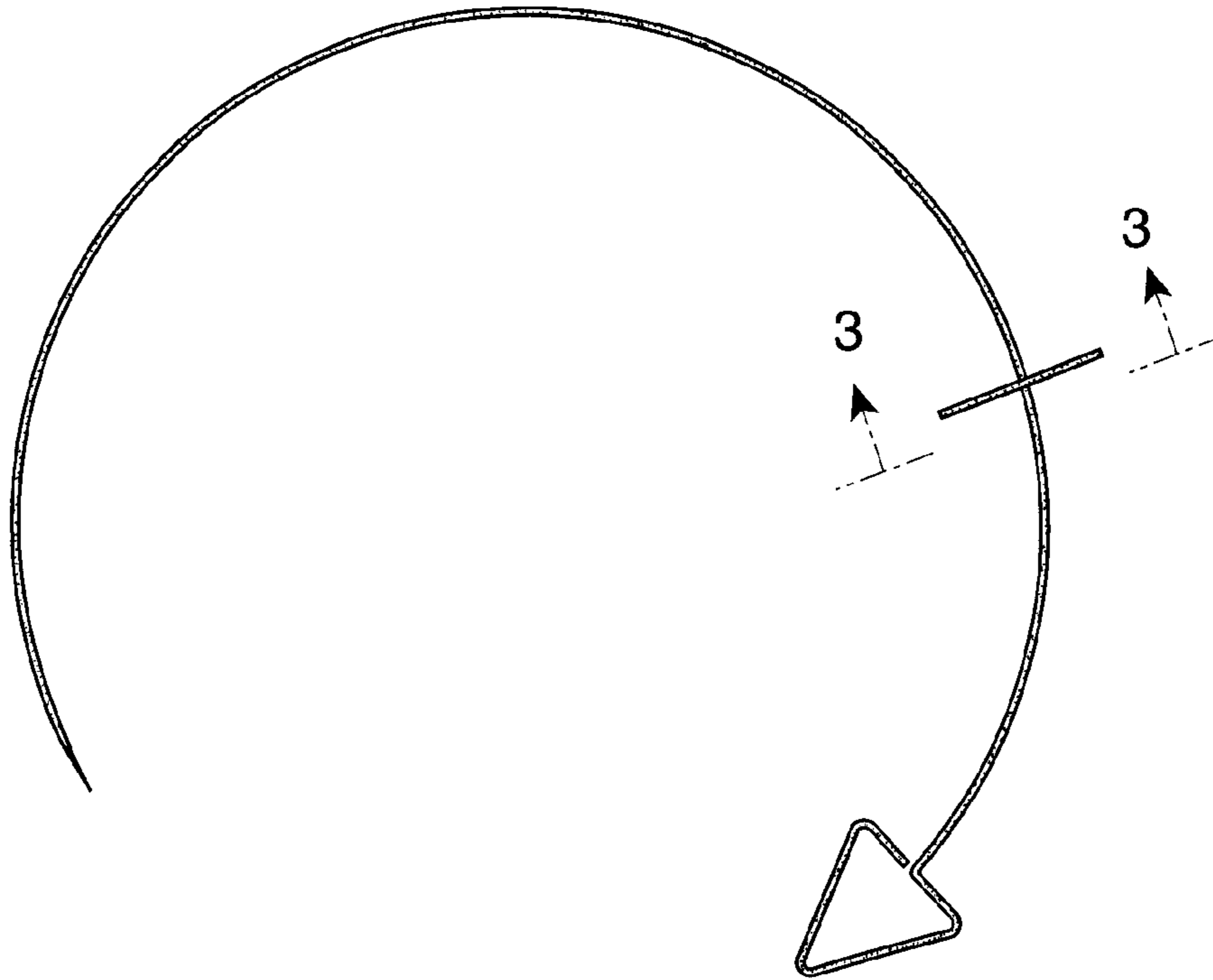


Fig. 2



Fig. 3

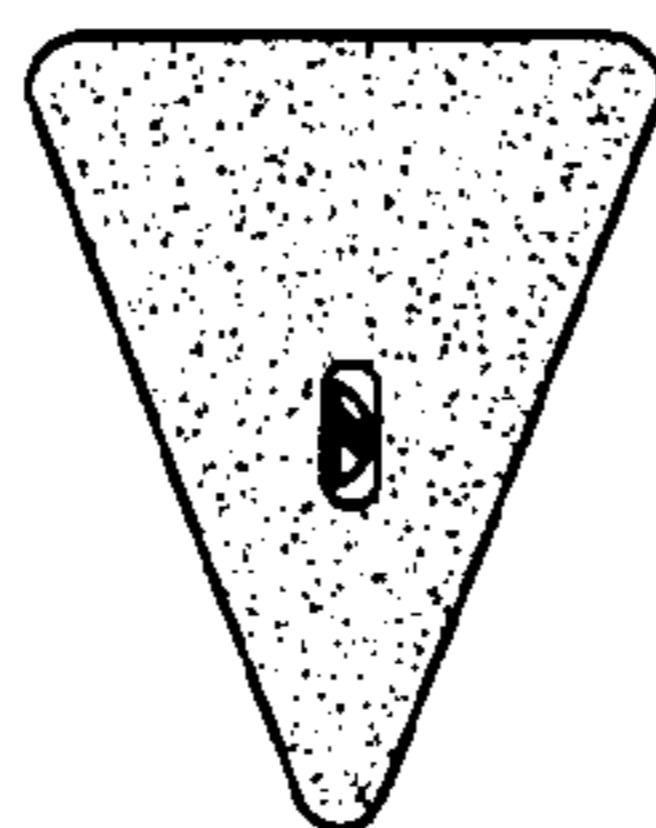


Fig. 4

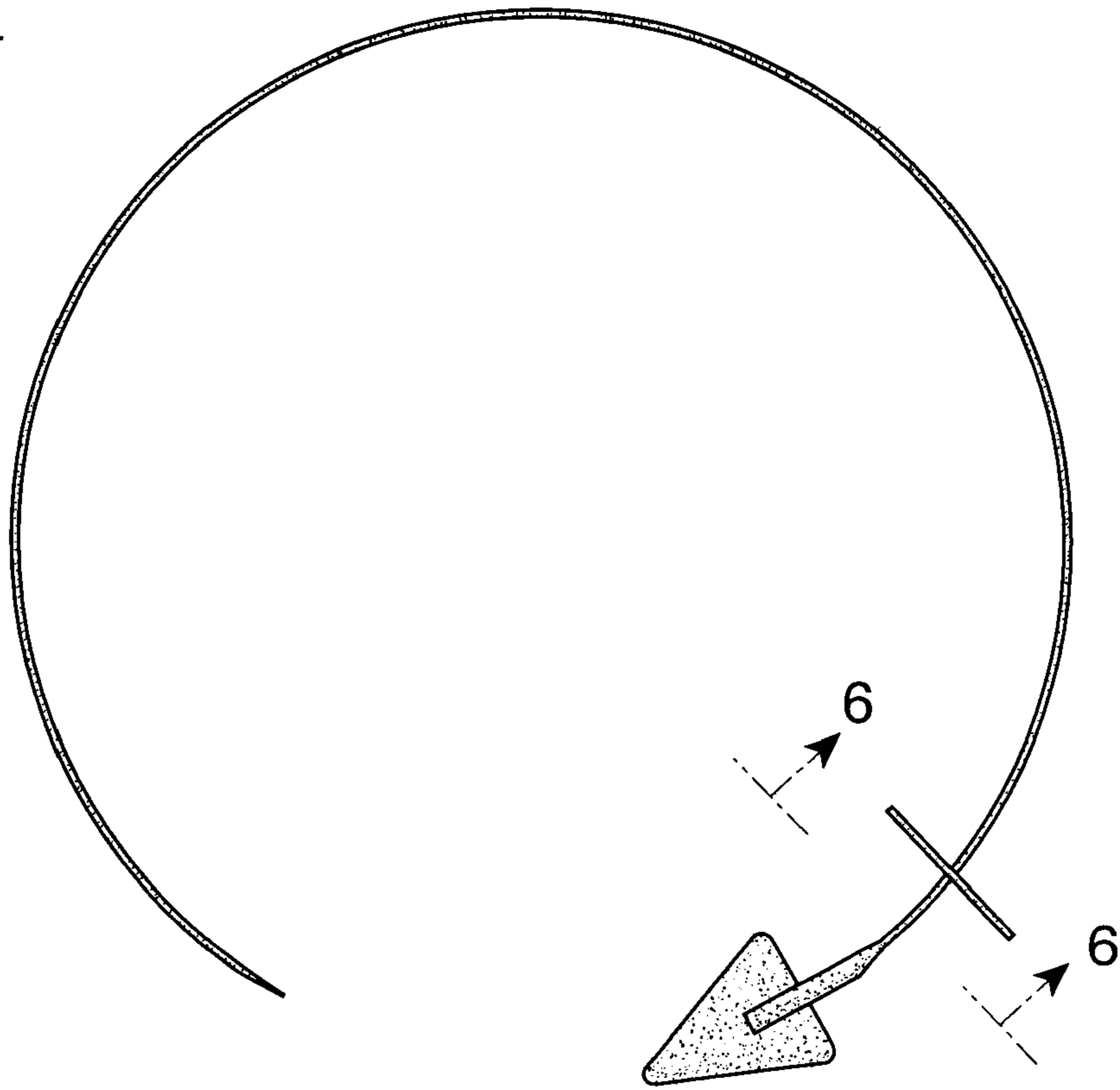


Fig. 5



Fig. 6

