



US00D512870S

(12) **United States Design Patent** (10) **Patent No.:** **US D512,870 S**  
**Rochon et al.** (45) **Date of Patent:** **\*\* Dec. 20, 2005**

(54) **LEG PROTECTOR FOR FURNITURE**  
(75) Inventors: **Daniel Rochon**, St-Donat de Montcalm (CA); **Benoît Sauvé**, St-Donat de Montcalm (CA)  
(73) Assignee: **Les Produits D & B Inc.**, St-Donat de Montcalm (CA)  
(\*\*) Term: **14 Years**

5,010,621 A 4/1991 Bock  
D327,838 S \* 7/1992 Rekuc ..... D8/375  
5,170,972 A 12/1992 Guell  
5,191,676 A \* 3/1993 Gerner ..... 16/42 T  
5,743,506 A 4/1998 Adams  
5,991,974 A 11/1999 Carpinella  
6,219,882 B1 4/2001 Olson  
6,418,578 B1 7/2002 Polevoy et al.  
6,626,405 B1 9/2003 Keast et al.

(21) Appl. No.: **29/214,813**  
(22) Filed: **Oct. 8, 2004**  
(30) **Foreign Application Priority Data**

**FOREIGN PATENT DOCUMENTS**

CA 2027706 A1 5/1991  
CA 2278061 2/2000  
CA 2404603 A1 10/2001  
CA 2265729 10/2002

May 13, 2004 (CA) ..... 107038

\* cited by examiner

(51) **LOC (6) Cl.** ..... **06-13**  
(52) **U.S. Cl.** ..... **D6/610**  
(58) **Field of Search** ..... D6/610, 611, 612, D6/617, 618, 622, 495, 497; 16/42 R, 42 T, 39; 52/716.3, 716.4; 108/23, 27, 90; 150/154, 158, 901; 248/346.11, 615; 264/262; 428/81; D8/374, 375

*Primary Examiner*—Louis S. Zarfaz  
*Assistant Examiner*—Monica A. Weingart  
(74) *Attorney, Agent, or Firm*—Akin Gump Strauss Hauer & Feld, LLP

(57) **CLAIM**

The ornamental design for a leg protector for furniture, as shown and described.

(56) **References Cited**

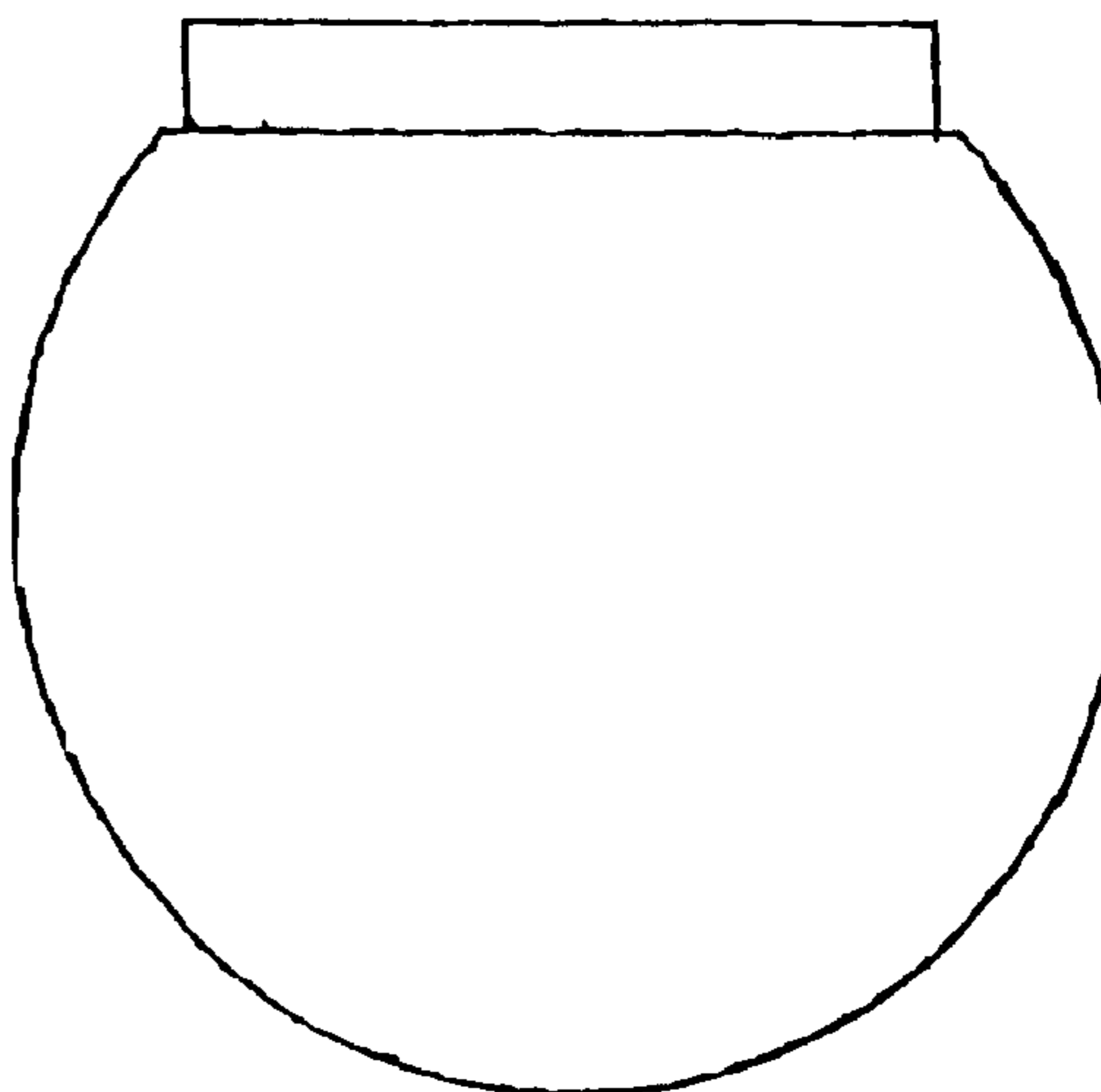
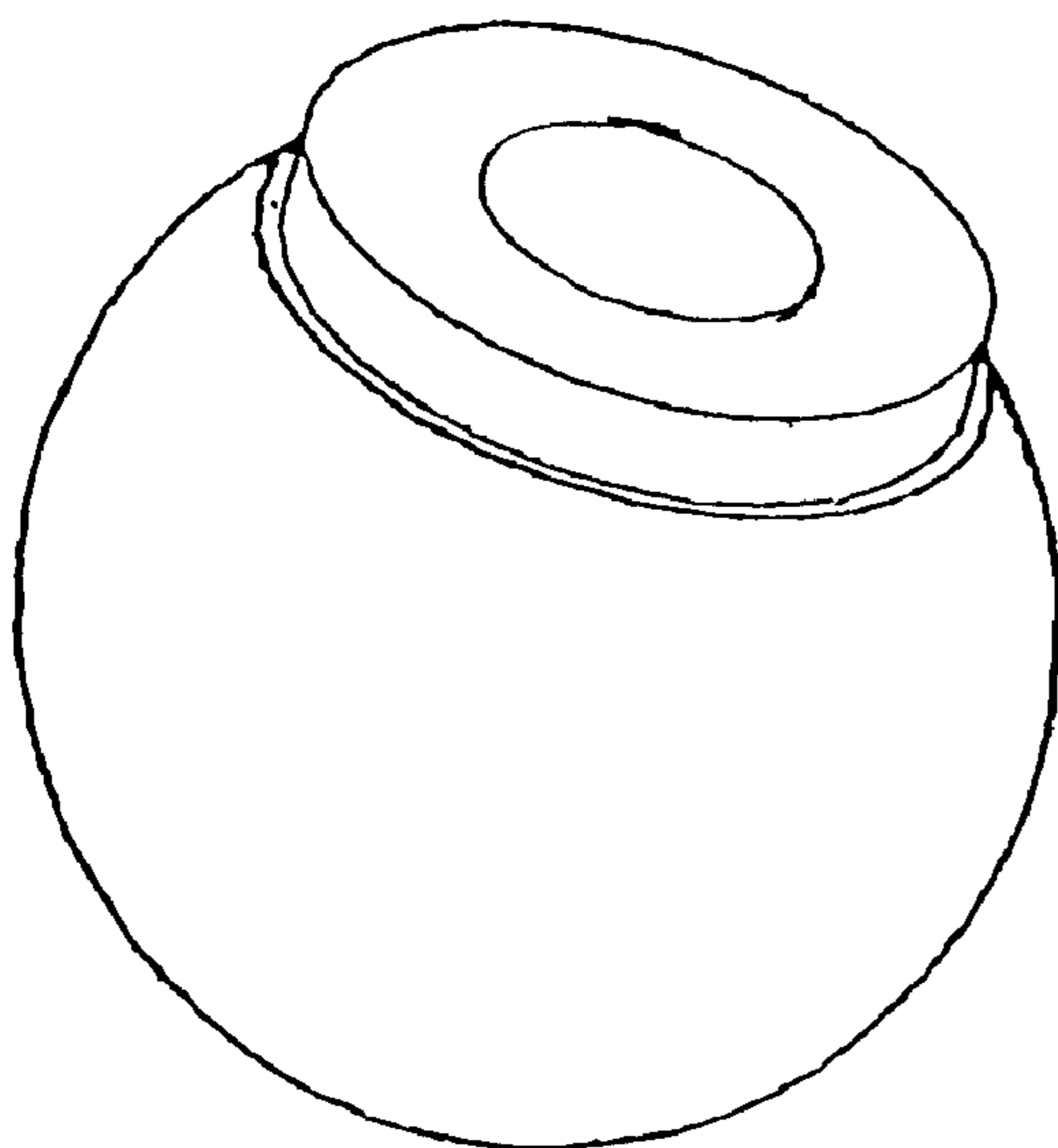
**DESCRIPTION**

**U.S. PATENT DOCUMENTS**

1,123,960 A \* 1/1915 Von Der Lin et al. .... 16/42 R  
1,670,853 A \* 5/1928 Gebhard ..... 16/42 R  
2,917,084 A \* 12/1959 Wagner ..... 16/42 T  
2,959,213 A \* 11/1960 Anderson ..... 16/42 T  
3,006,673 A \* 10/1961 Swick ..... 16/42 T  
3,078,498 A 2/1963 Morgan  
3,183,545 A 5/1965 Bergstrom  
4,752,056 A 6/1988 Culbertson

FIG. 1 is a perspective view of a leg protector for furniture showing our new design;  
FIG. 2 is a front elevational view thereof, a rear, left-side and right-side elevational view being identical;  
FIG. 3 is a top plan view thereof; and,  
FIG. 4 is a bottom plan view thereof.

**1 Claim, 3 Drawing Sheets**



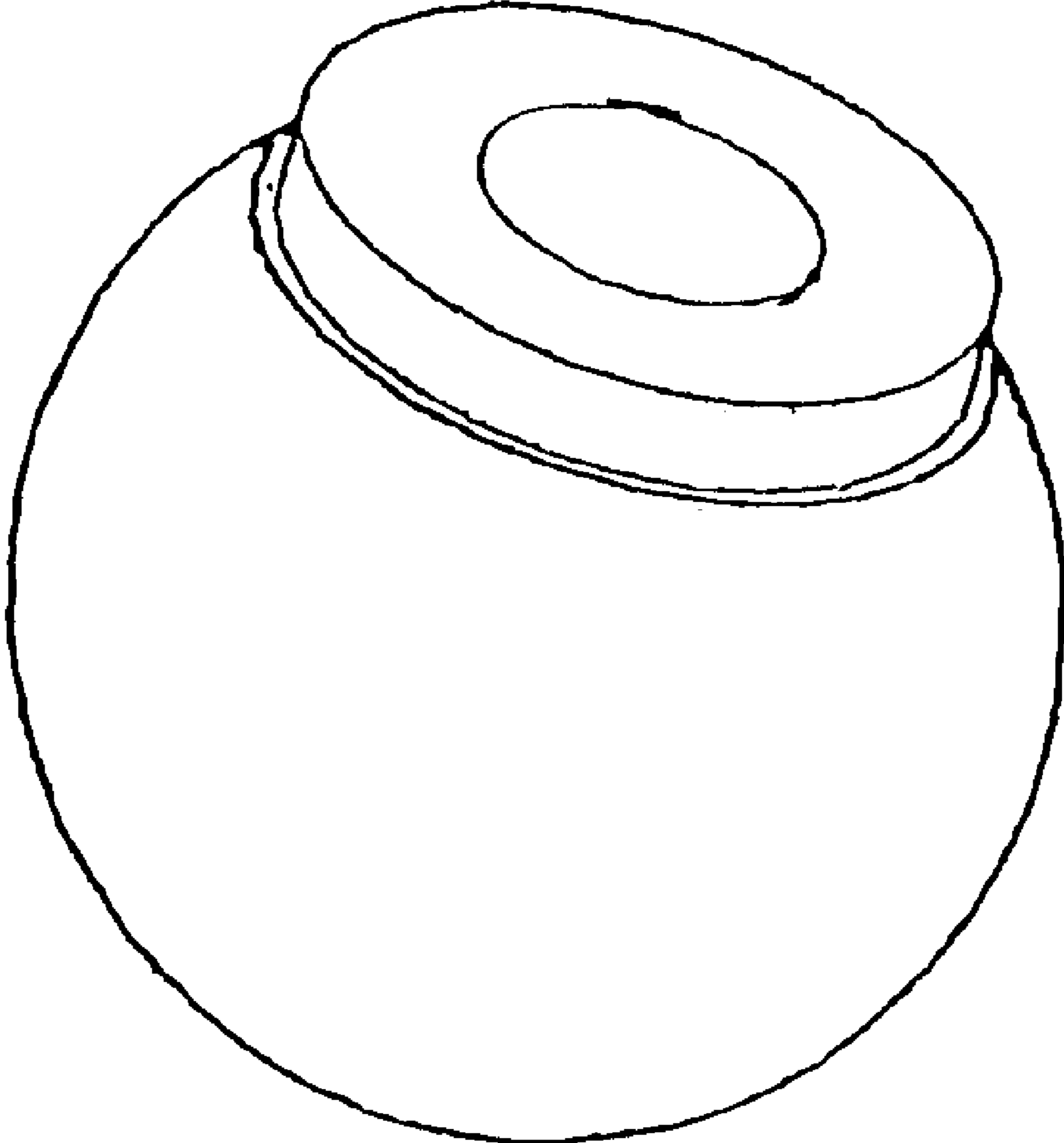


Figure 1

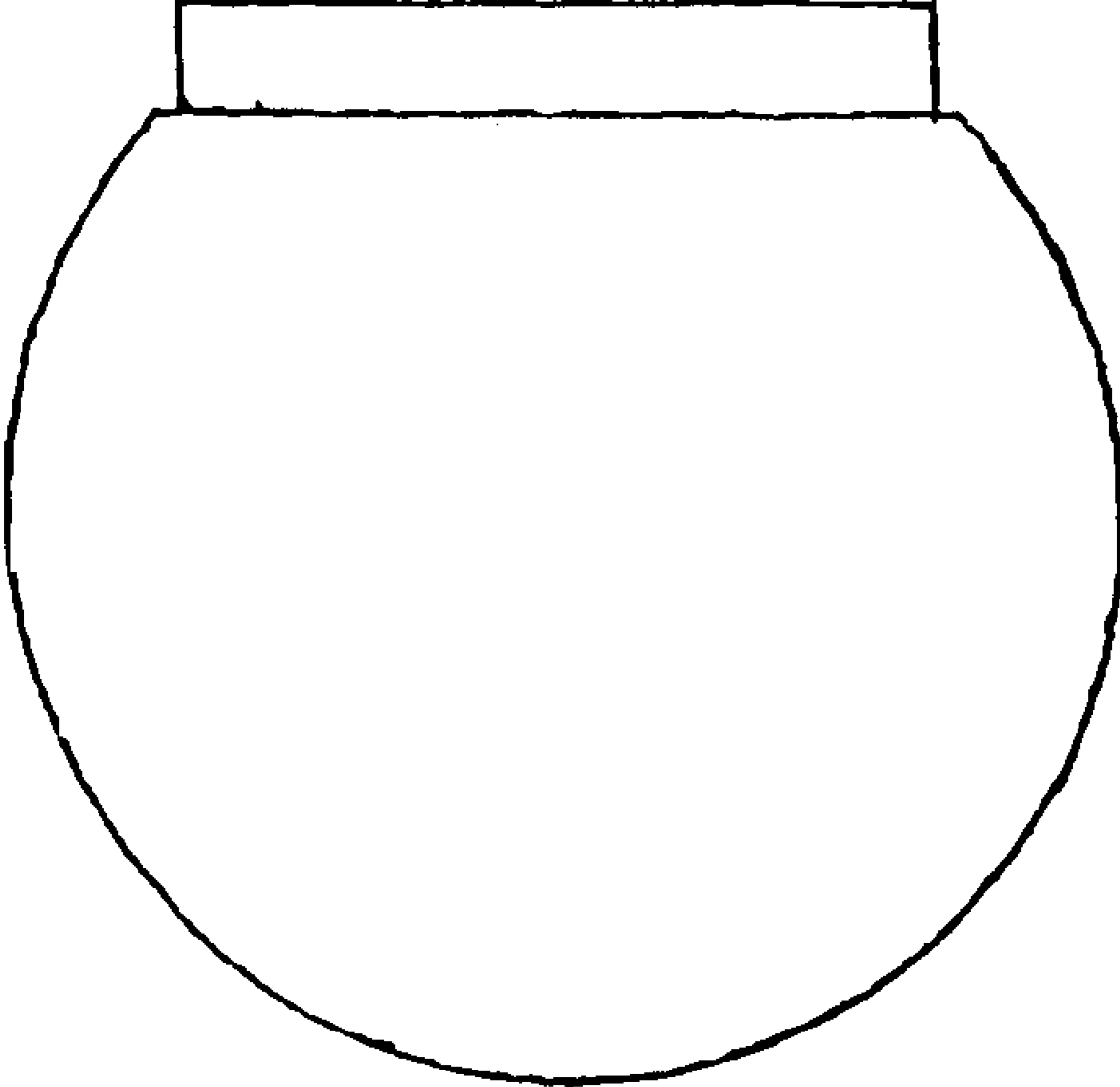


Figure 2

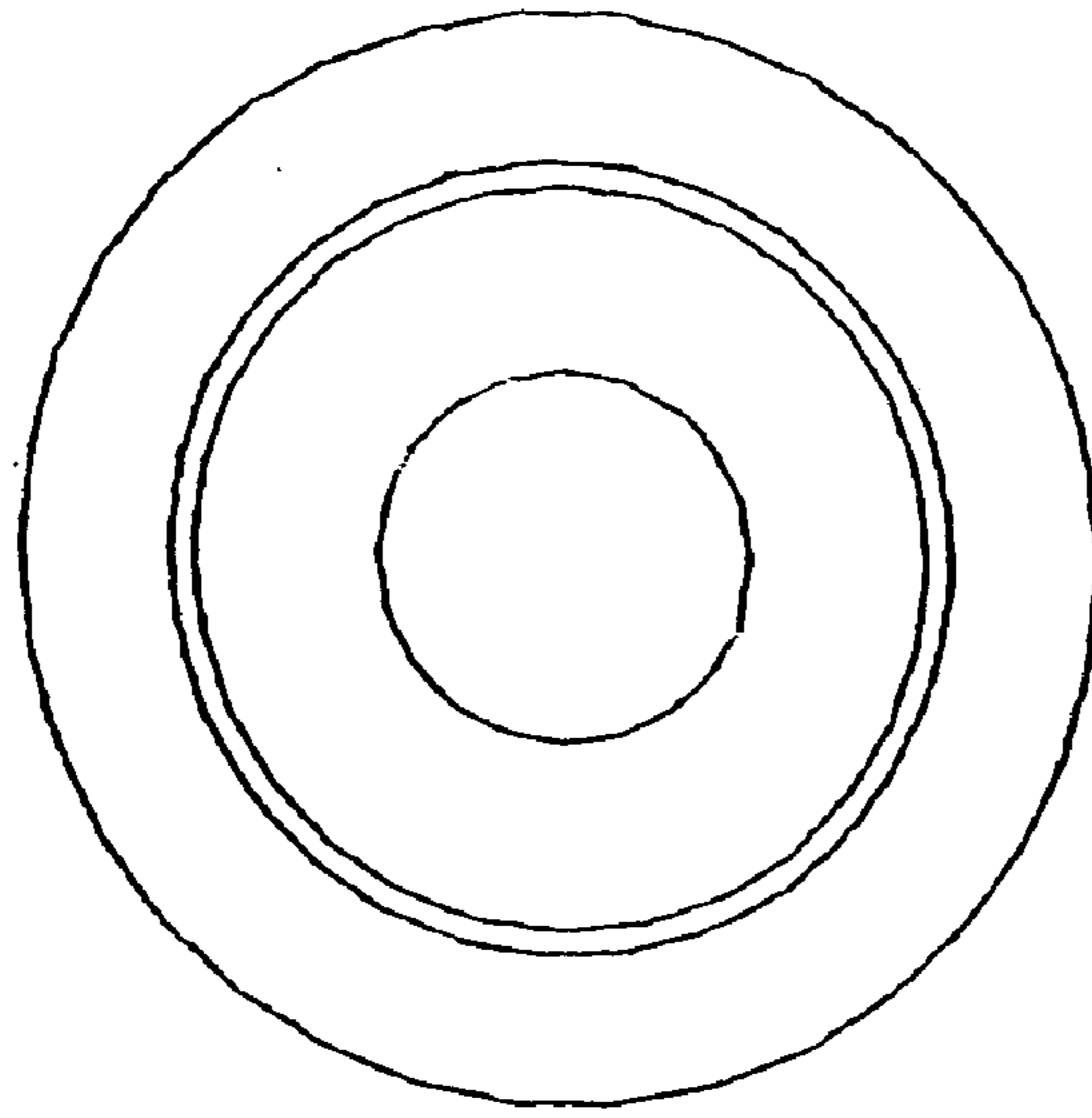


Figure 3




Figure 4