

US00D512867S

(12) **United States Design Patent**  
**Gates et al.**

(10) **Patent No.:** **US D512,867 S**  
(45) **Date of Patent:** **\*\* Dec. 20, 2005**

(54) **WALL SHELF**

(75) Inventors: **Fred Gates**, El Camino Village, CA  
(US); **Terry L. Burdick**, Seal Beach,  
CA (US)

(73) Assignee: **Cambro Manufacturing Co.**,  
Huntington Beach, CA (US)

(\*\*) Term: **14 Years**

(21) Appl. No.: **29/217,652**

(22) Filed: **Nov. 19, 2004**

(51) **LOC (6) Cl.** ..... **06-04**

(52) **U.S. Cl.** ..... **D6/574**

(58) **Field of Search** ..... D6/553, 567, 574;  
108/28-29; 248/235, 309.1; 211/13.1, 42,  
71.01, 86.01, 88.01, 88.03, 90.01, 90.03,  
126.1, 133.5

(56) **References Cited**

**U.S. PATENT DOCUMENTS**

D436,782 S \* 1/2001 Rapp ..... D6/574

D443,163 S \* 6/2001 Welch ..... D6/574  
D484,346 S \* 12/2003 Shamoan ..... D6/574  
D492,873 S \* 7/2004 Roberts et al. .... D6/574  
D500,225 S \* 12/2004 Suero, Jr. .... D6/574

\* cited by examiner

*Primary Examiner*—Brian N Vinson

(74) *Attorney, Agent, or Firm*—George F. Bethel

(57) **CLAIM**

We claim the ornamental design for a wall shelf, as shown  
and described.

**DESCRIPTION**

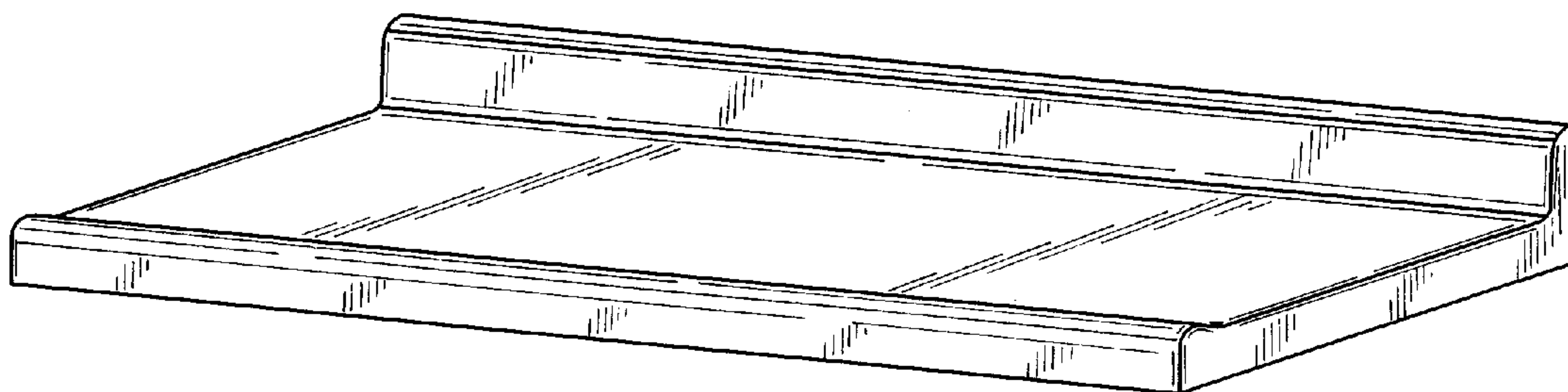
FIG. 1 shows a perspective view of the design for the wall  
shelf looking from the top thereof.

FIG. 2 shows an end elevation view looking from the left  
side of FIG. 1.

FIG. 3 shows a bottom plan view of the shelf; and,

FIG. 4 shows a rear elevation view shown from the rear of  
FIG. 1.

**1 Claim, 2 Drawing Sheets**



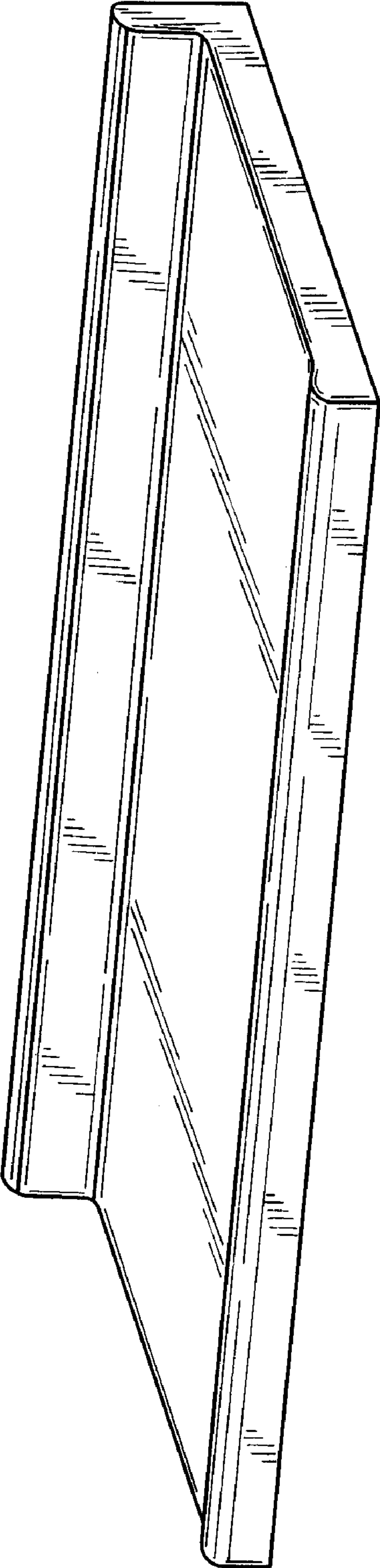


FIG. 1

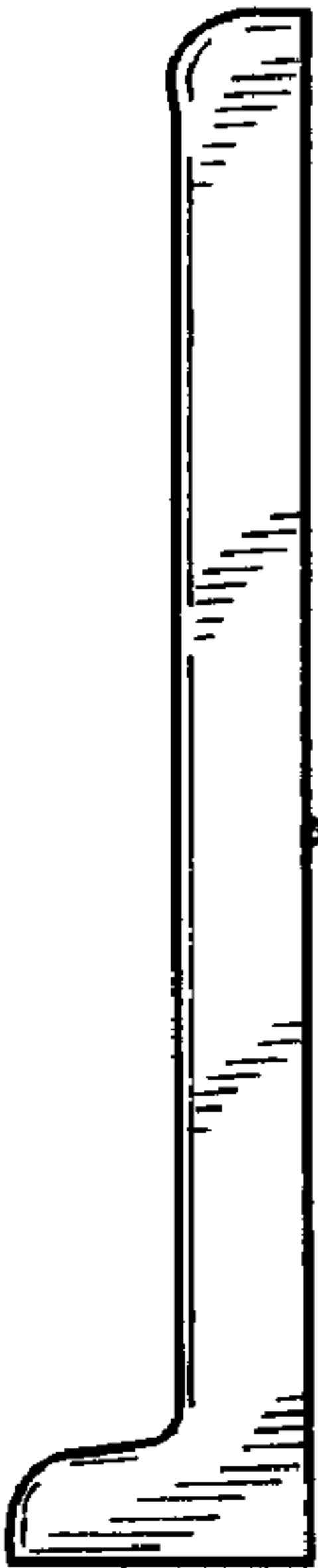




FIG. 2



*FIG. 3*



*FIG. 4*