



US00D512865S

(12) **United States Design Patent**
Walker

(10) **Patent No.:** **US D512,865 S**

(45) **Date of Patent:** **** Dec. 20, 2005**

(54) **CABINET**

(75) **Inventor:** **David Walker**, Chester, PA (US)

(73) **Assignee:** **Zenith Products Corp.**, New Castle, DE (US)

(**) **Term:** **14 Years**

(21) **Appl. No.:** **29/211,604**

(22) **Filed:** **Aug. 18, 2004**

(51) **LOC (6) Cl.** **06-04**

(52) **U.S. Cl.** **D6/561**

(58) **Field of Search** D6/553, 559, 560,
D6/561, 329, 396, 432, 448, 436-439, 444-446;
312/209, 234, 224-225, 242, 245; 206/320,
823

(56) **References Cited**

U.S. PATENT DOCUMENTS

D290,906 S * 7/1987 Lux D6/561
D486,338 S * 2/2004 Walker D6/559

D488,319 S * 4/2004 Harwanko D6/561
D490,634 S * 6/2004 Clucas D6/561
D497,505 S * 10/2004 Harwanko D6/561
D504,265 S * 4/2005 Walker D5/559

* cited by examiner

Primary Examiner—Brian N Vinson

(74) *Attorney, Agent, or Firm*—Edgar A. Zarins; Lloyd D. Doigan


(57) **CLAIM**

The ornamental design for a cabinet, as shown and described.

DESCRIPTION

FIG. 1 is a perspective view of a cabinet showing my new design;
FIG. 2 is a front elevational view thereof;
FIG. 3 top plan view thereof; and,
FIG. 4 is a left side view thereof, the opposite side being a mirror image of the side shown.

1 Claim, 2 Drawing Sheets






Fig-1




Fig-2




Fig-3

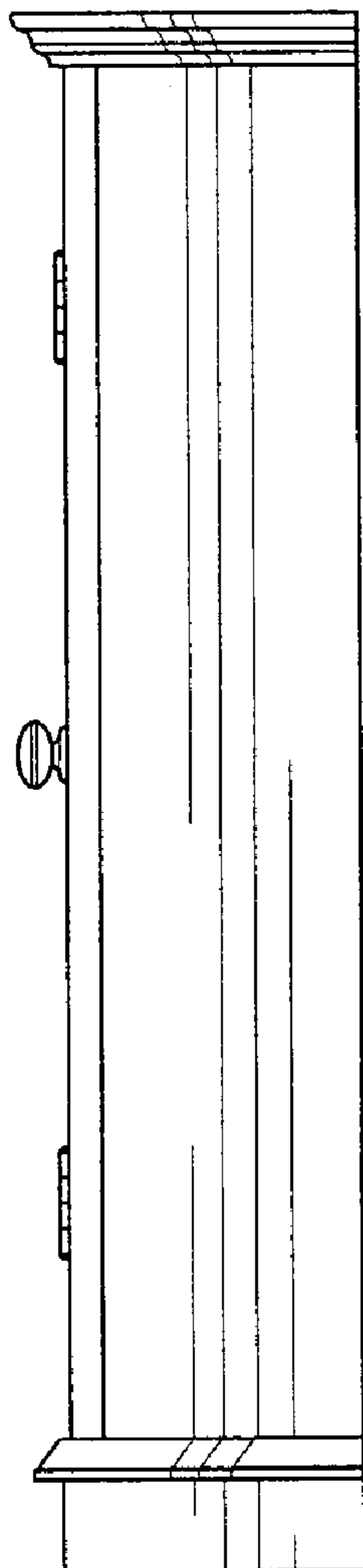


Fig-4