



US00D512854S

(12) **United States Design Patent** (10) **Patent No.:** **US D512,854 S**  
**De Blaay** (45) **Date of Patent:** **\*\* Dec. 20, 2005**

(54) **DOOR CHEST**

(75) Inventor: **William E. De Blaay**, Manlius, NY (US)

(73) Assignee: **L. & J. G. Stickley, Inc.**, Manlius, NY (US)

(\*\*) Term: **14 Years**

(21) Appl. No.: **29/219,790**

(22) Filed: **Dec. 22, 2004**

(51) **LOC (6) Cl.** ..... **06-04**

(52) **U.S. Cl.** ..... **D6/446; D6/439**

(58) **Field of Search** ..... **D6/434, 436-447, D6/470; 312/114, 204, 224, 227**

(56) **References Cited**

**U.S. PATENT DOCUMENTS**

D371,019 S \* 6/1996 Walters et al. .... D6/439  
D372,376 S \* 8/1996 Walters et al. .... D6/445

**OTHER PUBLICATIONS**

Stickley Catalog, Mission Oak and Cherry Collection, Harvey Ellis Door Chest, p. 110, 1991.\*  
Furniture Today, Peters-Revington Entertainment Center, p. 172, Apr. 12, 1999.\*  
Thomasville Impressions, Mission Arts Door Chest, p. 7, 2000.\*

Drexel Heritage, American Review Door Dresser, p. 18, 2001.\*

Ethan Allen, American Impressions Door Chest, p. 75, 2002.\*

\* cited by examiner

*Primary Examiner*—Cathron C. Brooks

(74) *Attorney, Agent, or Firm*—Bernhard P. Molldrem, Jr.

(57) **CLAIM**

The ornamental design for a door chest, as shown and described.

**DESCRIPTION**

FIG. 1 is a front elevation of a door chest showing my new design.

FIG. 2 is a right side elevational view thereof, the left side being a mirror image.

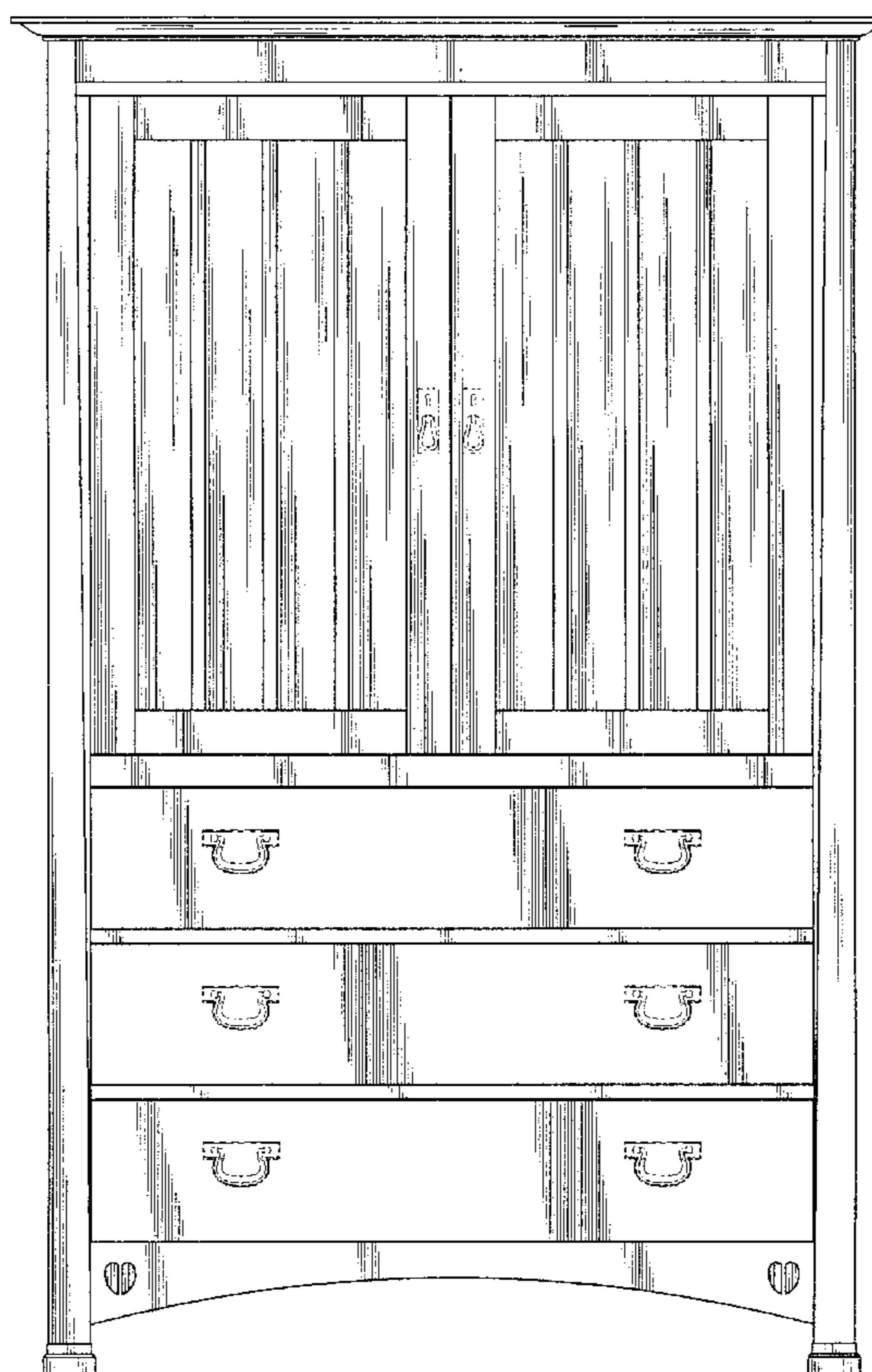
FIG. 3 is a top plan view thereof; and,

FIG. 4 is an front elevation of another embodiment with alternative drawer pulls, the sides and top being as shown in FIGS. 2 and 3.

The bottom and back are plain and unadorned, and do not form part of my design.

The broken line showing of hardware is for illustrative purposes only and forms no part of the claimed design.

**1 Claim, 3 Drawing Sheets**



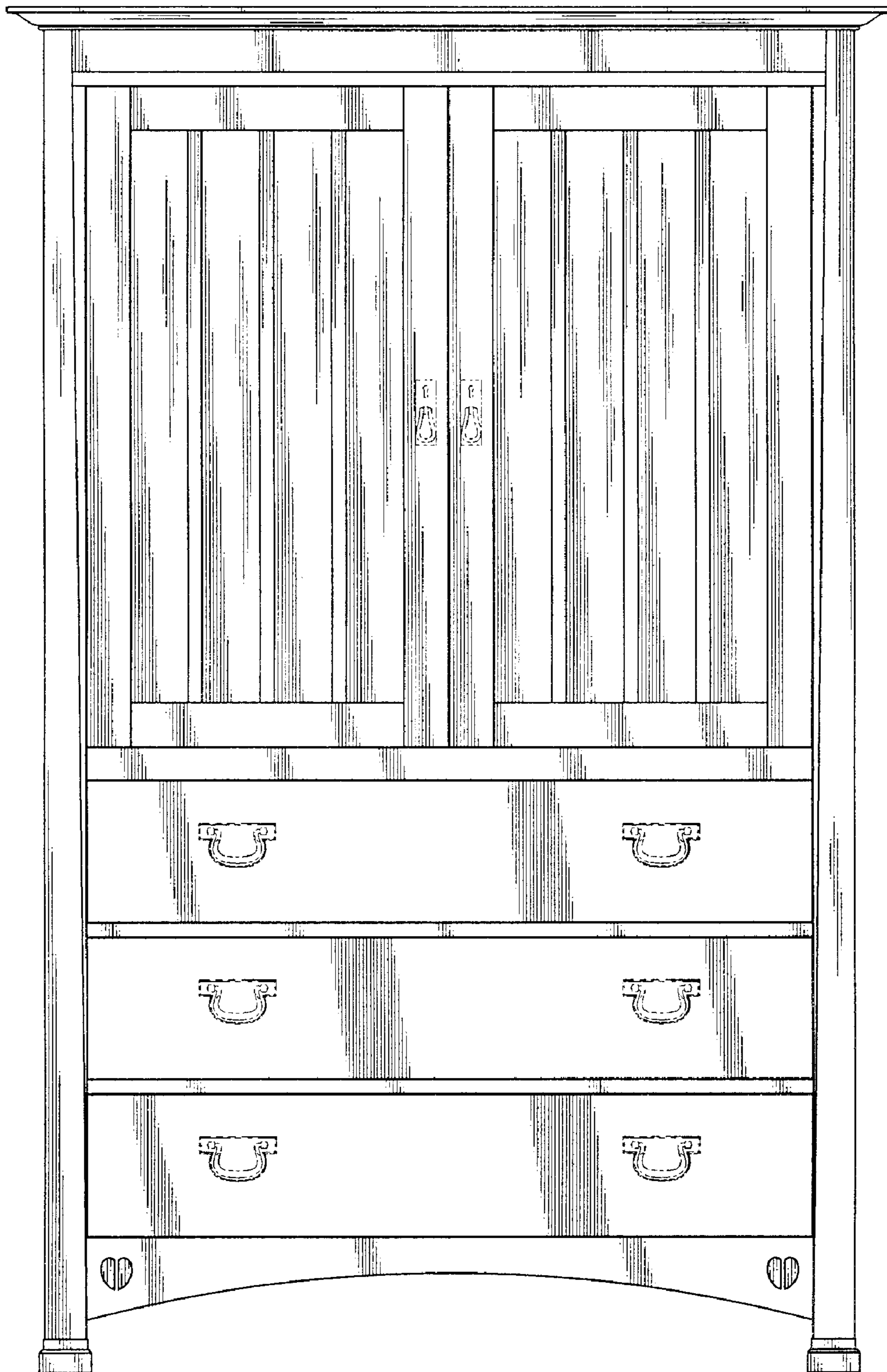


FIG. 1

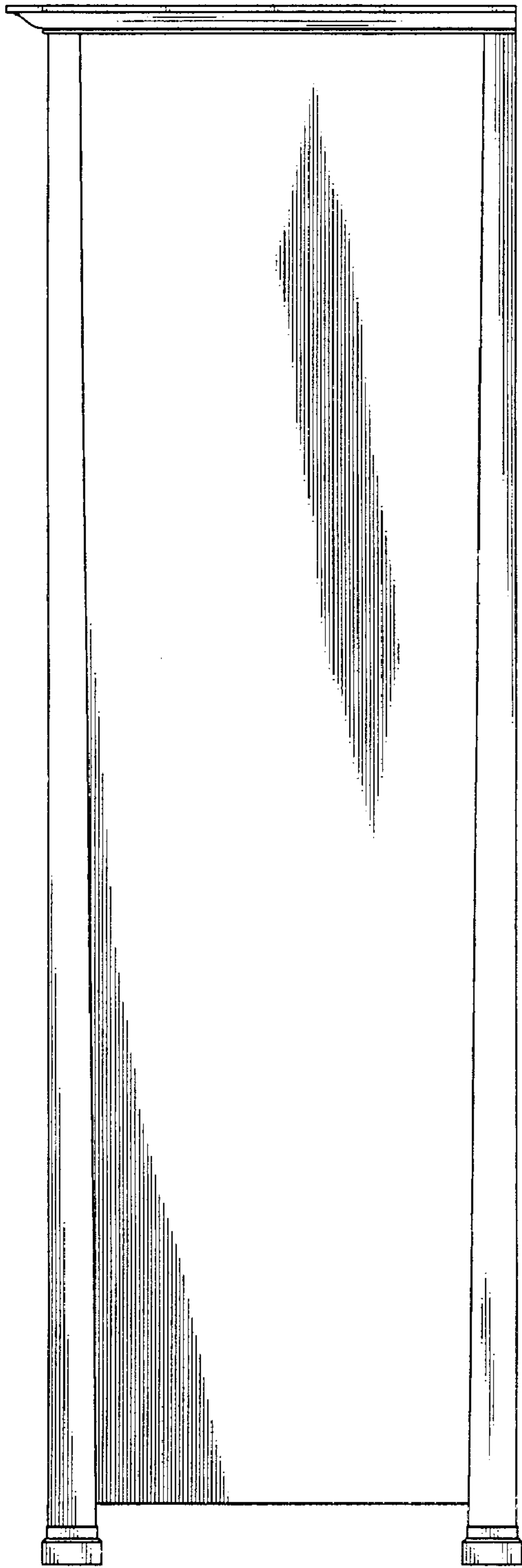


FIG. 2




FIG. 3

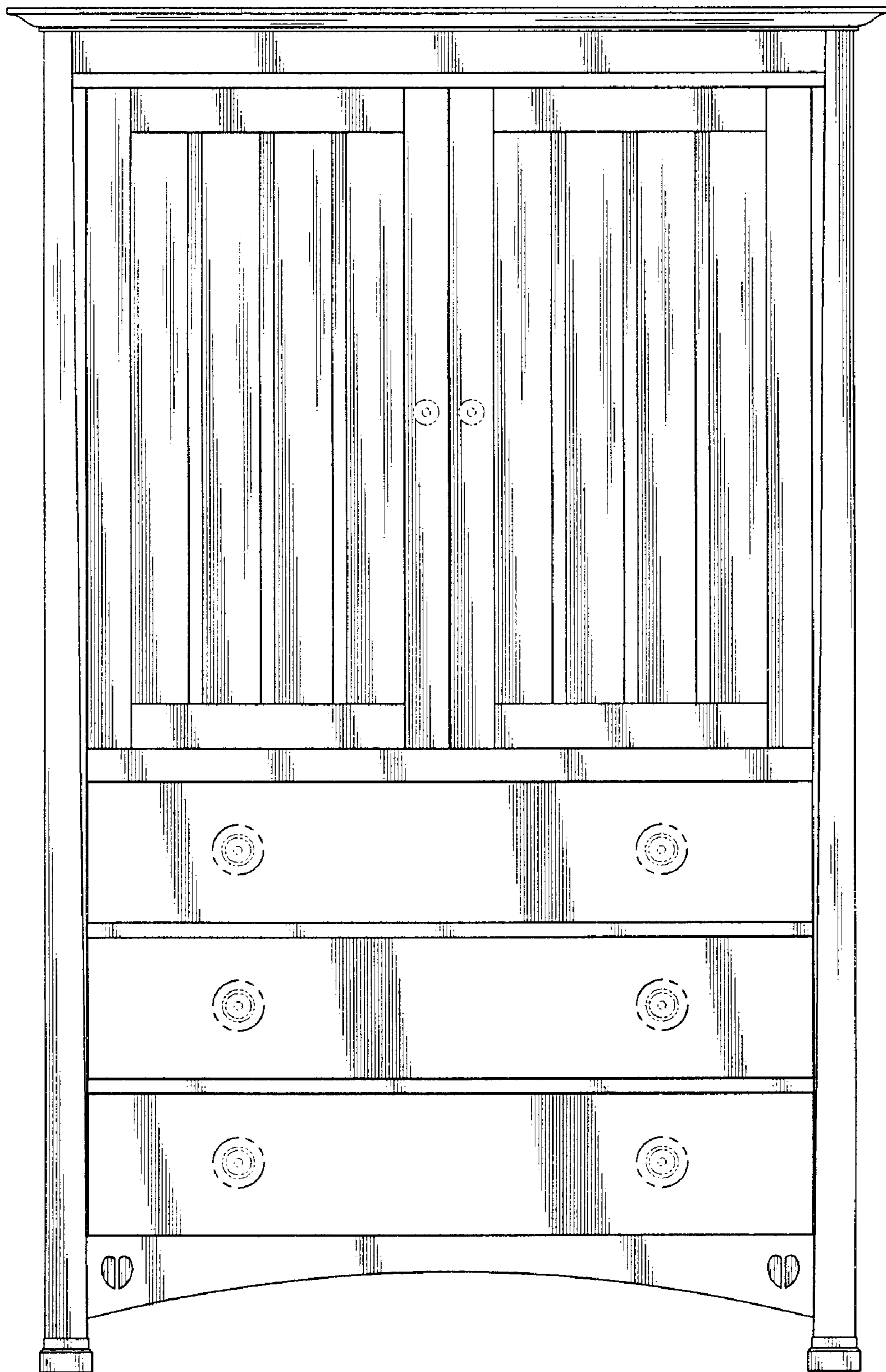


FIG. 4