



US00D512853S

(12) **United States Design Patent** (10) **Patent No.:** **US D512,853 S**
Moser (45) **Date of Patent:** **** Dec. 20, 2005**

(54) **DRESSER**

(75) Inventor: **David Moser**, Portland, ME (US)
 (73) Assignee: **Thos. Moser Cabinetmakers**, Auburn, MA (US)
 (**) Term: **14 Years**

(21) Appl. No.: **29/207,068**
 (22) Filed: **Jun. 8, 2004**

(51) **LOC (6) Cl.** **06-04**
 (52) **U.S. Cl.** **D6/446**
 (58) **Field of Search** D6/432, 436-441,
 D6/445-448, 470-472; 312/114, 204, 224

(56) **References Cited**

U.S. PATENT DOCUMENTS

D186,383 S	*	10/1959	Herrmann	D6/494
D244,074 S	*	4/1977	Zola	D6/445
D332,190 S	*	1/1993	Hollington	D6/446
D416,402 S	*	11/1999	Sabo	D6/439
D441,214 S	*	5/2001	Cain	D6/436
D446,667 S	*	8/2001	Gallien	D6/446
D465,105 S	*	11/2002	Tobin, Jr.	D6/446

OTHER PUBLICATIONS

Mastercraft Catalog, Stickley Mission Oak and Cherry Collection, item 627, p. 77, 2000.*
 Mastercraft Catalog, Stickley Mission Oak and Cherry Collection, item 913, p. 108, 2000.*
 Mastercraft Catalog, Stickley Mission Oak and Cherry Collection, item 916, p. 110, 2000.*

* cited by examiner

Primary Examiner—Cathron C. Brooks
 (74) *Attorney, Agent, or Firm*—Kilpatrick Stockton LLP


(57) **CLAIM**

The ornamental design for the dresser, as shown and described.

DESCRIPTION

FIG. 1 shows a perspective view of a dresser according to the present invention.
 FIG. 2 shows a front view of the dresser of FIG. 1.
 FIG. 3 shows a right side view of the dresser of FIG. 1, the left side view being a mirror image of the right side view; and,
 FIG. 4 shows a top view of the dresser of FIG. 1.

1 Claim, 4 Drawing Sheets



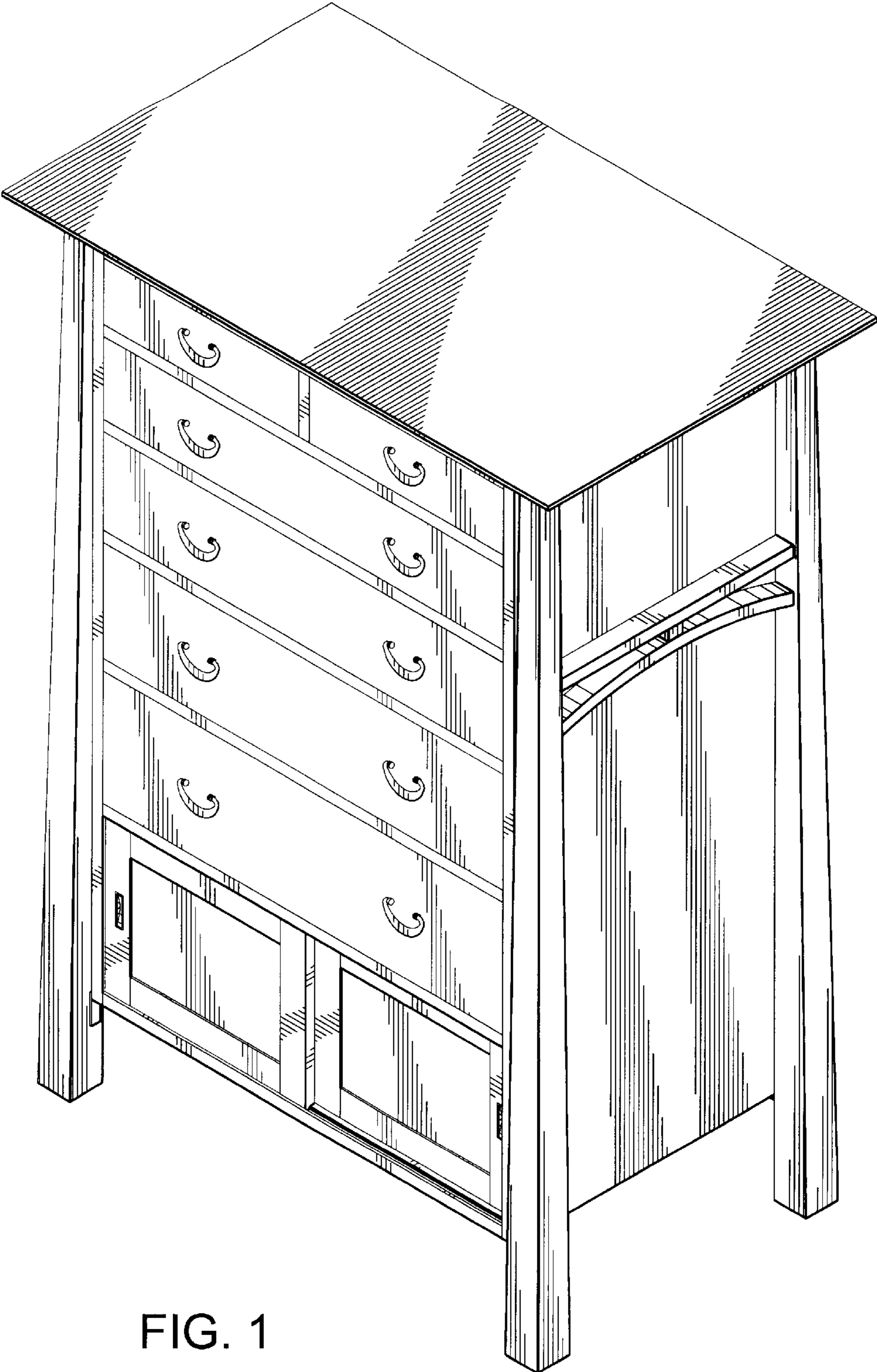


FIG. 1

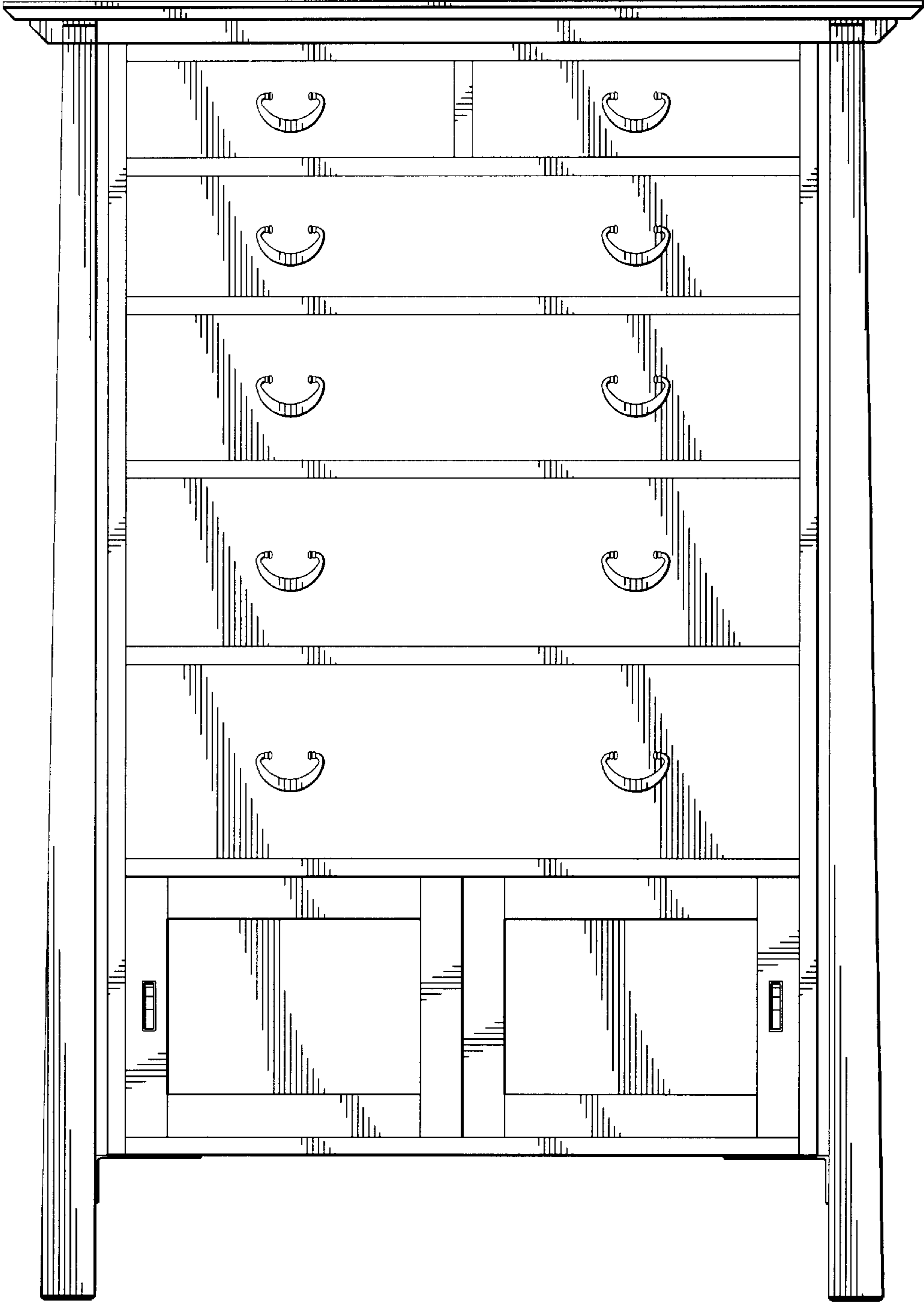


FIG. 2

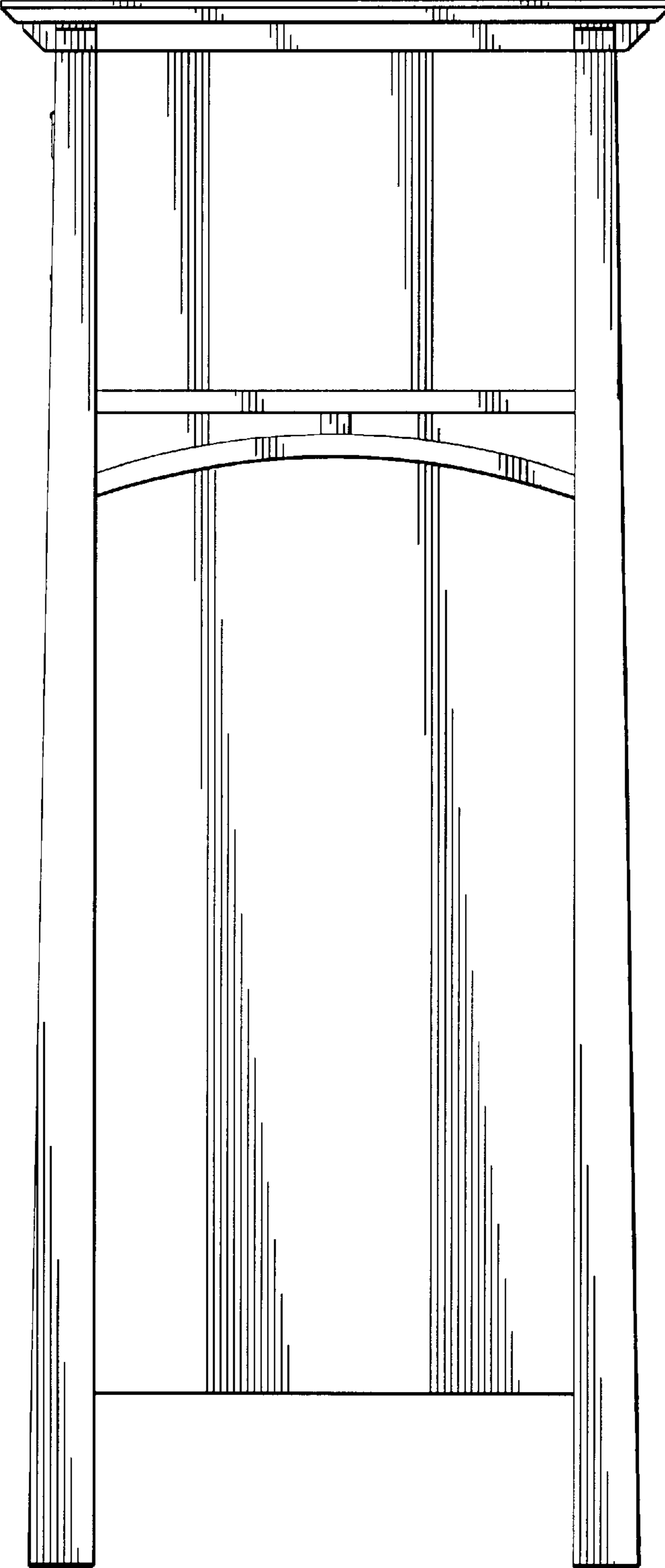


FIG. 3




FIG. 4