

US00D512848S

(12) **United States Design Patent**
Natuzzi

(10) **Patent No.:** **US D512,848 S**

(45) **Date of Patent:** **** Dec. 20, 2005**

(54) **SOFA**

(75) **Inventor:** **Pasquale Natuzzi**, Santeramo in Colle (IT)

(73) **Assignee:** **Natuzzi S.p.A.**, Bari (IT)

(**) **Term:** **14 Years**

(21) **Appl. No.:** **29/213,024**

(22) **Filed:** **Sep. 13, 2004**

(51) **LOC (6) Cl.** **06-01**

(52) **U.S. Cl.** **D6/381**

(58) **Field of Search** D6/334–336, 371, D6/381, 500–502; 5/12–1; 297/232, 445.1

(56) **References Cited**

U.S. PATENT DOCUMENTS

D238,033 S	*	12/1975	Cassina	D6/334
D327,373 S	*	6/1992	Warren	D6/335
D332,878 S	*	2/1993	Warren	D6/334
D361,909 S	*	9/1995	Natuzzi et al.	D6/381
D409,014 S	*	5/1999	Natuzzi et al.	D6/381
D476,497 S	*	7/2003	Ricci	D6/381

D485,087 S	*	1/2004	Natuzzi	D6/381
D499,567 S	*	12/2004	Ricci	D6/381
D504,028 S	*	4/2005	Ricci	D6/381

* cited by examiner

Primary Examiner—Caron D. Veynar

Assistant Examiner—Vy Nguyen

(74) *Attorney, Agent, or Firm*—Egbert Law Offices

(57) **CLAIM**

I claim the ornamental design for a sofa, as shown and described.

DESCRIPTION

FIG. 1 is a front elevation view of the sofa showing my design.

FIG. 2 is top plan view thereof;


FIG. 3 is a front perspective view thereof;

FIG. 4 is a back perspective view thereof; and,

FIG. 5 is a side view thereof, an opposite side view being a mirror image thereof.

The broken lines shown on the sofa are understood to represent stitching.

1 Claim, 3 Drawing Sheets






FIG. 1




FIG. 2




FIG. 3




FIG. 4




FIG. 5