



US00D512842S

(12) **United States Design Patent**
Mohundro

(10) **Patent No.:** **US D512,842 S**

(45) **Date of Patent:** **** Dec. 20, 2005**

(54) **MIRROR**

(75) **Inventor:** **James Glenn Mohundro, Taichung (TW)**

(73) **Assignee:** **Pacific Marketing International (H.K.) Ltd., Taichung (TW)**

(**) **Term:** **14 Years**

(21) **Appl. No.:** **29/213,667**

(22) **Filed:** **Sep. 22, 2004**

(51) **LOC (6) Cl.** **06-07**

(52) **U.S. Cl.** **D6/300**

(58) **Field of Search** D6/300-314, 444;
40/700, 711, 719, 714-716, 720-722, 735,
738, 597, 744, 745, 754, 765, 768, 769,
790, 798; D20/29-32, 10; 248/466-467;
D11/131, 133-135; 359/838, 871-872

(56) **References Cited**

U.S. PATENT DOCUMENTS

D408,647 S * 4/1999 Zaidman D6/393

D410,792 S * 6/1999 Zaidman D6/300
D429,431 S * 8/2000 Zaidman D6/491
D498,932 S * 11/2004 Mohundro D6/300

* cited by examiner

Primary Examiner—Janice E. Seeger
Assistant Examiner—Sydney R. Buffalow

(74) *Attorney, Agent, or Firm*—Rosenberg, Klein & Lee

(57) **CLAIM**

The ornamental design for a mirror, as shown and described.

DESCRIPTION

FIG. 1 is a perspective view of a mirror, showing my new design;

FIG. 2 is a front elevational view thereof;

FIG. 3 is a rear elevational view thereof;

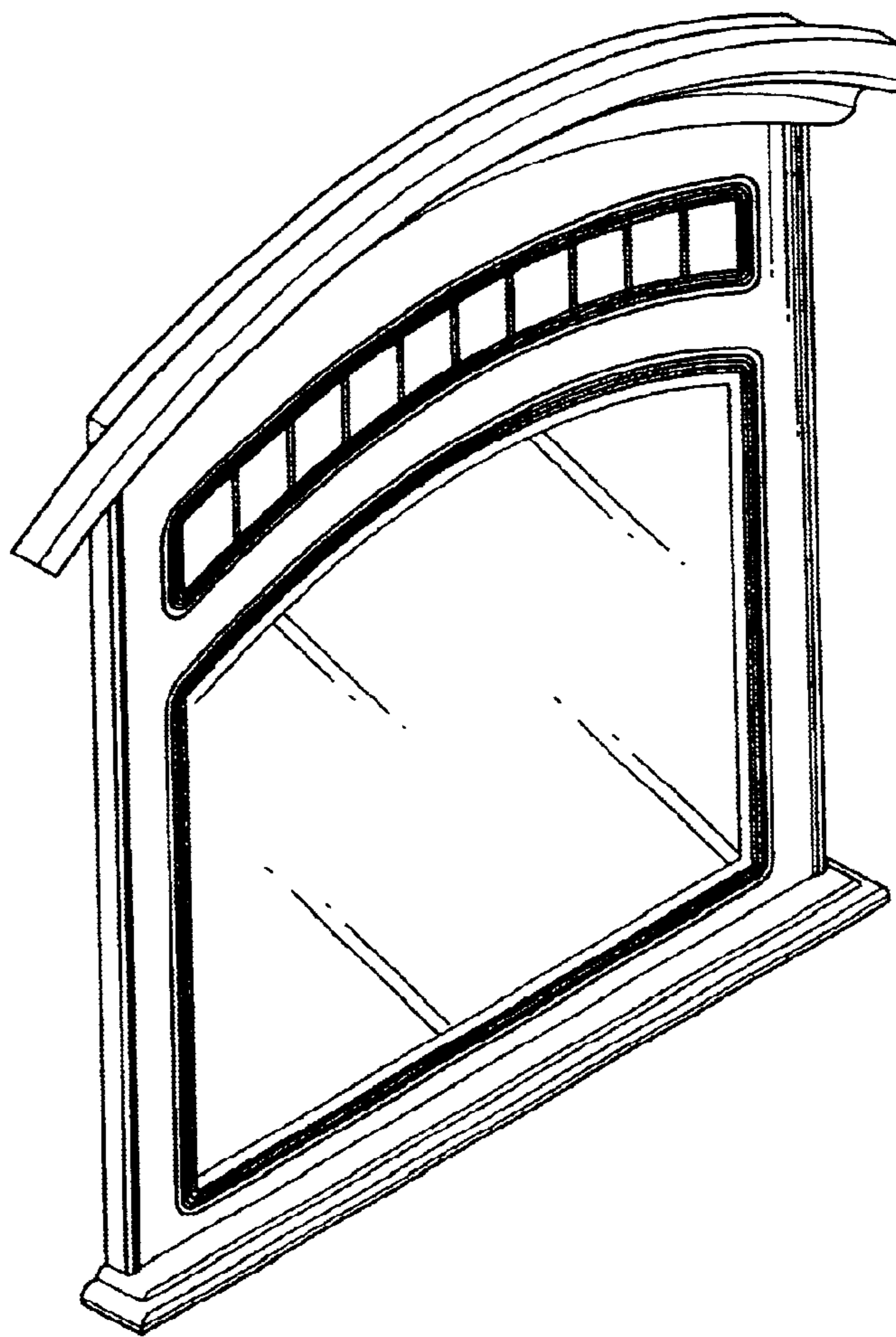
FIG. 4 is a left elevational view thereof; and

FIG. 5 is a right elevational view thereof;

FIG. 6 is a top plan view thereof; and,

FIG. 7 is a bottom plan view thereof.

1 Claim, 5 Drawing Sheets



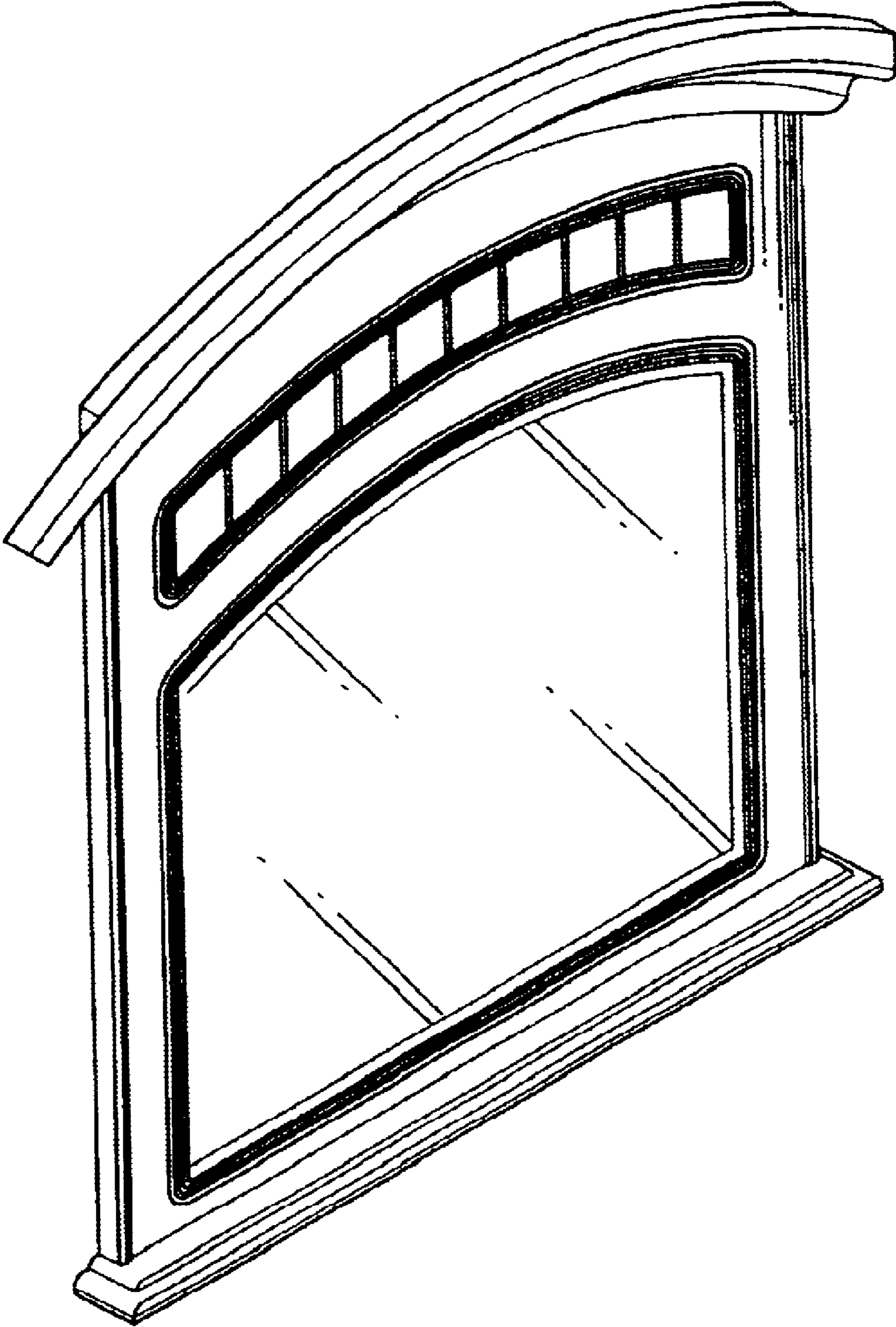


FIG. 1




FIG.2




FIG. 3

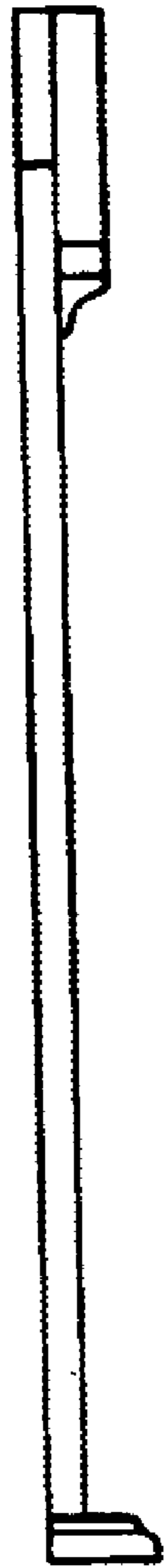


FIG. 4



FIG. 5




FIG. 6




FIG. 7