



US00D512838S

(12) **United States Design Patent**
Schmidt et al.

(10) **Patent No.:** **US D512,838 S**

(45) **Date of Patent:** **** Dec. 20, 2005**

(54) **GOLF BAG DIVIDER TOP**

(75) Inventors: **Gregory J. Schmidt**, Glendale, AZ
(US); **John K. Solheim**, Anthem, AZ
(US)

(73) Assignee: **Karsten Manufacturing Corporation**,
Phoenix, AZ (US)

(**) Term: **14 Years**

(21) Appl. No.: **29/214,296**

(22) Filed: **Sep. 29, 2004**

(51) **LOC (6) Cl.** **03-99**

(52) **U.S. Cl.** **D3/320**

(58) **Field of Search** D3/320, 254, 255,
D3/259, 382.1, 905; D34/15; 211/70.2;
248/95, 96; 206/315.2, 315.3, 315.4, 315.5,
315.6, 315.7, 315.8

(56) **References Cited**

U.S. PATENT DOCUMENTS

4,596,328 A	6/1986	Solheim	
4,600,100 A	7/1986	Solheim	
4,667,820 A	5/1987	Solheim	
D387,556 S	* 12/1997	Beebe et al. D3/255
5,816,397 A	* 10/1998	Pratt 206/315.6
D402,469 S	* 12/1998	Suk D3/320
D405,607 S	* 2/1999	Sundara et al. D3/255

D412,789 S	* 8/1999	Suk D3/320
D422,137 S	* 4/2000	Reimers D3/255
6,149,000 A	* 11/2000	Kim 206/315.6
D454,249 S	3/2002	Schmidt	
6,726,009 B1	4/2004	Larson	
2002/0189962 A1	* 12/2002	Chen 206/315.7
2003/0146120 A1	* 8/2003	Chi 206/315.5

* cited by examiner

Primary Examiner—Sandra S. Snapp

(74) *Attorney, Agent, or Firm*—Darrell F. Marquette

(57) **CLAIM**

The ornamental design for a golf bag divider top, as shown and described.

DESCRIPTION

FIG. 1 is a perspective view of a golf bag divider top showing our new design;

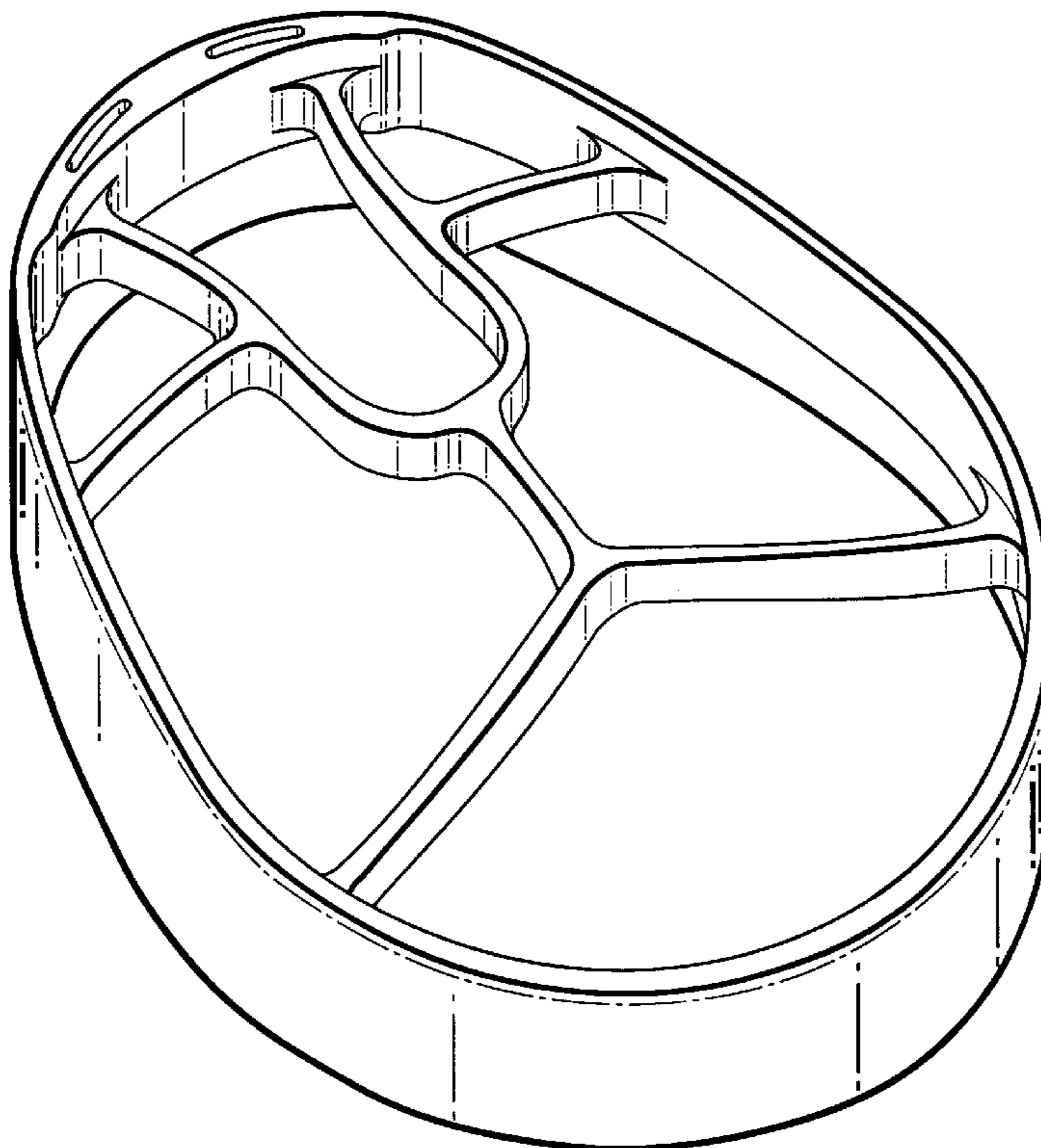
FIG. 2 is a front elevational view of the golf bag divider top shown in FIG. 1;

FIG. 3 is a rear elevational view of the golf bag divider top shown in FIG. 1;

FIG. 4 is a top plan view of the golf bag divider top shown in FIG. 1; and,

FIG. 5 is a side elevational view of the golf bag divider top taken from the right in FIG. 2, a side elevational view of the golf bag divider top taken from the left in FIG. 2 being a mirror image thereof.

1 Claim, 2 Drawing Sheets



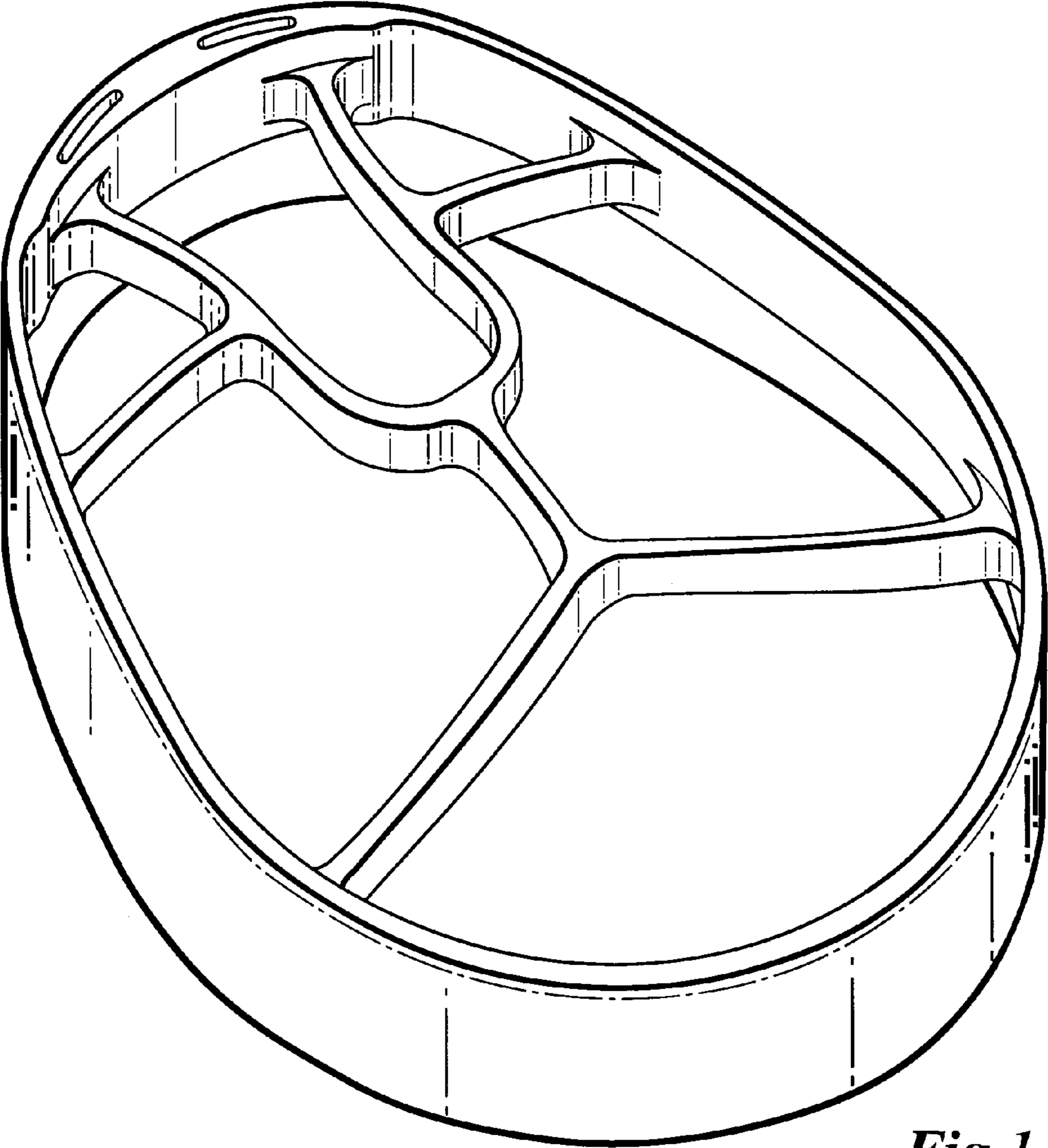


Fig. 1

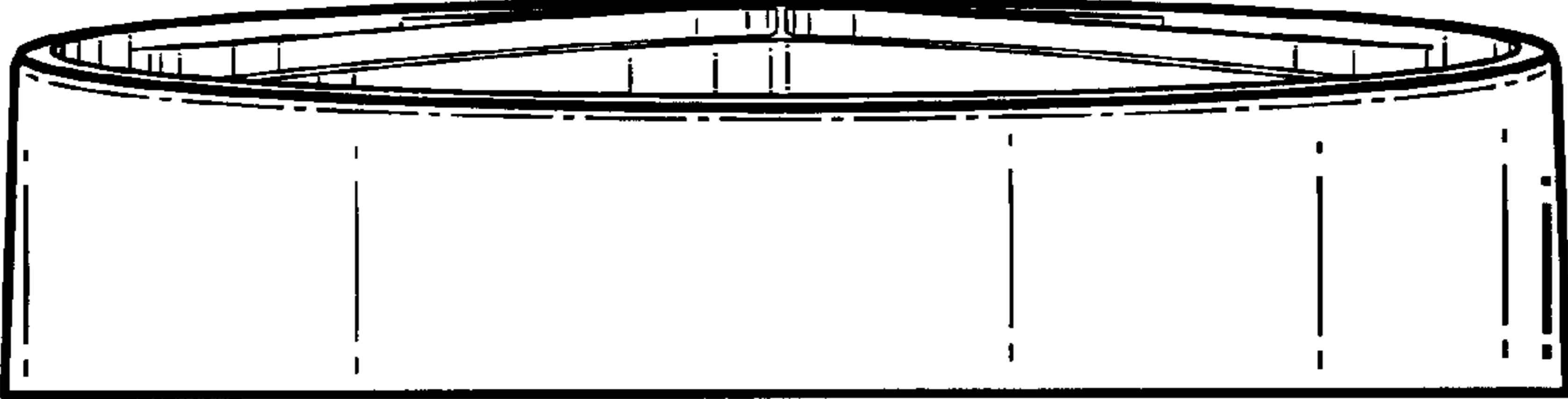


Fig. 2



Fig. 3

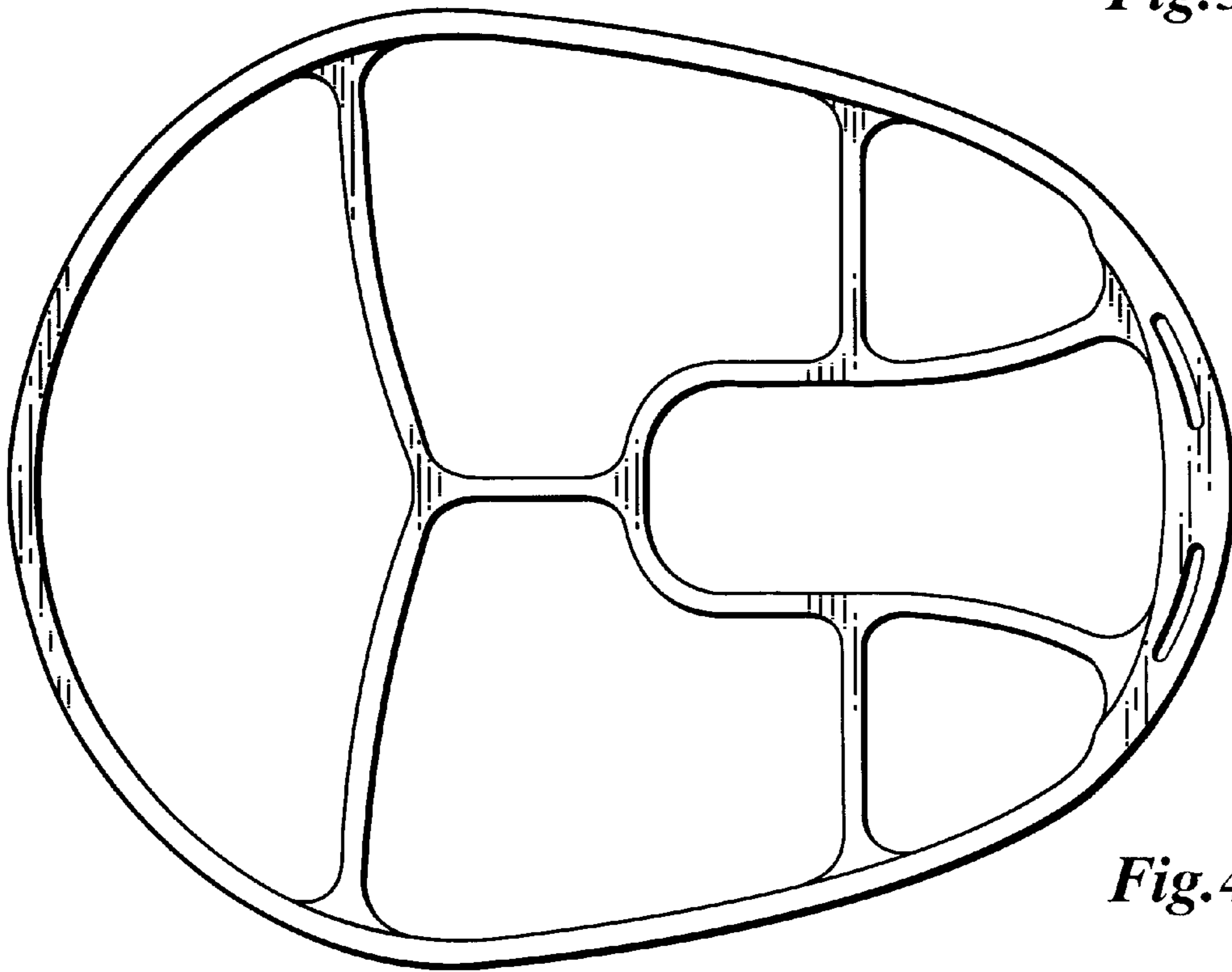


Fig. 4




Fig. 5