

US00D512827S

(12) **United States Design Patent**  
**Usuki et al.**

(10) **Patent No.:** **US D512,827 S**  
(45) **Date of Patent:** **\*\* Dec. 20, 2005**

- (54) **PAIR OF SHOE MIDSOLES**
- (75) Inventors: **Akira Usuki, Kobe (JP); Takashi Okamoto, Kobe (JP)**
- (73) Assignee: **ASICS Corporation, Kobe (JP)**
- (\*\*) Term: **14 Years**
- (21) Appl. No.: **29/217,292**
- (22) Filed: **Nov. 15, 2004**
- (30) **Foreign Application Priority Data**  
May 27, 2004 (JP) ..... 2004-015584
- (51) **LOC (6) Cl.** ..... **02-04**
- (52) **U.S. Cl.** ..... **D2/977; 947/960; 947/972**
- (58) **Field of Search** ..... D2/902, 946-949,  
D2/951-957, 959, 960, 977; 36/3 B, 22 R,  
24.5, 25 R, 32 R, 59 C

- D440,033 S \* 4/2001 Neely ..... D2/955
- D458,011 S \* 6/2002 Yang ..... D2/954
- D495,859 S \* 9/2004 Kubo et al. .... D2/960
- D495,860 S \* 9/2004 Kubo et al. .... D2/960
- D496,148 S \* 9/2004 Kayano et al. .... D2/959
- D497,705 S \* 11/2004 Turner ..... D2/954
- D501,713 S \* 2/2005 Kayano et al. .... D2/977

\* cited by examiner

*Primary Examiner*—Celia A. Murphy  
(74) *Attorney, Agent, or Firm*—Michael E. Zall

(57) **CLAIM**

We claim the ornamental design for a pair of shoe midsoles, as shown and described.

**DESCRIPTION**

FIG. 1 is a perspective view of one odd of a pair of shoe midsoles, showing our new design. The 2<sup>nd</sup> odd, which is a mirror image of FIGS. 1-6, is not shown for convenience of illustration. And the broken lines showing the remainder of the shoe represent the portion of the design that forms no part of the claim.

FIG. 2 is a bottom plan view of a pair of shoe midsoles of this invention;

FIG. 3 is a right side elevational view of a pair of shoe midsoles of this invention;

FIG. 4 is a left side elevational view of a pair of shoe midsoles of this invention;

FIG. 5 is a front elevational view of a pair of shoe midsoles of this invention; and,

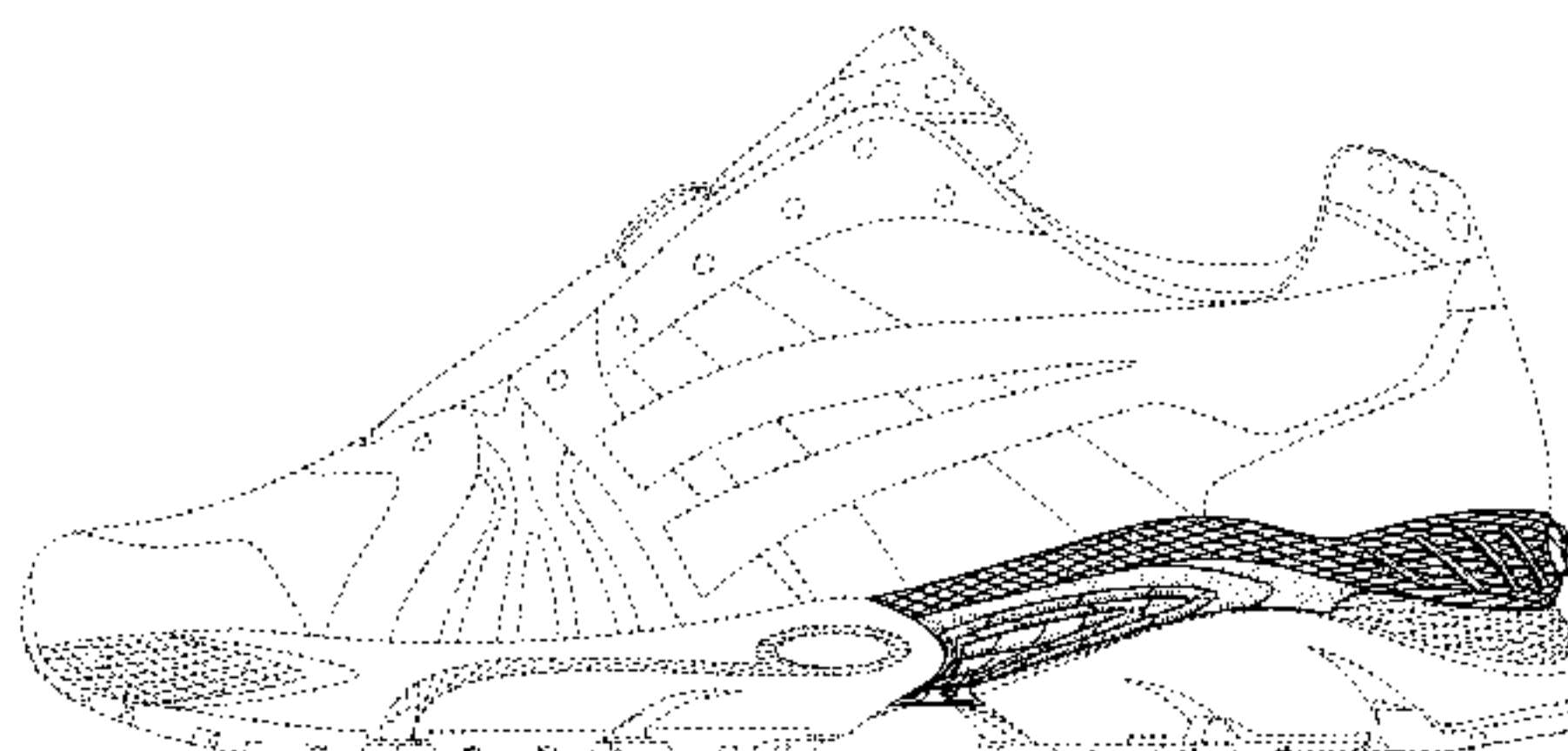
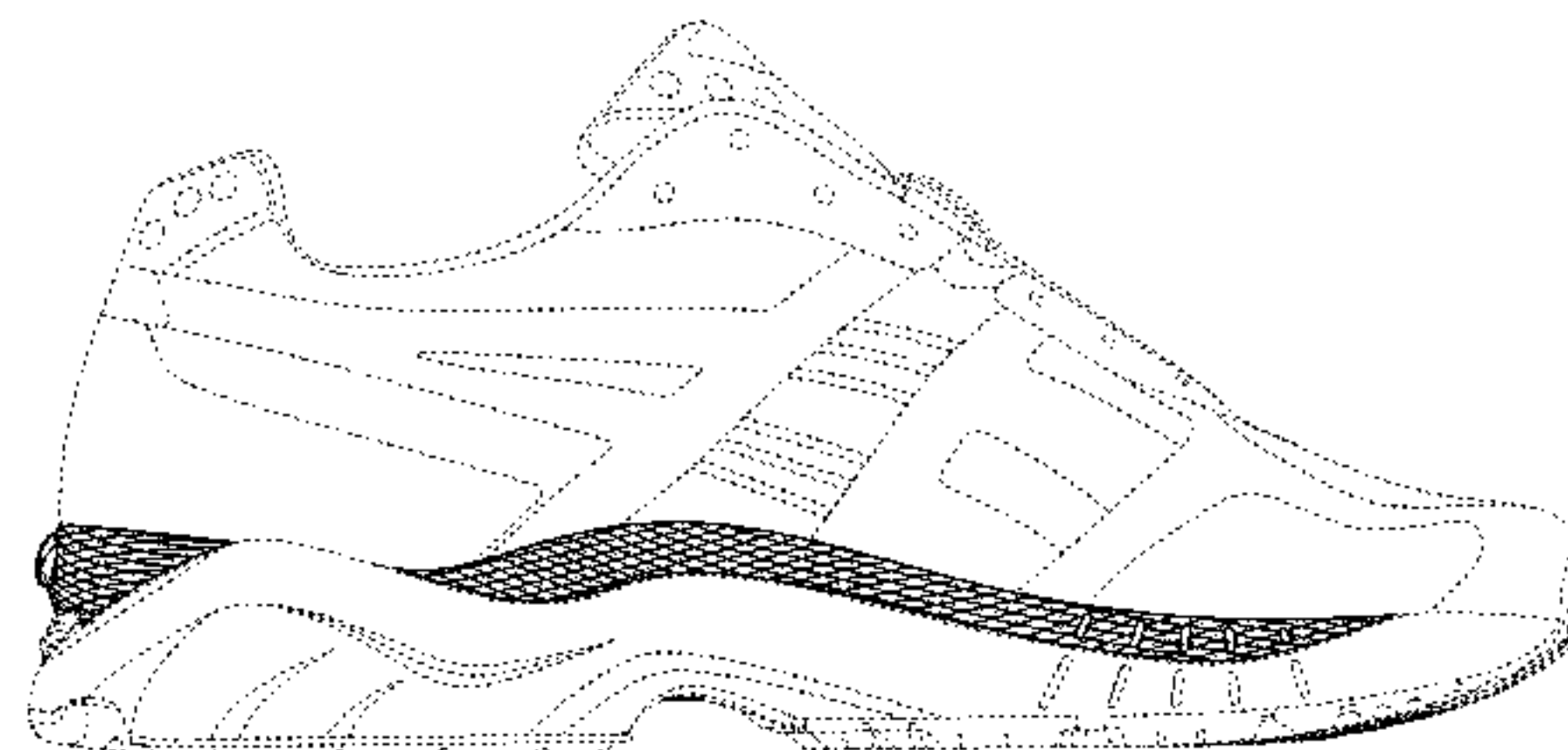
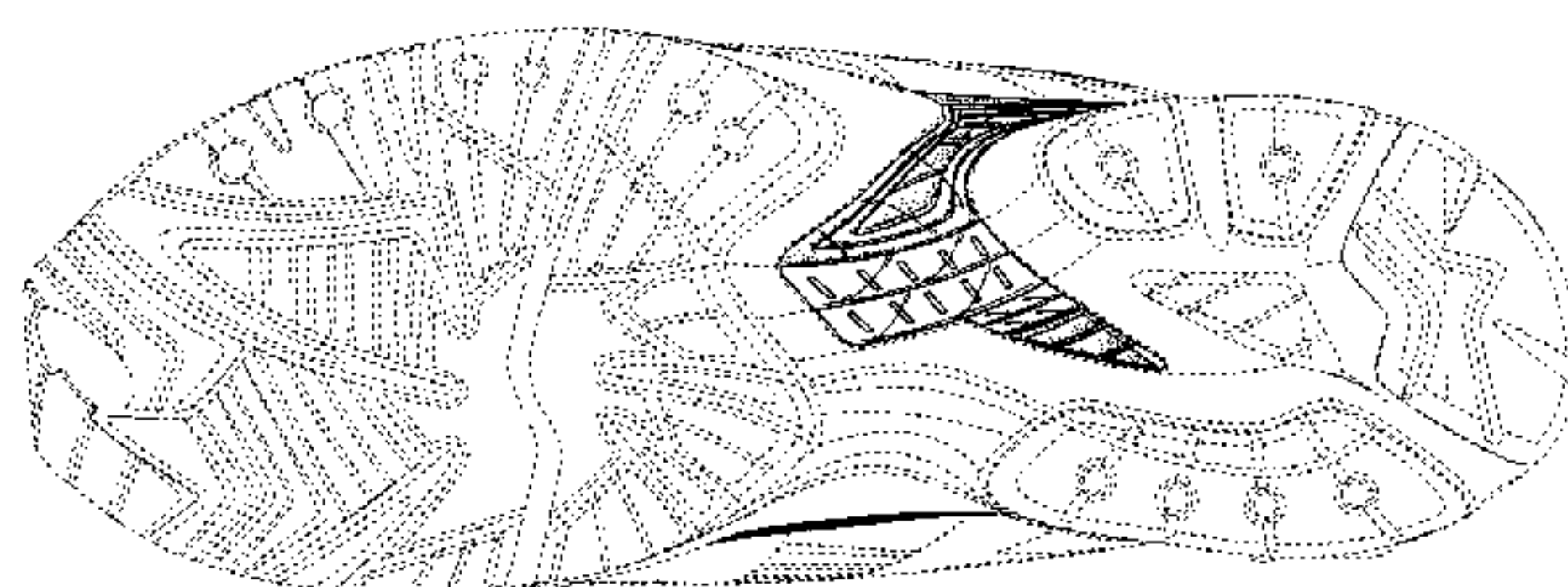
FIG. 6 is a rear elevational view of a pair of shoe midsoles of this invention.

(56) **References Cited**

**U.S. PATENT DOCUMENTS**

- D293,502 S \* 1/1988 Hase ..... D2/955
- D334,653 S \* 4/1993 Mitsui ..... D2/957
- D366,754 S \* 2/1996 Valverde ..... D2/954
- D366,756 S \* 2/1996 Forland et al. .... D2/977
- D370,992 S \* 6/1996 Preskar et al. .... D2/977
- D379,259 S \* 5/1997 Kayano ..... D2/953
- D387,890 S \* 12/1997 Faulconer et al. .... D2/953
- D401,396 S \* 11/1998 Kayano ..... D2/954
- D401,397 S \* 11/1998 Chen ..... D2/957
- D405,246 S \* 2/1999 Singer ..... D2/946
- D410,138 S \* 5/1999 Turner et al. .... D2/959
- D436,718 S \* 1/2001 Patterson et al. .... D2/956

**1 Claim, 6 Drawing Sheets**



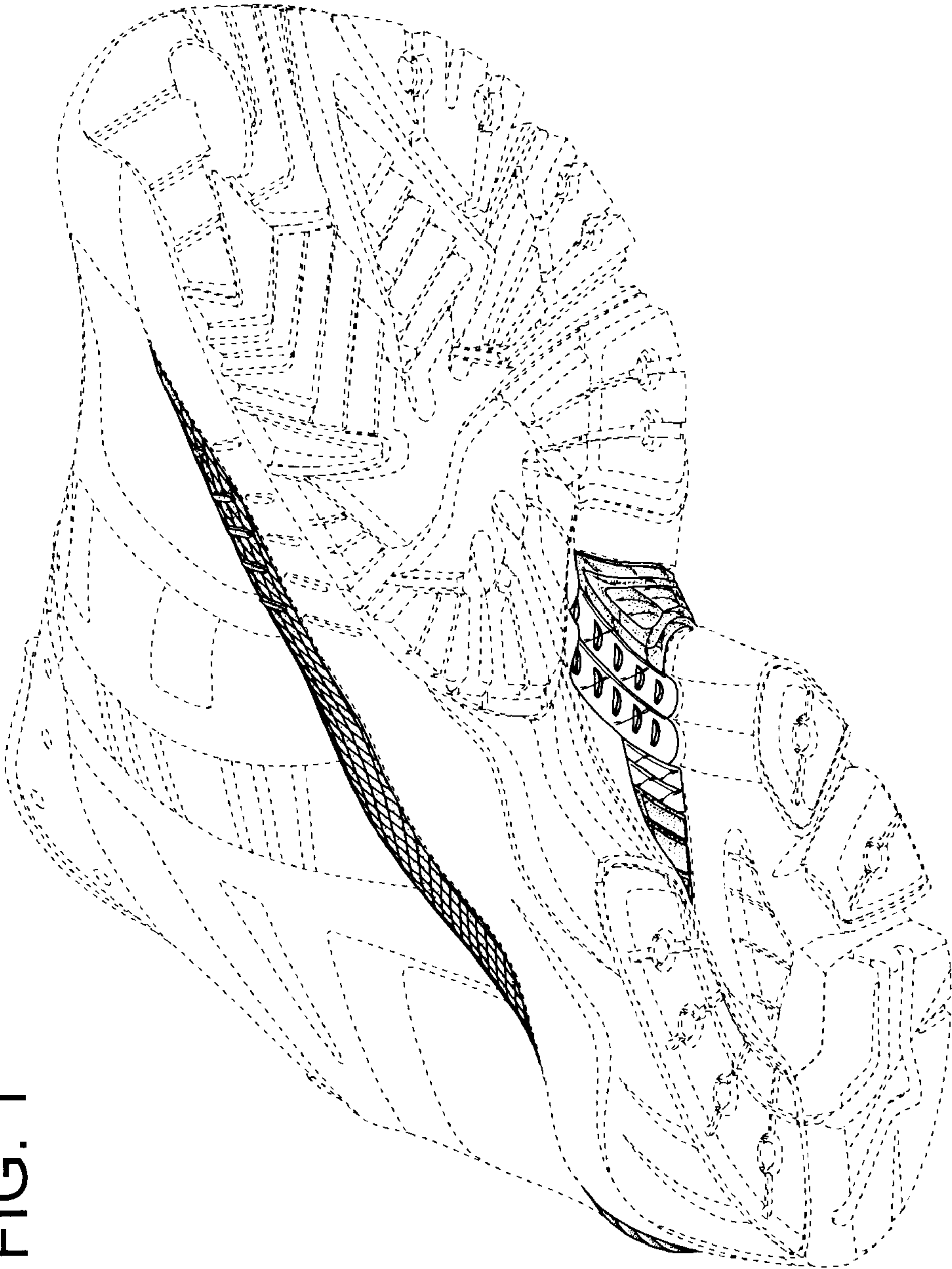


FIG. 1



FIG. 2

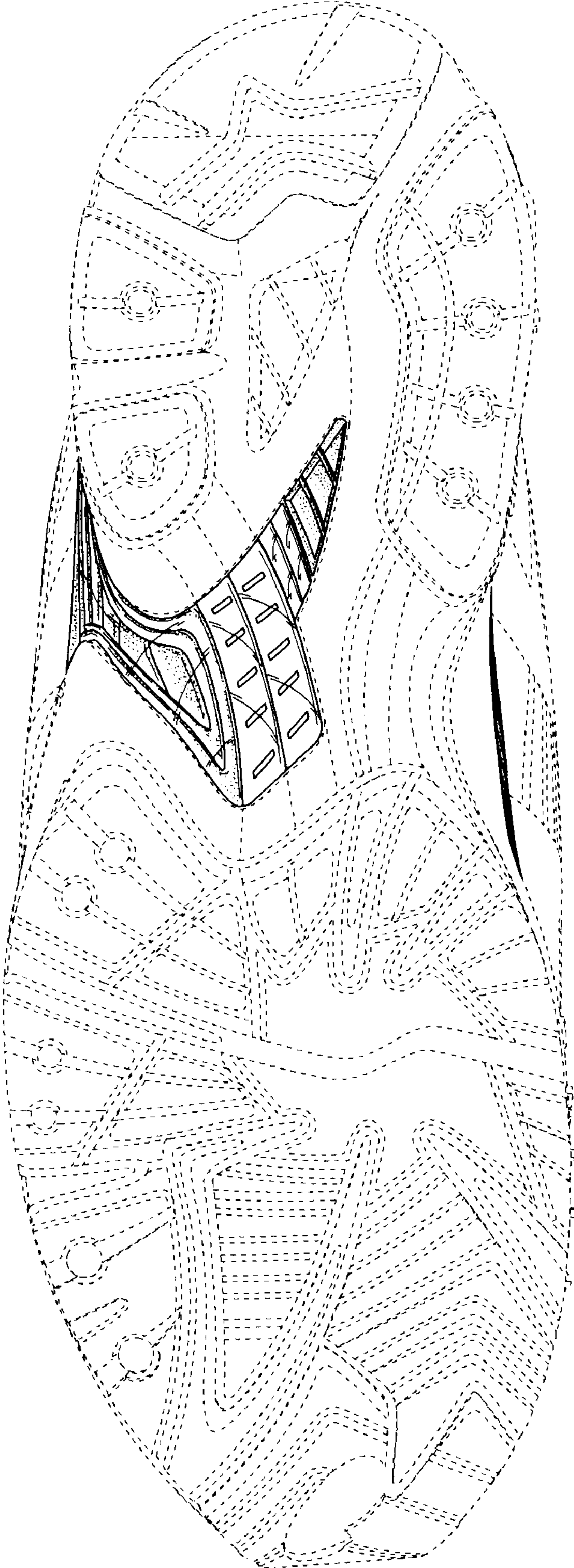


FIG. 3

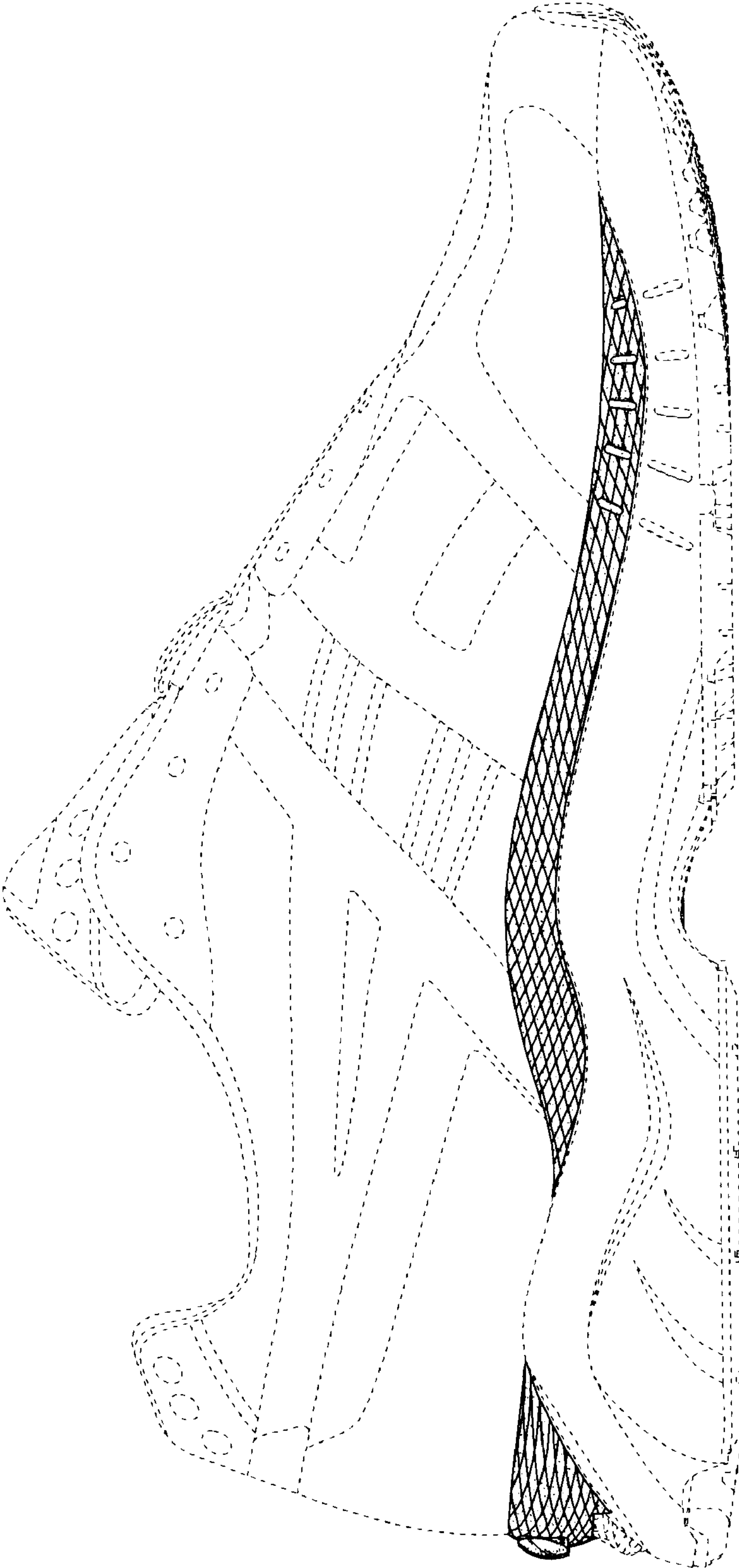


FIG. 4

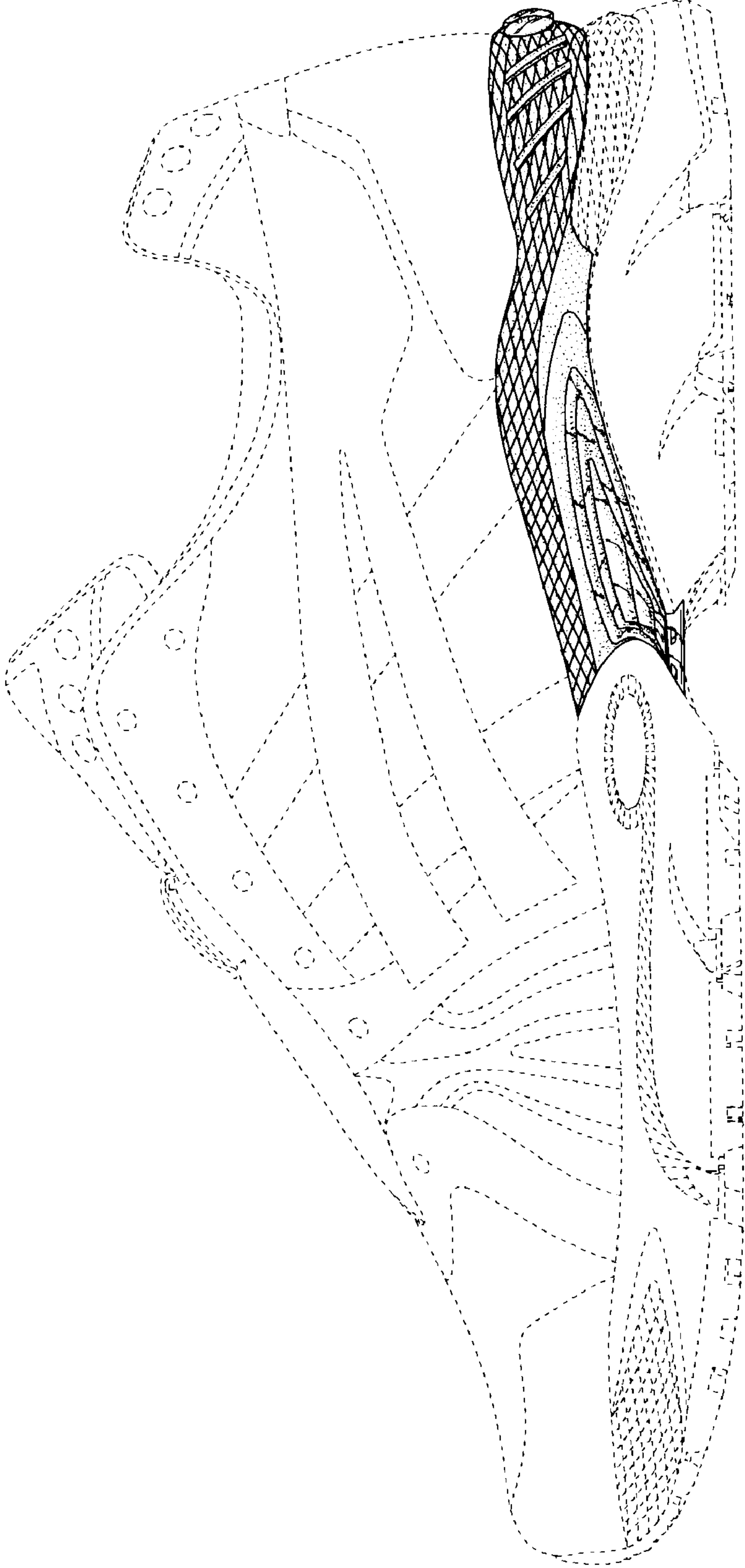


FIG. 5

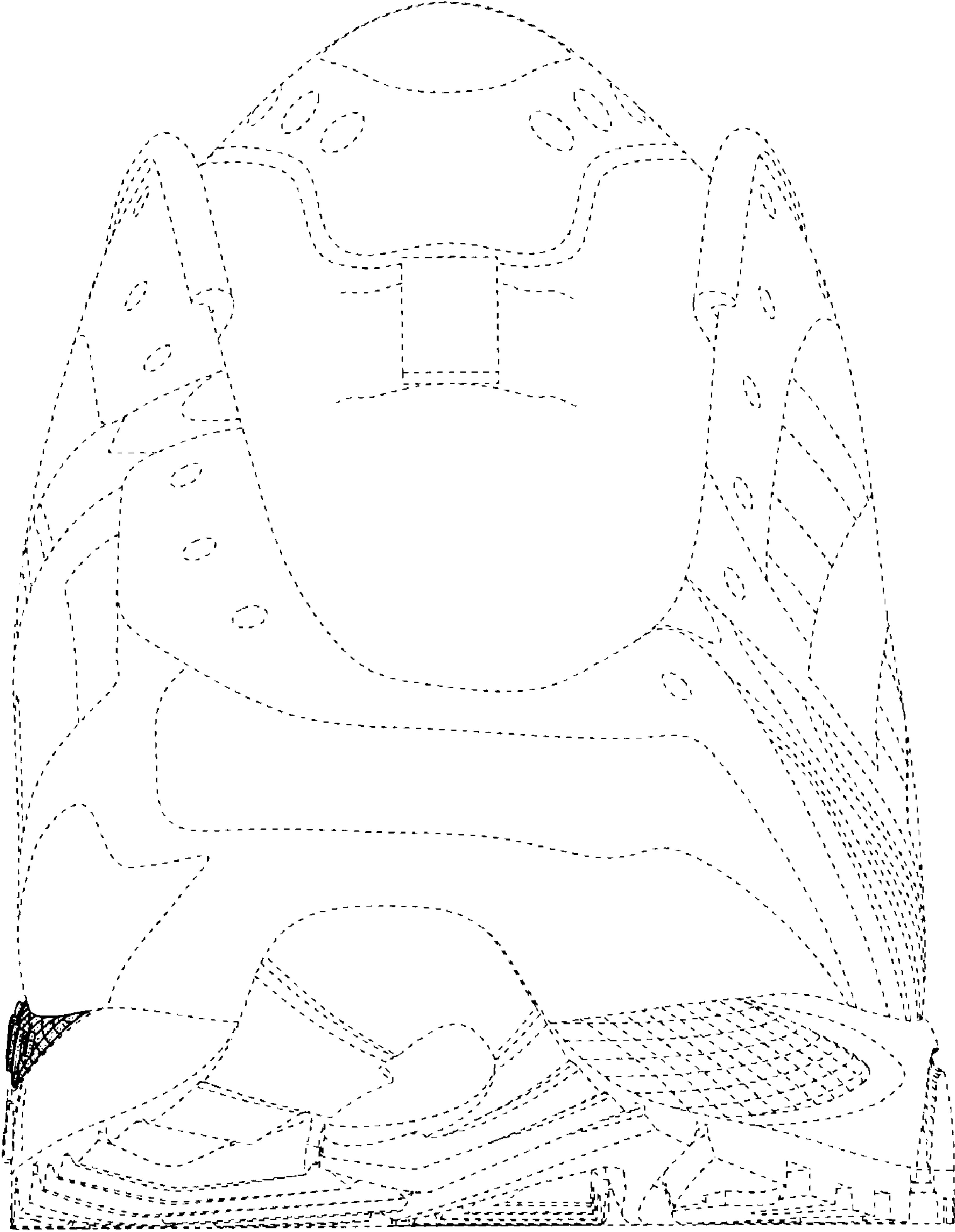




FIG. 6

